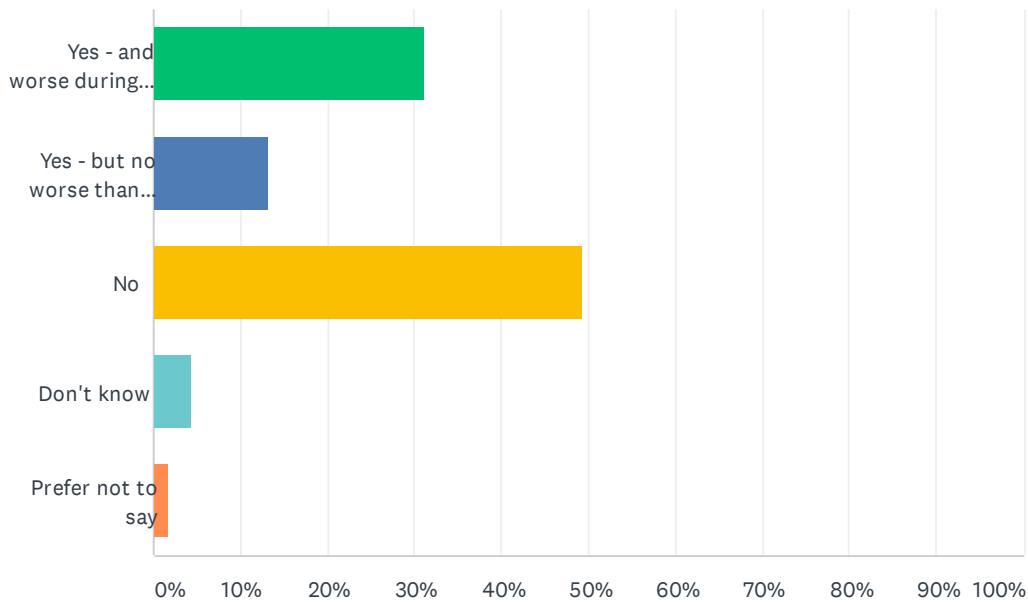


During this pandemic, do you consider that you are currently suffering from any of depression, anxiety, stress, burnout*, emotional distress or other mental health condition relating to or made worse by your work? (*Burnout is characterised by a state of emotional, mental and physical exhaustion caused by excessive and prolonged stress)

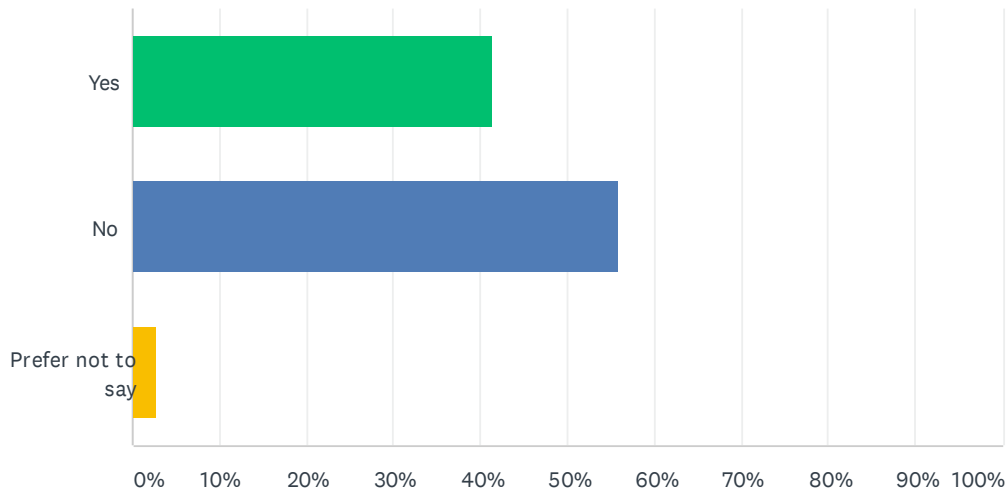
Answered: 7,233



ANSWER CHOICES	RESPONSES	
Yes - and worse during this pandemic than before	31.15%	2,253
Yes - but no worse than before this pandemic	13.18%	953
No	49.44%	3,576
Don't know	4.47%	323
Prefer not to say	1.77%	128
TOTAL		7,233

During this pandemic have you had to access NHS wellbeing support services provided by either your employer or a third party?

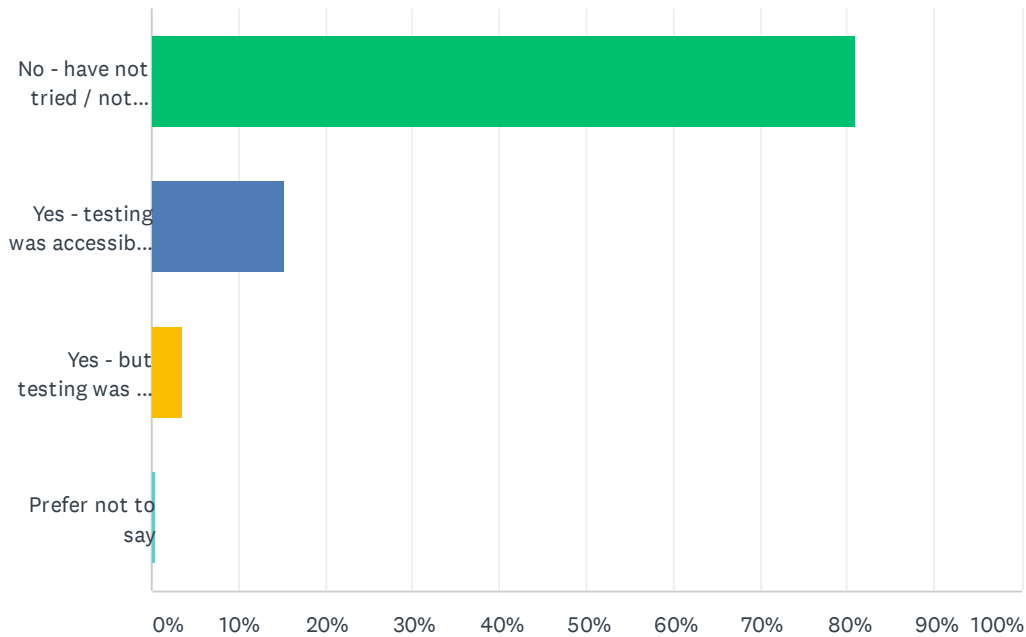
Answered: 7,232



ANSWER CHOICES		RESPONSES	
Yes		41.50%	3,001
No		55.85%	4,039
Prefer not to say		2.65%	192
TOTAL	TOTAL		7,232

Within the last two weeks, have you, or a member of your household, tried to access testing for Coronavirus* (in your place of work, local NHS, or online)? *This is a test of whether someone currently has the coronavirus.

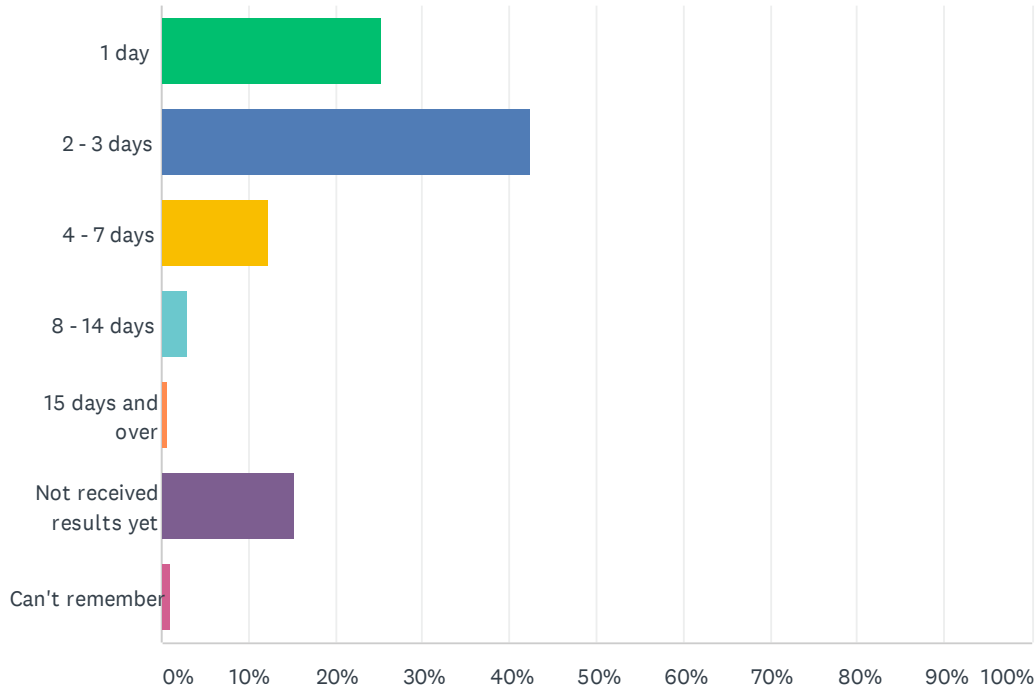
Answered: 7,223



ANSWER CHOICES	RESPONSES	
No - have not tried / not needed	80.88%	5,842
Yes - testing was accessible / timely / convenient	15.22%	1,099
Yes - but testing was not accessible / not timely / not convenient	3.49%	252
Prefer not to say	0.42%	30
TOTAL		7,223

How long after your test for coronavirus did it take to get the results?

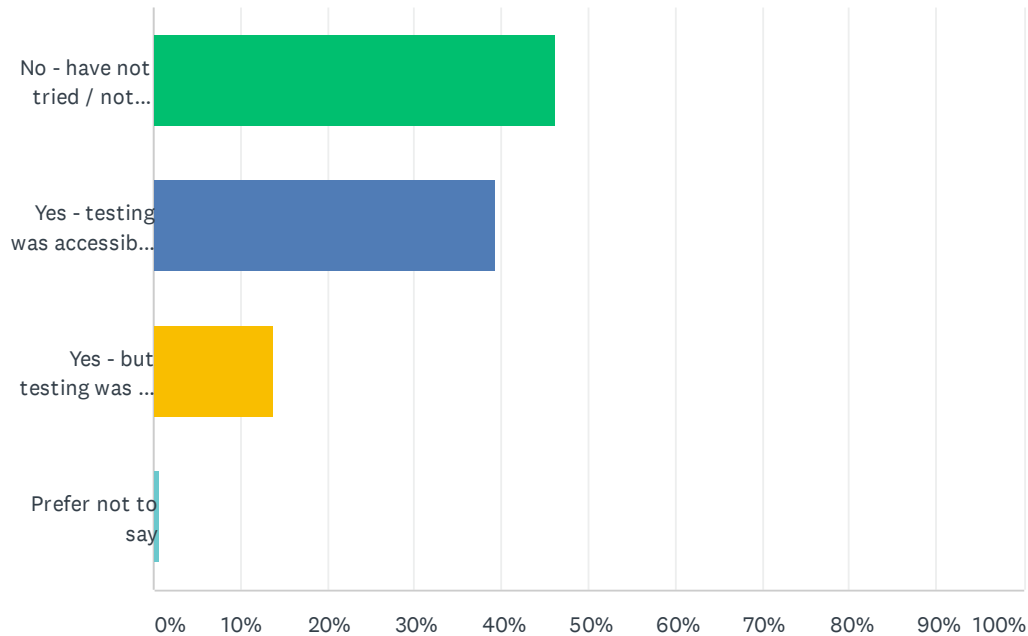
Answered: 1,457



ANSWER CHOICES	RESPONSES	
1 day	25.26%	368
2 - 3 days	42.42%	618
4 - 7 days	12.35%	180
8 - 14 days	3.02%	44
15 days and over	0.62%	9
Not received results yet	15.24%	222
Can't remember	1.10%	16
TOTAL		1,457

Staff who work in the NHS are eligible for an antibody test, which shows whether someone has previously been infected by the coronavirus. Have you tried to access an antibody test?

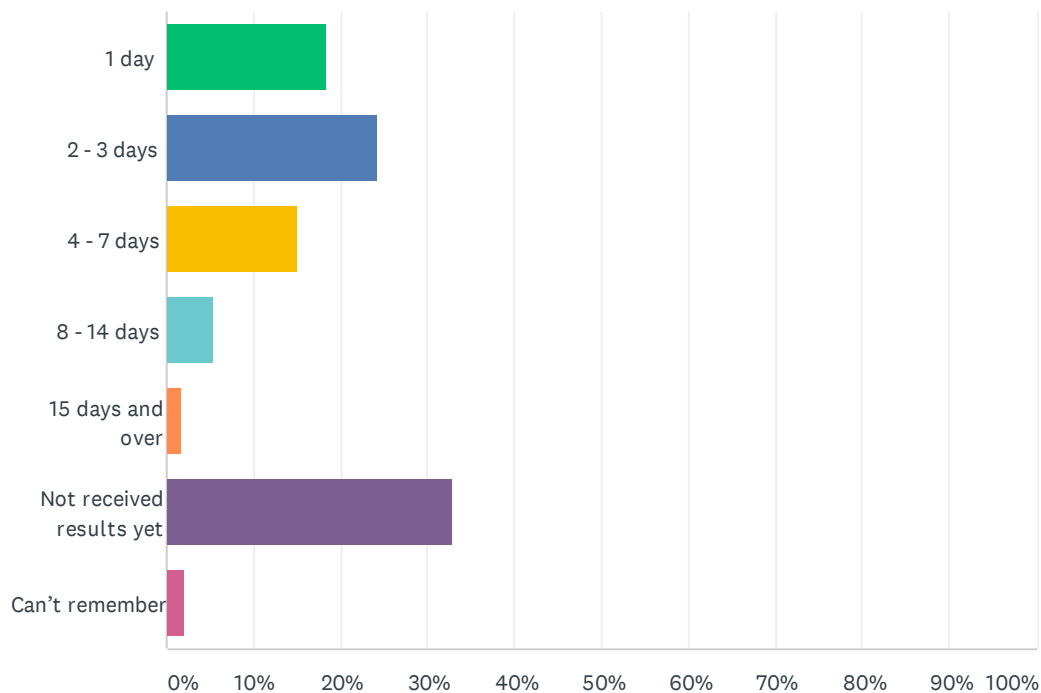
Answered: 7,042



ANSWER CHOICES	RESPONSES	
No - have not tried / not needed	46.19%	3,253
Yes - testing was accessible / timely / convenient	39.29%	2,767
Yes - but testing was not accessible / not timely / not convenient	13.82%	973
Prefer not to say	0.70%	49
TOTAL		7,042

How long after your antibody test did it take to get the results?

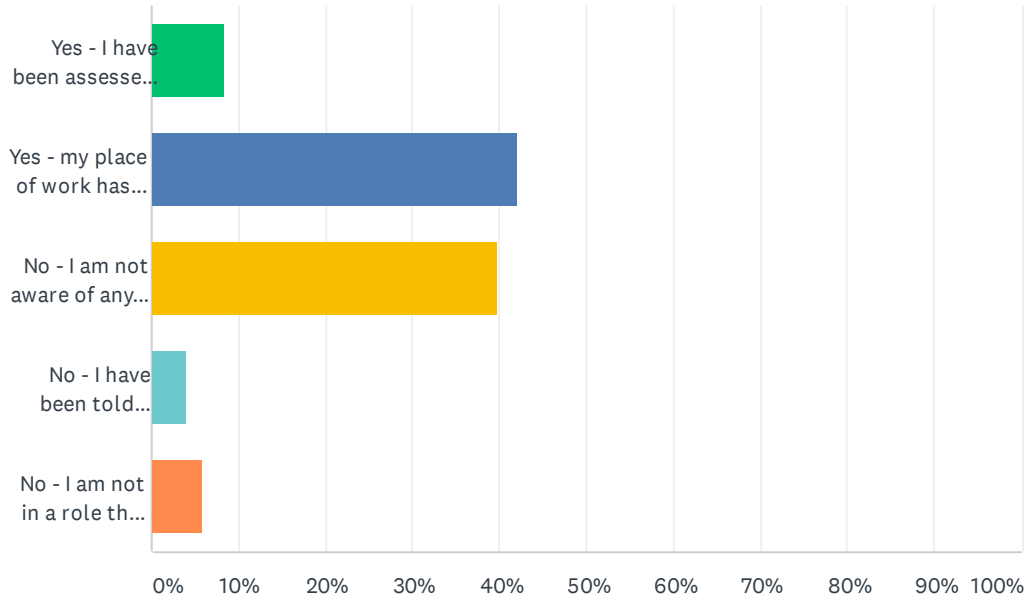
Answered: 3,521



ANSWER CHOICES	RESPONSES	
1 day	18.49%	651
2 - 3 days	24.37%	858
4 - 7 days	15.02%	529
8 - 14 days	5.48%	193
15 days and over	1.70%	60
Not received results yet	32.89%	1,158
Can't remember	2.04%	72
TOTAL		3,521

Have you been risk assessed in your place of work to test if you might be at increased risk from contact with Coronavirus patients in your current role? Please select whichever answer best matches your situation

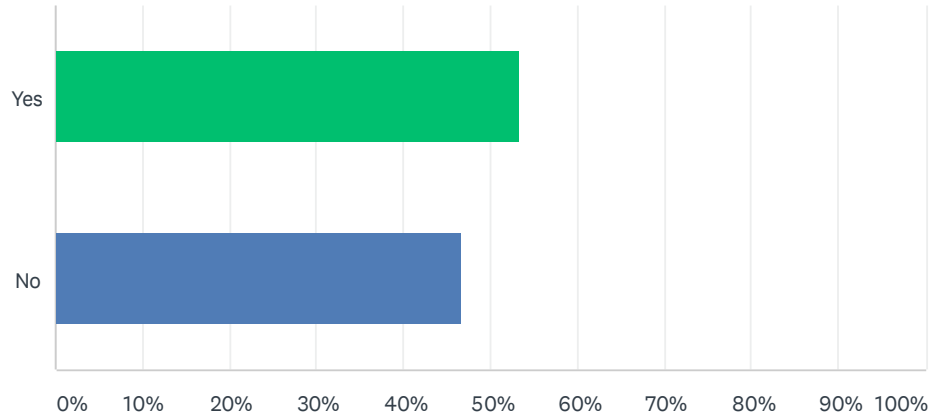
Answered: 6,939



ANSWER CHOICES	RESPONSES	
Yes - I have been assessed in person (including occupational health)	8.37%	581
Yes - my place of work has undertaken a desk-based assessment	42.01%	2,915
No - I am not aware of any risk assessment in my place of work	39.79%	2,761
No - I have been told explicitly I do not need to be assessed	3.93%	273
No - I am not in a role that requires assessment	5.89%	409
TOTAL		6,939

Do you work in an aerosol generating procedure (AGP) area (including in Intensive Care Units or the hot zone of an Emergency Department)?

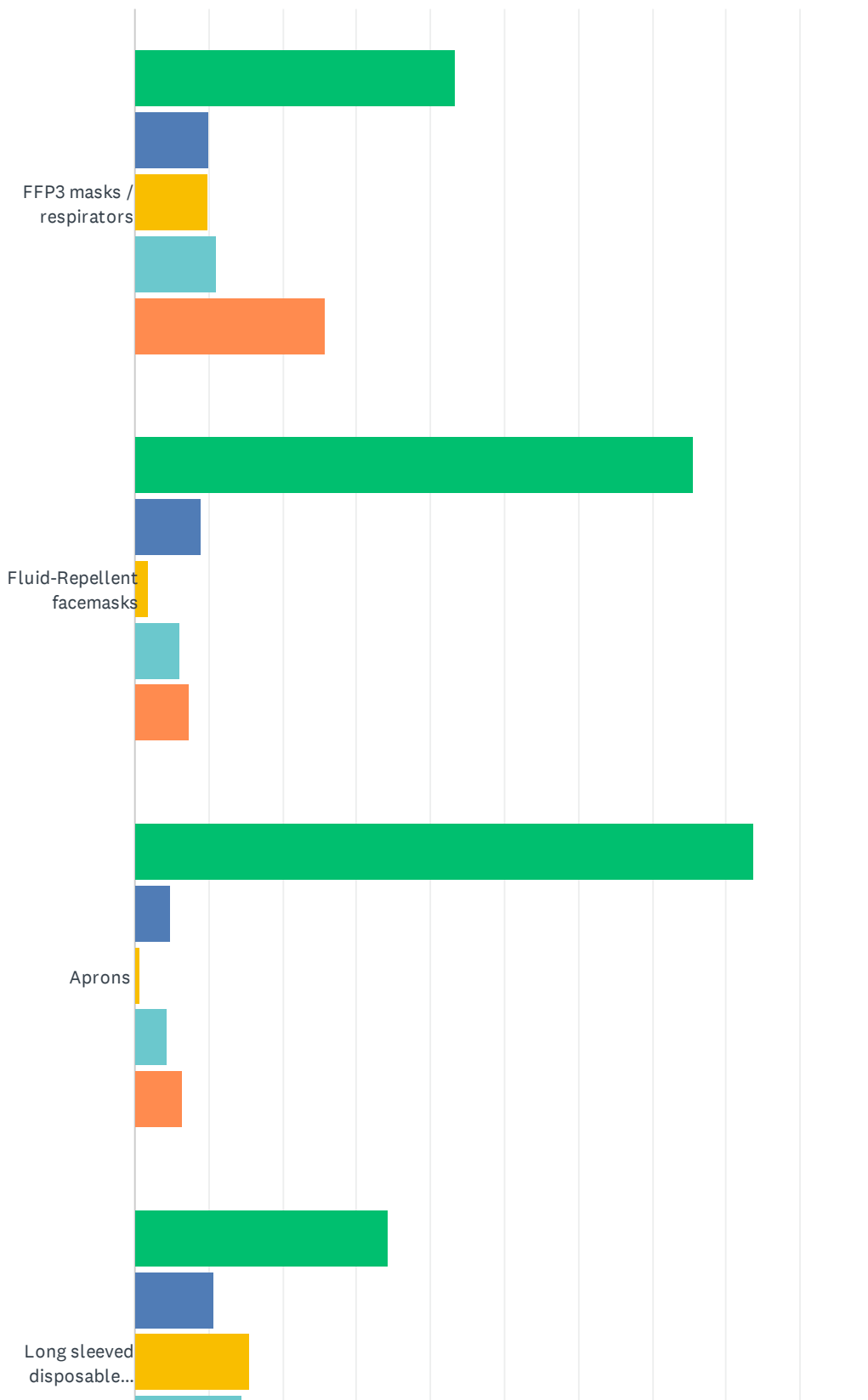
Answered: 4,204

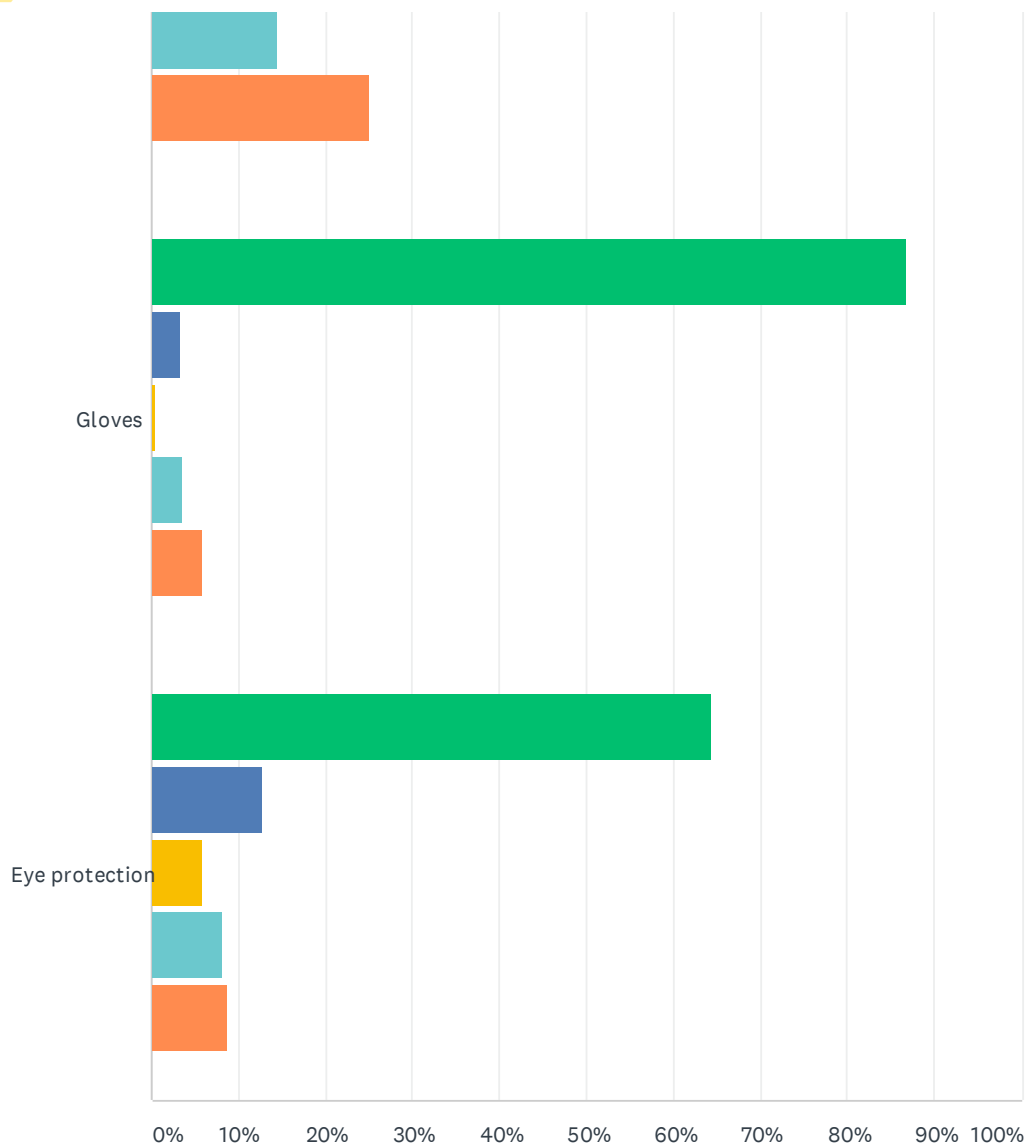


ANSWER CHOICES	RESPONSES	
Yes	53.45%	2,247
No	46.55%	1,957
TOTAL		4,204

Over the last week, have you had adequate NHS supplies or shortages of the following PPE?

Answered: 6,468



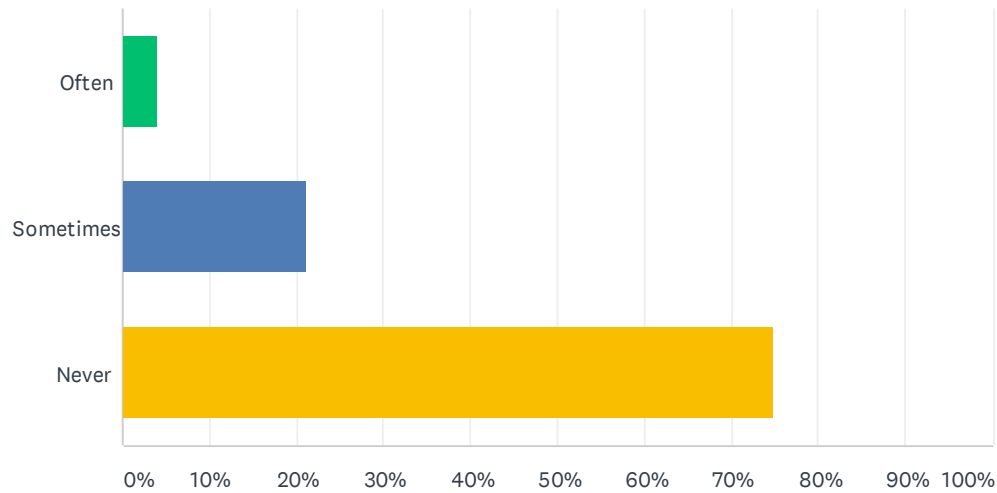


■ Adequate
 ■ Shortages
 ■ No supply at all
 ■ Don't know
 ■ Not relevant

	ADEQUATE	SHORTAGES	NO SUPPLY AT ALL	DON'T KNOW	NOT RELEVANT	TOTAL	
FFP3 masks / respirators	43.27% 2,788	10.12% 652	0.45% 29	9.73% 627	11.17% 720	25.71% 1,657	6,444
Fluid-Repellent facemasks	75.48% 4,864	9.09% 586	0.00%	1.96% 126	6.08% 392	7.39% 476	6,444
Aprons	83.65% 5,388	4.78% 308	0.00%	0.67% 43	4.36% 281	6.54% 421	6,441
Long sleeved disposable gowns	34.39% 2,215	10.62% 684	0.00%	15.56% 1,002	14.35% 924	25.08% 1,615	6,440
Gloves	86.85% 5,600	3.32% 214	0.00%	0.45% 29	3.49% 225	5.89% 380	6,448
Eye protection	64.39% 4,151	12.78% 824	0.00%	5.91% 381	8.22% 530	8.70% 561	6,447

Have you ever felt pressured to see a patient without adequate protection?

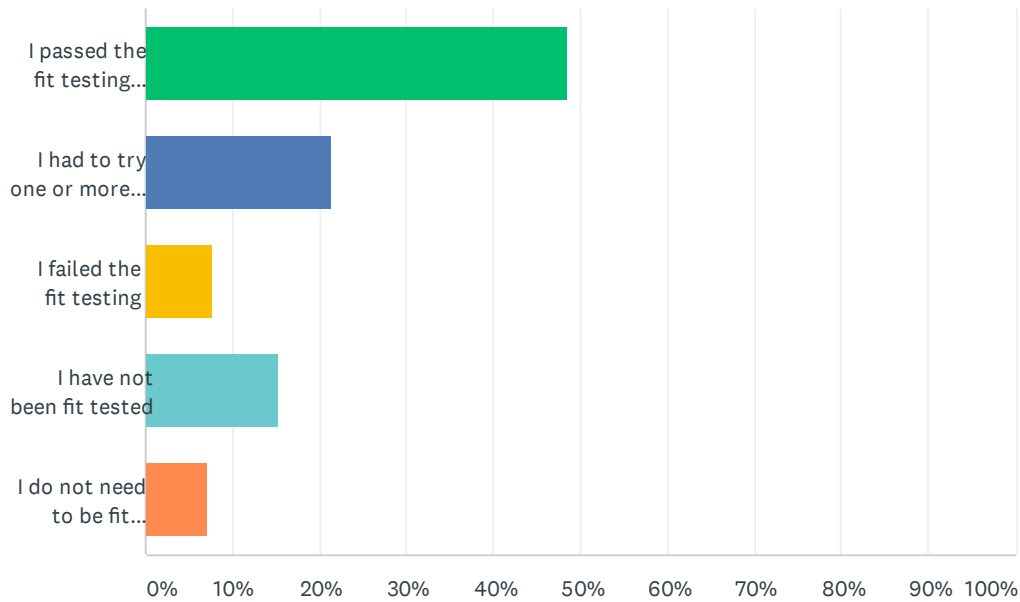
Answered: 6,451



ANSWER CHOICES	RESPONSES	
Often	3.95%	255
Sometimes	21.14%	1,364
Never	74.90%	4,832
TOTAL		6,451

If you have been fit tested for a mask/respirator, which of the following best describes your experience?

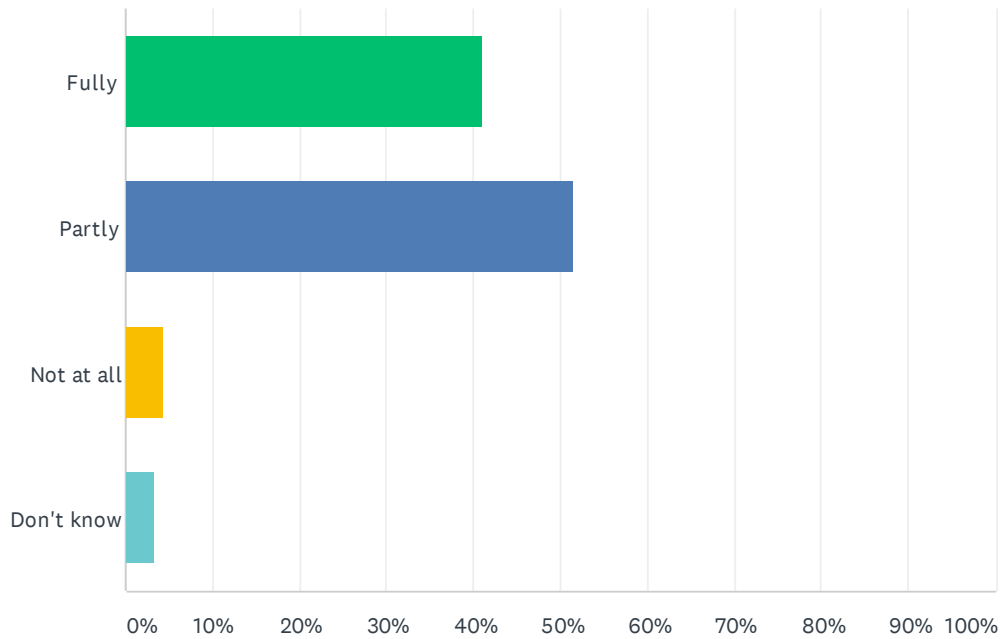
Answered: 4,158



ANSWER CHOICES	RESPONSES	
I passed the fit testing first time	48.46%	2,015
I had to try one or more alternative masks/respirator before passing	21.36%	888
I failed the fit testing	7.70%	320
I have not been fit tested	15.27%	635
I do not need to be fit tested	7.22%	300
TOTAL		4,158

Taking everything into account, do you feel safely protected from coronavirus infection in your place of work?

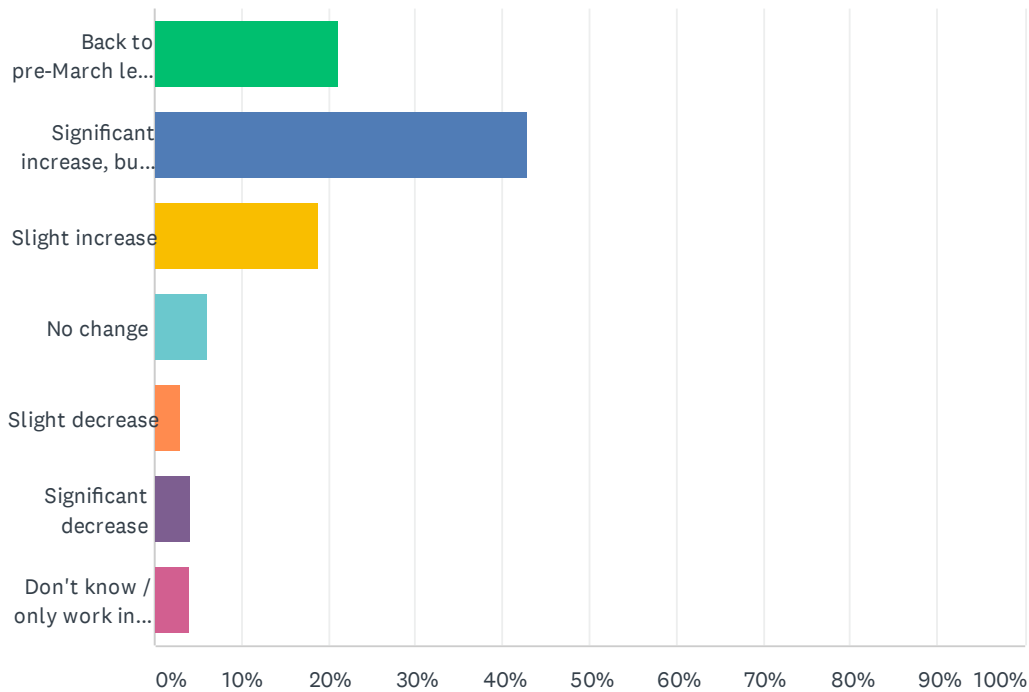
Answered: 6,897



ANSWER CHOICES	RESPONSES	
Fully	40.97%	2,826
Partly	51.40%	3,545
Not at all	4.35%	300
Don't know	3.28%	226
TOTAL		6,897

Over the last week, what change, if any, have you experienced in the level of demand for non-Covid patient care?

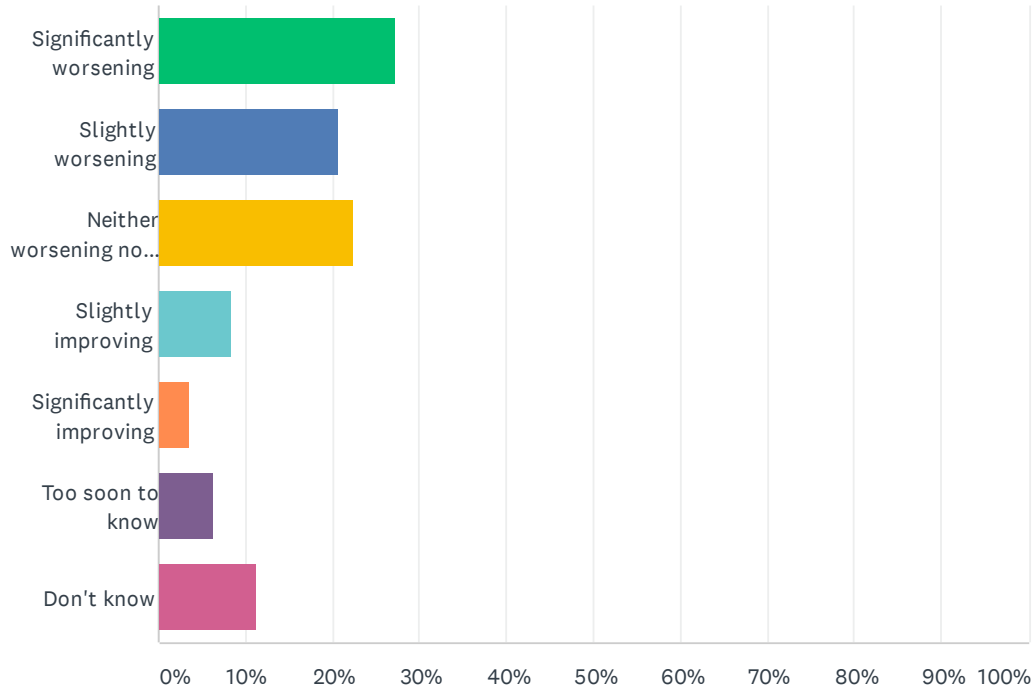
Answered: 6,723



ANSWER CHOICES	RESPONSES	
Back to pre-March level of demand	21.03%	1,414
Significant increase, but at lower level than pre-March	42.81%	2,878
Slight increase	18.79%	1,263
No change	6.16%	414
Slight decrease	3.02%	203
Significant decrease	4.25%	286
Don't know / only work in Covid areas	3.94%	265
TOTAL		6,723

To what extent is prioritisation of patients with possible or confirmed Covid-19 in your place of work or the local NHS affecting the care available to those patients with no Covid-19 symptoms?

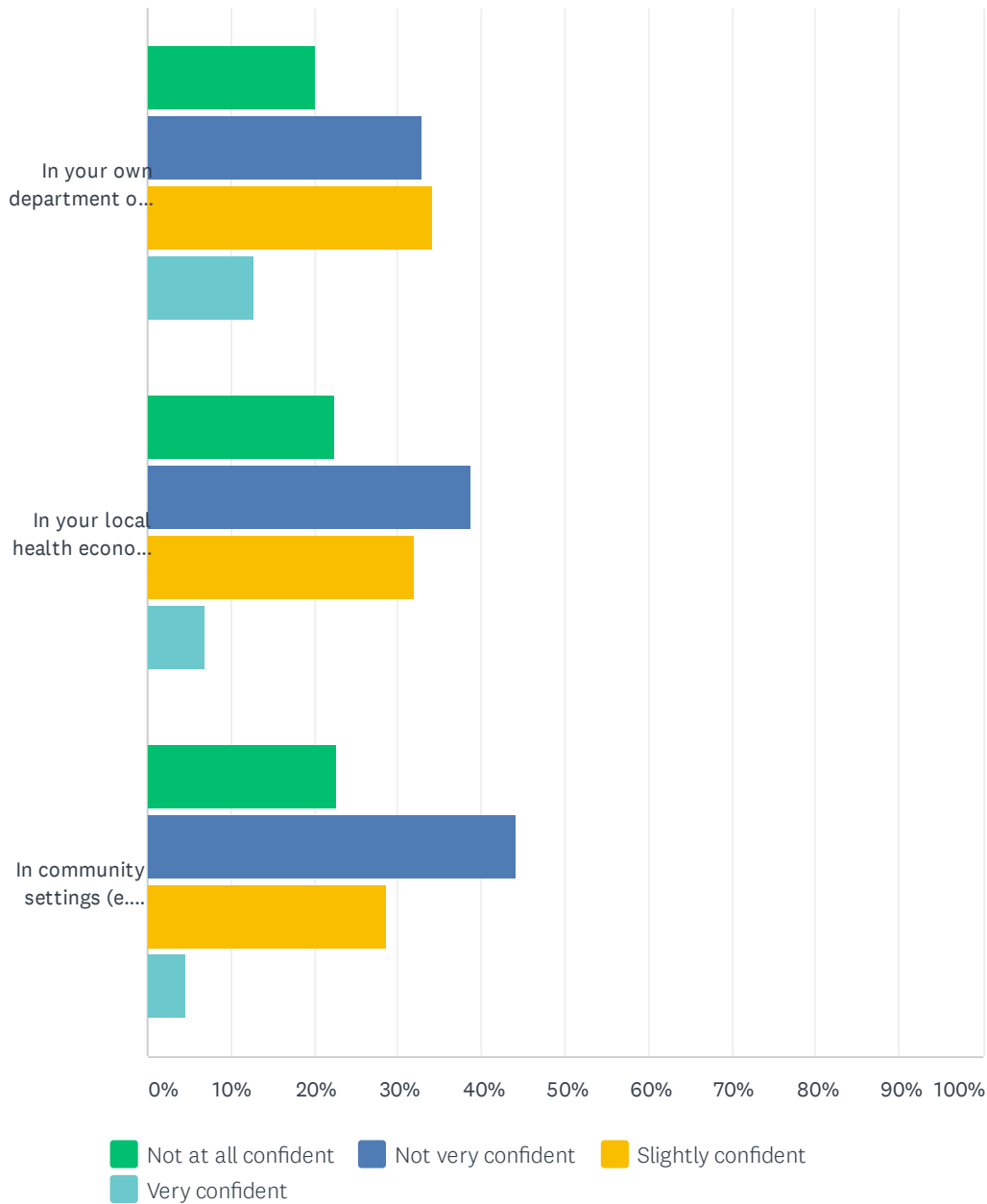
Answered: 6,733



ANSWER CHOICES	RESPONSES	
Significantly worsening	27.27%	1,836
Slightly worsening	20.73%	1,396
Neither worsening nor improving	22.46%	1,512
Slightly improving	8.30%	559
Significantly improving	3.61%	243
Too soon to know	6.33%	426
Don't know	11.30%	761
TOTAL		6,733

How confident are you about your ability to manage patient demand as normal NHS services are resumed?

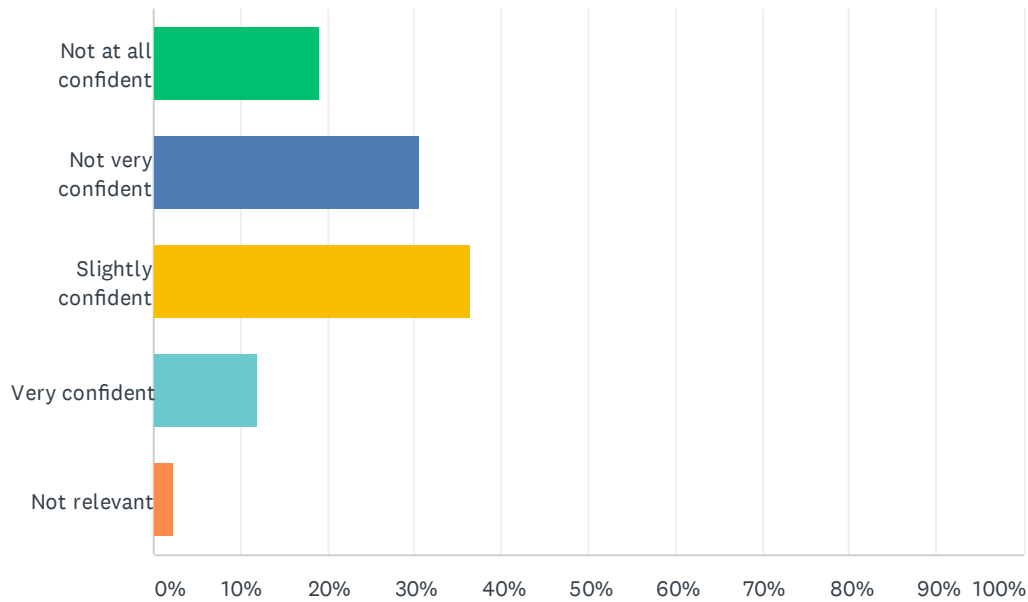
Answered: 6,704



	NOT AT ALL CONFIDENT	NOT VERY CONFIDENT	SLIGHTLY CONFIDENT	VERY CONFIDENT	TOTAL
In your own department or practice	20.16% 1,348	32.84% 2,196	34.13% 2,282	12.86% 860	6,686
In your local health economy (e.g. accessing diagnostics)	22.36% 1,485	38.79% 2,576	31.92% 2,120	6.93% 460	6,641
In community settings (e.g. care homes)	22.55% 1,438	44.13% 2,814	28.75% 1,833	4.56% 291	6,376

How confident are you about your ability to manage patient demand if there is a second peak of Covid-19?

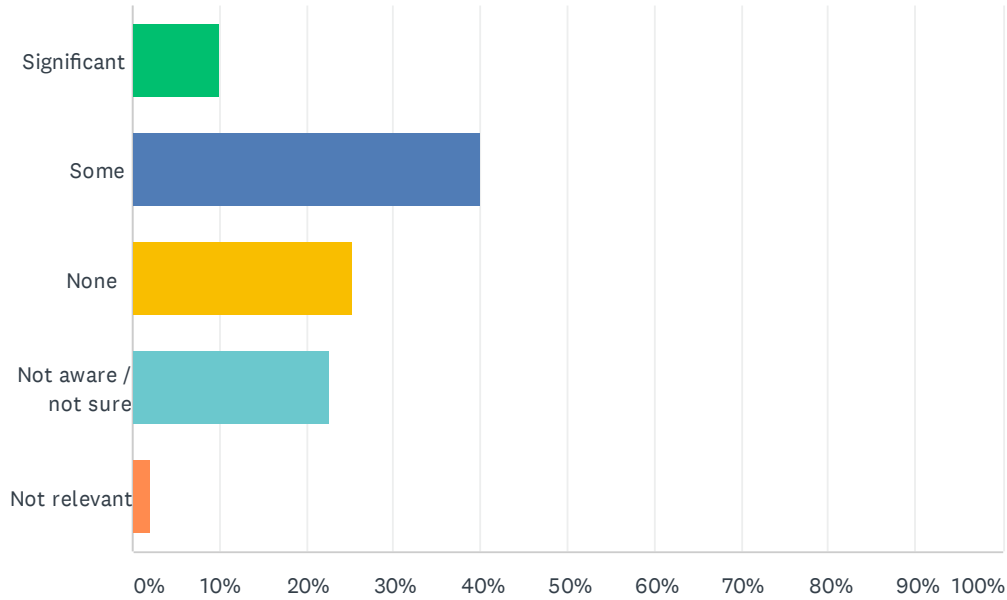
Answered: 6,725



ANSWER CHOICES	RESPONSES	
Not at all confident	19.00%	1,278
Not very confident	30.56%	2,055
Slightly confident	36.30%	2,441
Very confident	11.82%	795
Not relevant	2.32%	156
TOTAL		6,725

What engagement, if any, has there been with you in your place of work / your local health economy, around how the increased patient demand will be managed as normal NHS services are resumed?

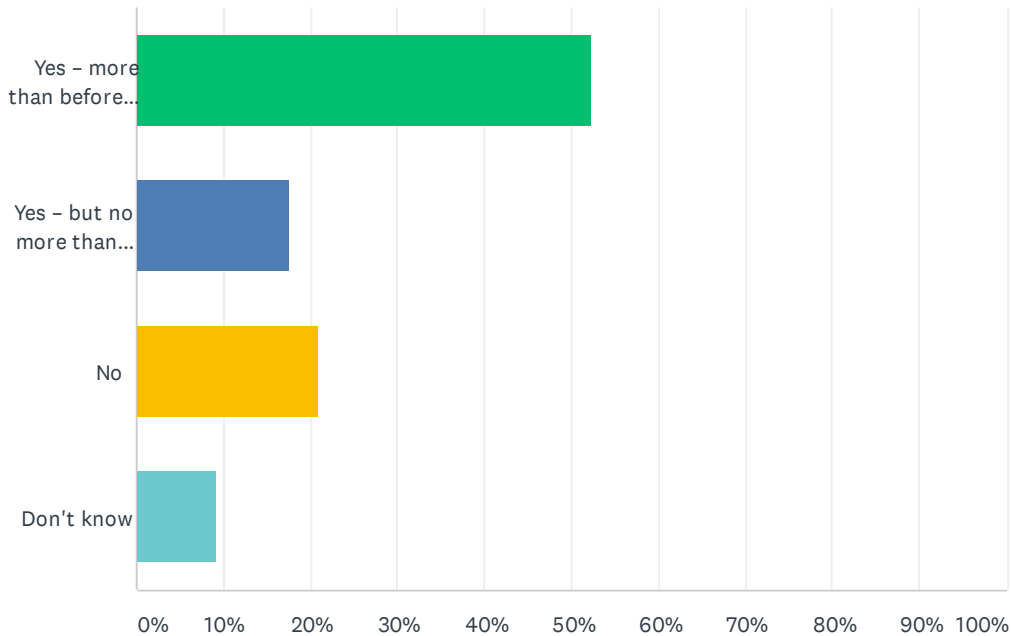
Answered: 6,735



ANSWER CHOICES	RESPONSES	
Significant	10.13%	682
Some	39.87%	2,685
None	25.29%	1,703
Not aware / not sure	22.69%	1,528
Not relevant	2.03%	137
TOTAL		6,735

Since the Covid-19 pandemic, has your practice been required to deliver patient care that would normally have been the responsibility of the secondary care system?

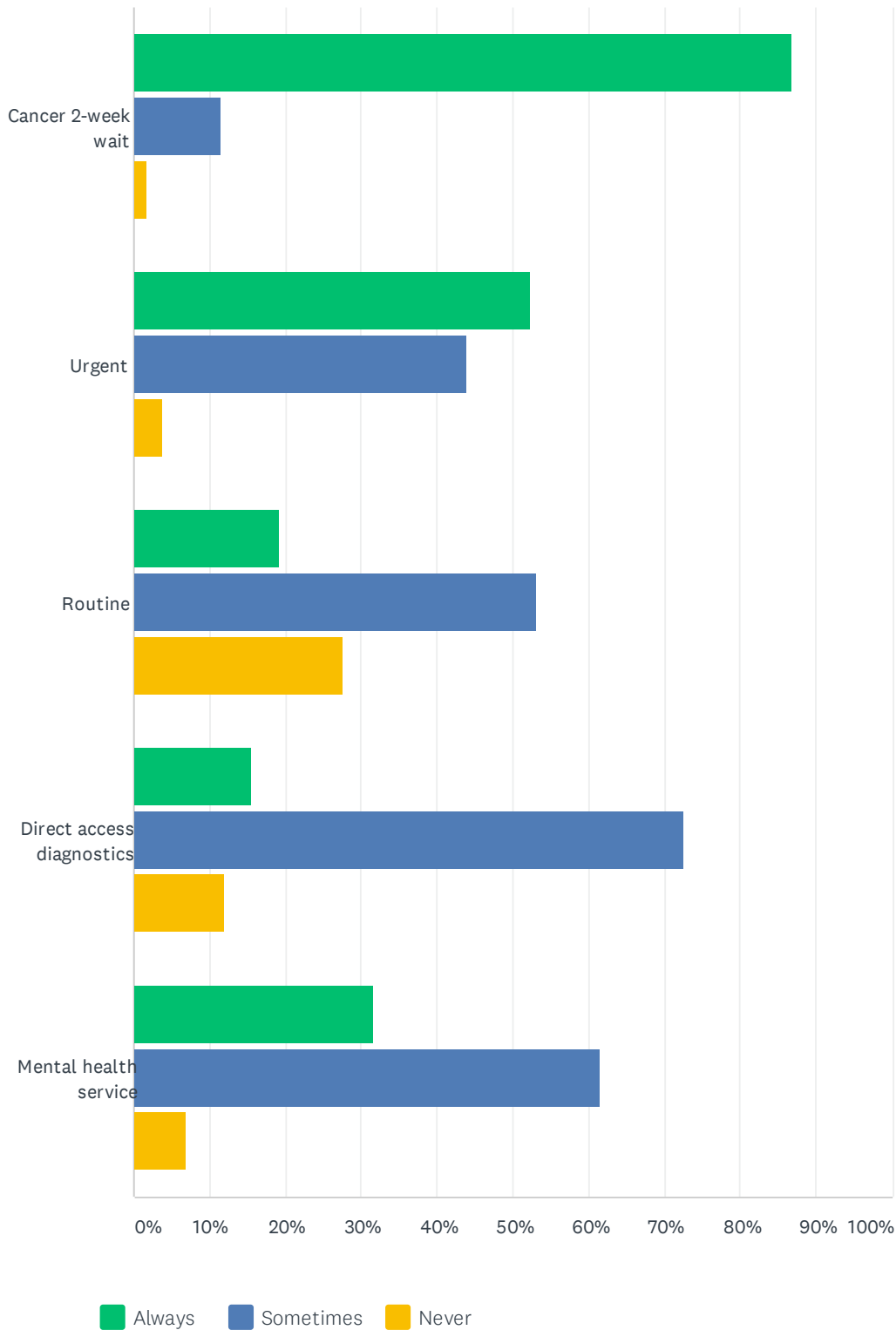
Answered: 2,218



ANSWER CHOICES	RESPONSES	
Yes – more than before this pandemic	52.30%	1,160
Yes – but no more than before this pandemic	17.54%	389
No	21.01%	466
Don't know	9.15%	203
TOTAL		2,218

Which if any of the following types of referral have you / your practice been able to make to a local hospital(s) in the last week?

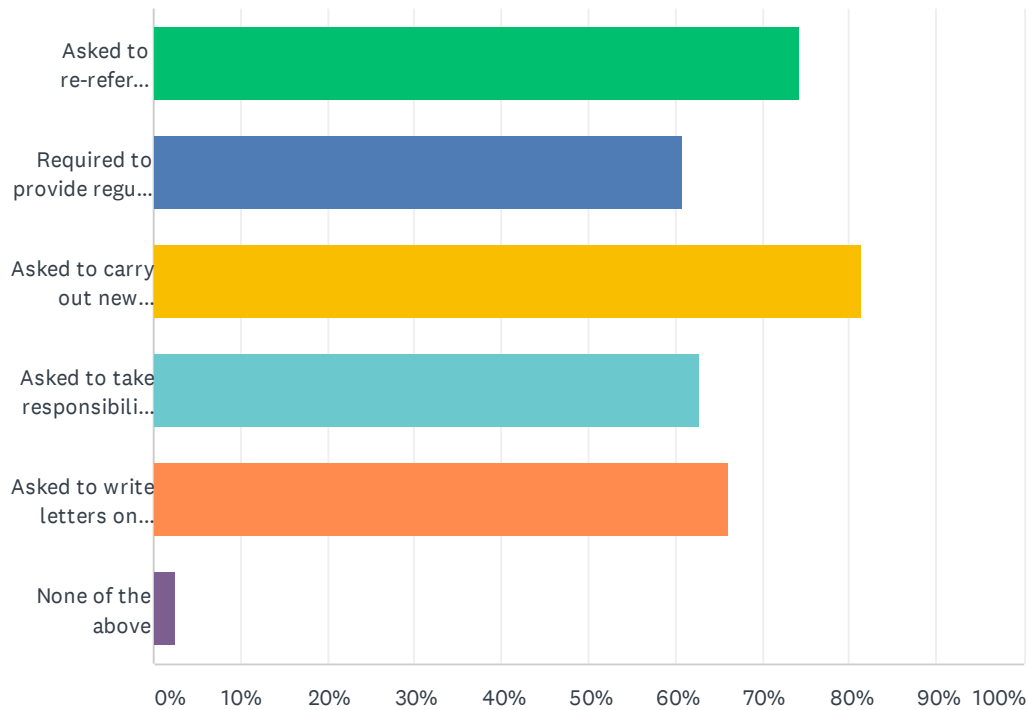
Answered: 2,149



	ALWAYS	SOMETIMES	NEVER	TOTAL
Cancer 2-week wait	86.83% 1,853	11.53% 246	1.64% 35	2,134
Urgent	52.25% 1,114	44.00% 938	3.75% 80	2,132
Routine	19.21% 409	53.08% 1,130	27.71% 590	2,129
Direct access diagnostics	15.44% 329	72.55% 1,546	12.01% 256	2,131
Mental health service	31.55% 674	61.61% 1,316	6.84% 146	2,136

Which if any of the following best describe changes to the care you /your practice has delivered since the pandemic?

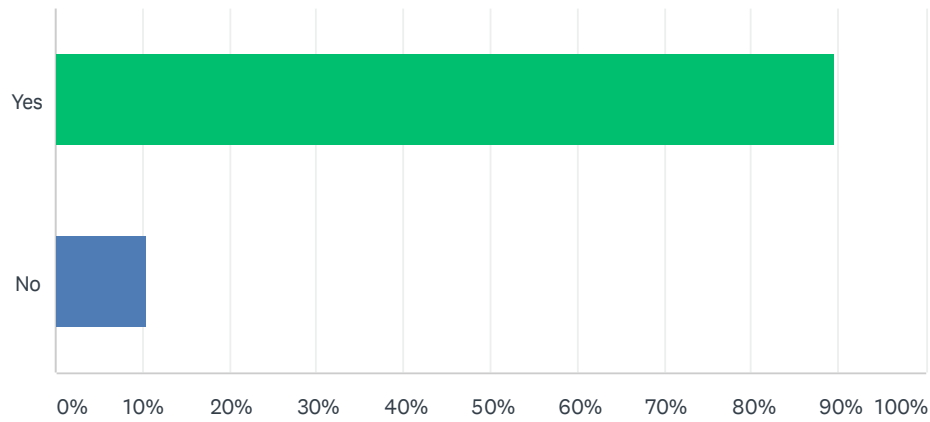
Answered: 1,148



ANSWER CHOICES	RESPONSES
Asked to re-refer patients who are yet to be seen in hospital due to pandemic	74.22% 852
Required to provide regular check-ups to patients discharged from hospital following an online or face-to-face consultation, which would not normally be the case	60.89% 699
Asked to carry out new investigations and manage ongoing care, which would normally have been done in hospitals	81.36% 934
Asked to take responsibility for patient prescriptions which are normally provided by hospitals	62.80% 721
Asked to write letters on behalf of patients to advance their hospital appointment	66.20% 760
None of the above	2.44% 28
Total Respondents: 1,148	

Does your practice supply facemasks for staff to wear where they cannot maintain social distancing?

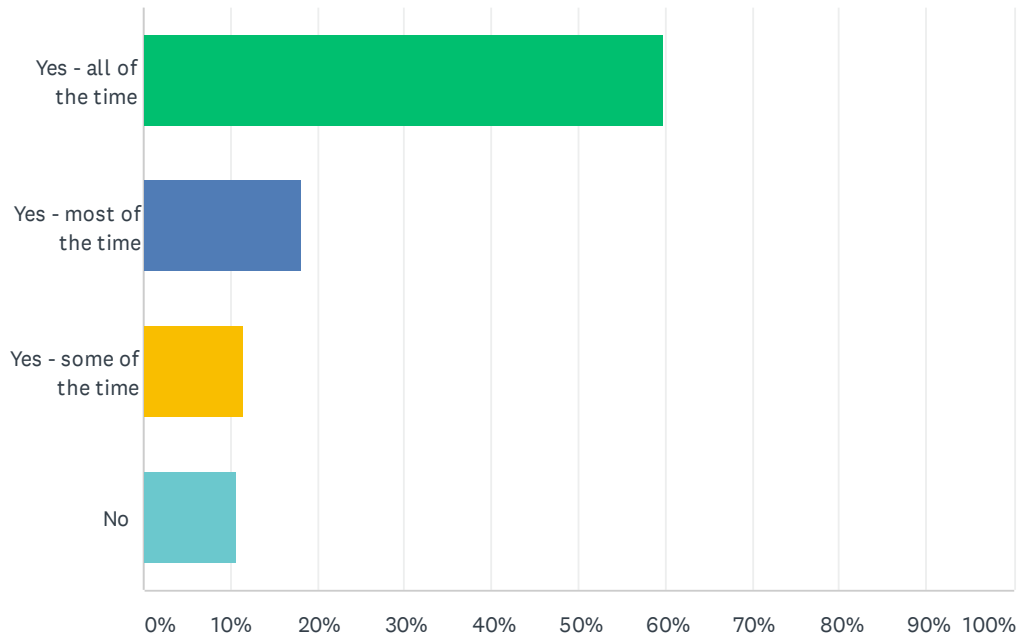
Answered: 2,154



ANSWER CHOICES	RESPONSES	
Yes	89.46%	1,927
No	10.54%	227
TOTAL		2,154

Will your practice require patients to wear face coverings?

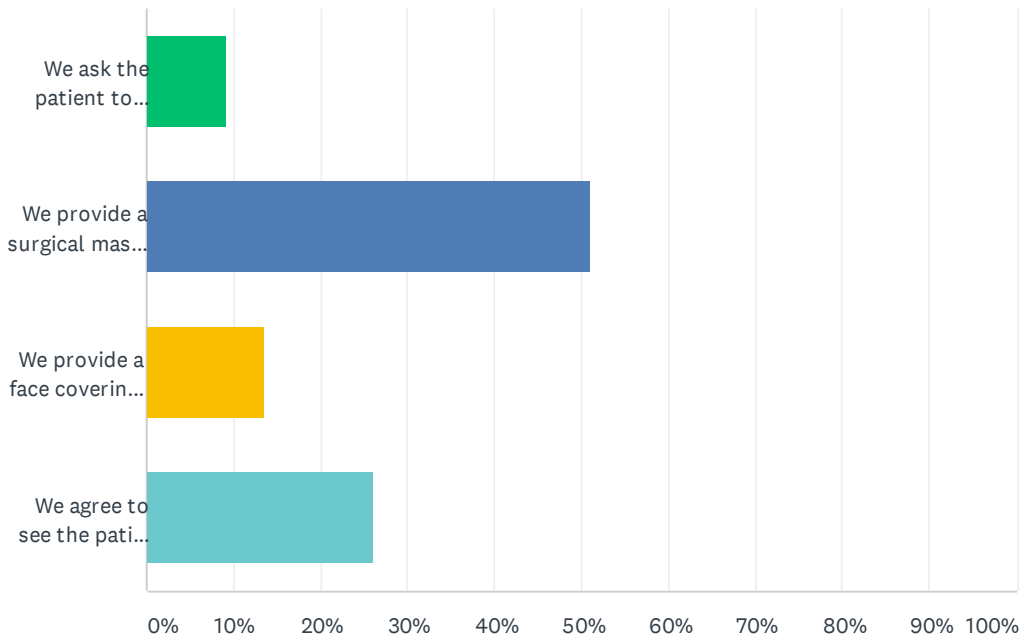
Answered: 2,156



ANSWER CHOICES	RESPONSES	
Yes - all of the time	59.74%	1,288
Yes - most of the time	18.23%	393
Yes - some of the time	11.46%	247
No	10.58%	228
TOTAL		2,156

What is the approach of your practice to patients who arrive without a face covering?

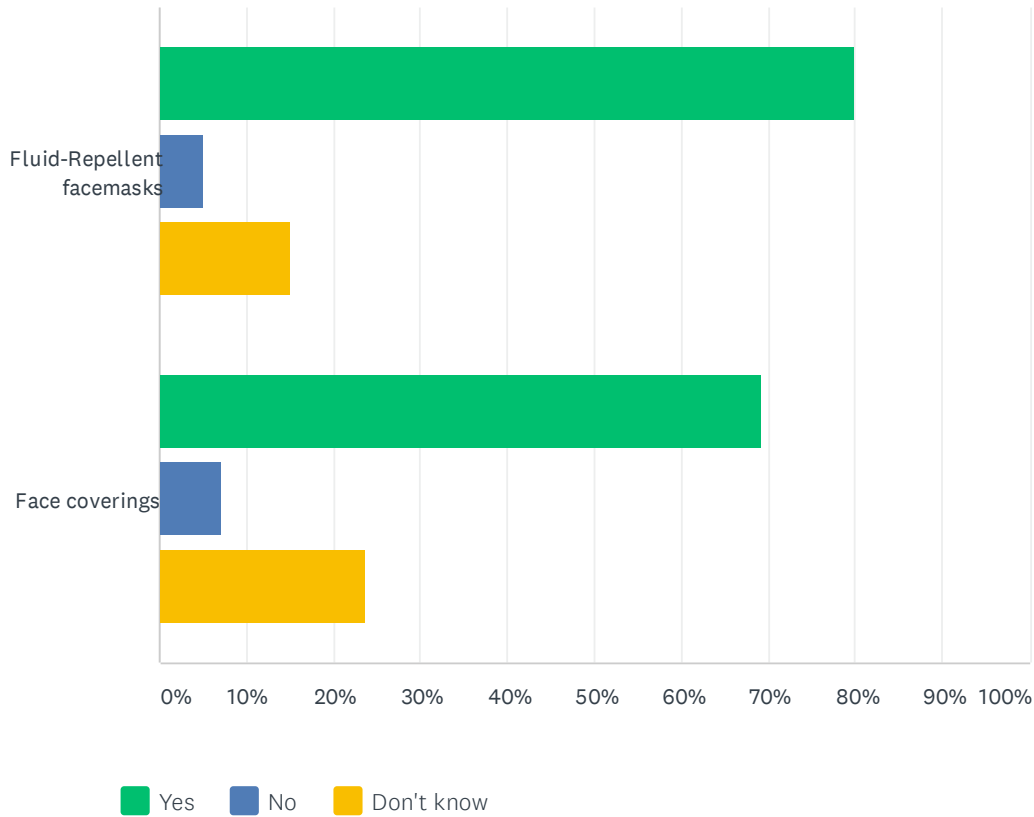
Answered: 2,128



ANSWER CHOICES	RESPONSES	
We ask the patient to return with a face covering	9.30%	198
We provide a surgical mask from the practice's supply	50.99%	1,085
We provide a face covering from the practice's supply	13.53%	288
We agree to see the patient without a face covering if they have no symptoms of COVID-19	26.17%	557
TOTAL		2,128

Will your practice need to increase supplies of facemasks (for staff) or face coverings (for patients) as the NHS returns to providing more face-to-face appointments?

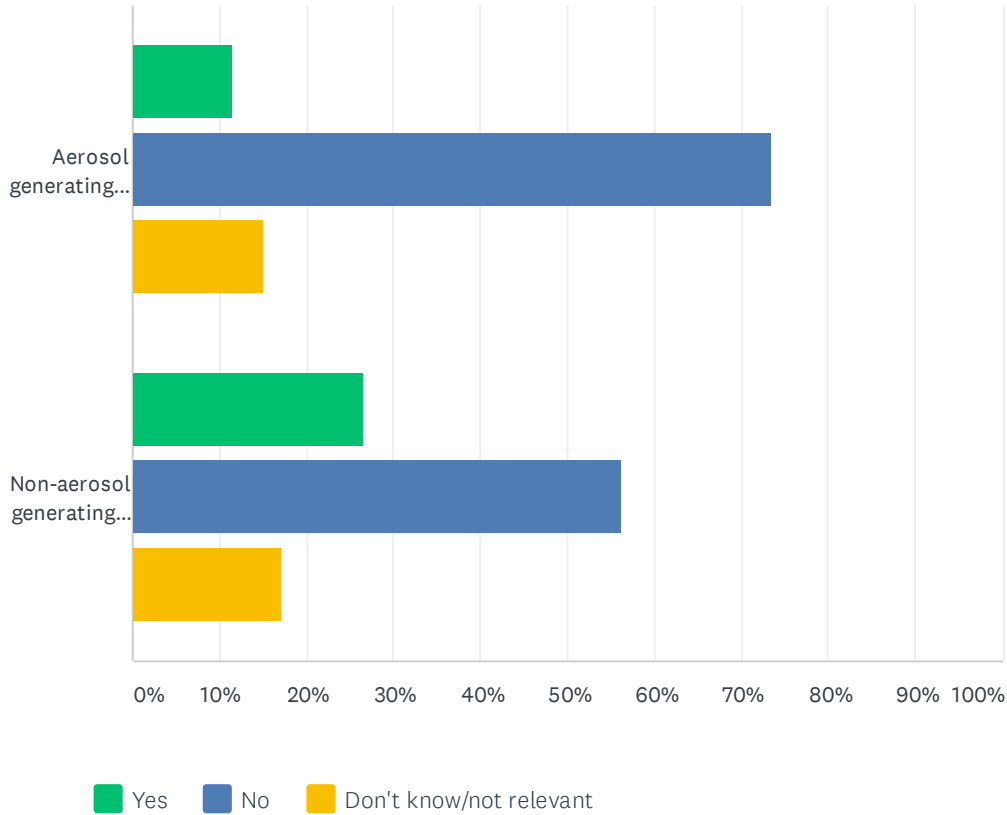
Answered: 2,165



	YES	NO	DON'T KNOW	TOTAL
Fluid-Repellent facemasks	79.96% 1,720	5.07% 109	14.97% 322	2,151
Face coverings	69.15% 1,473	7.18% 153	23.66% 504	2,130

Has your place of work decided to relax use of PPE in the treatment of patients admitted (such as to Intensive Care Units, surgical theatres) for non-Covid care pathways?

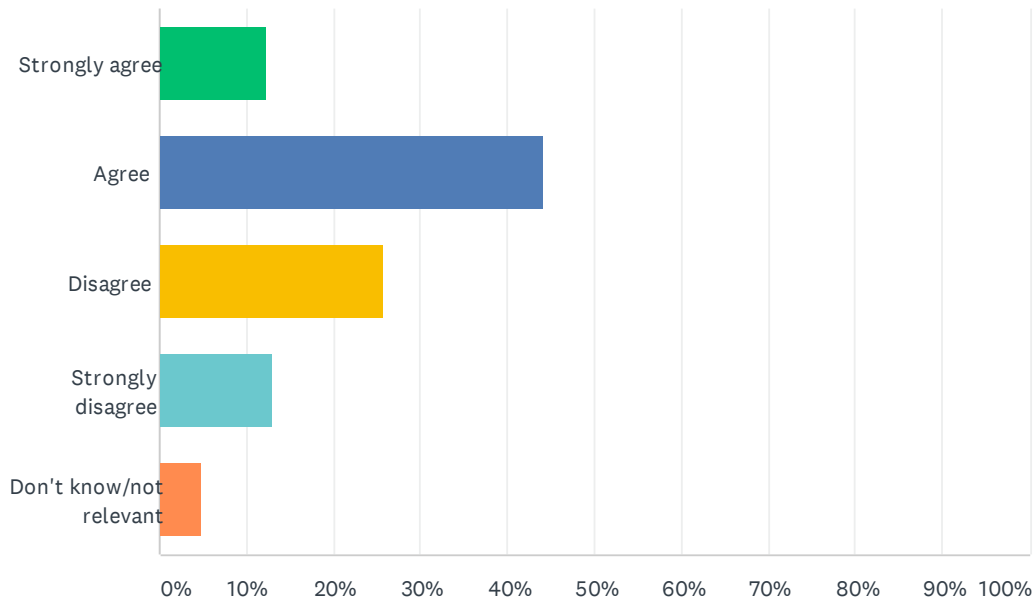
Answered: 2,151



	YES	NO	DON'T KNOW/NOT RELEVANT	TOTAL
Aerosol generating procedure (AGP) areas	11.58% 249	73.36% 1,578	15.06% 324	2,151
Non-aerosol generating procedure (AGP) areas	26.57% 571	56.26% 1,209	17.17% 369	2,149

To what extent do you agree or disagree with the decision in your place of work to relax use of PPE for some non-Covid care pathways?

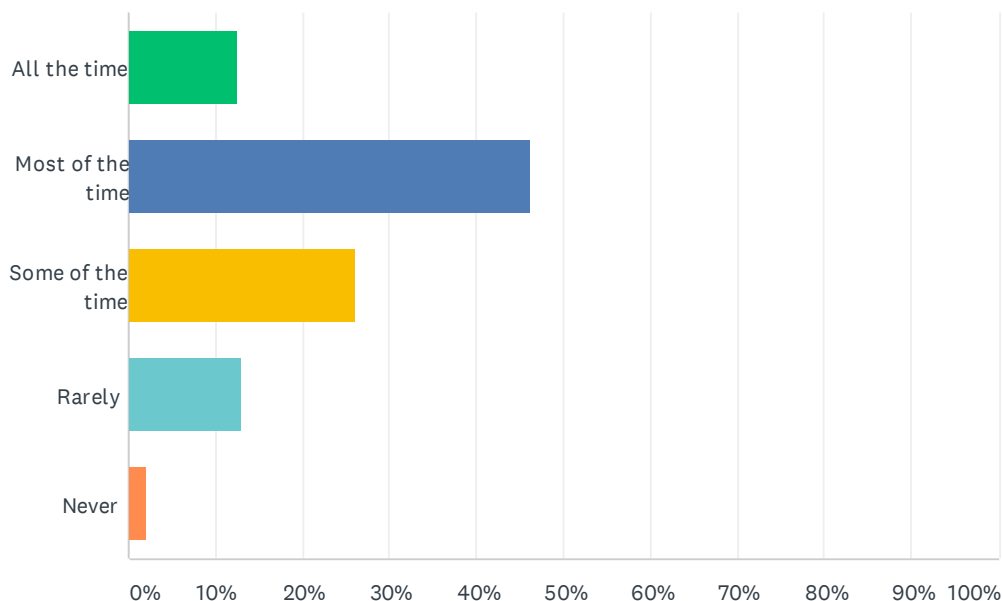
Answered: 643



ANSWER CHOICES	RESPONSES	
Strongly agree	12.44%	80
Agree	44.17%	284
Disagree	25.66%	165
Strongly disagree	12.91%	83
Don't know/not relevant	4.82%	31
TOTAL		643

Outside of the clinical environment, I can maintain social distancing among colleagues...

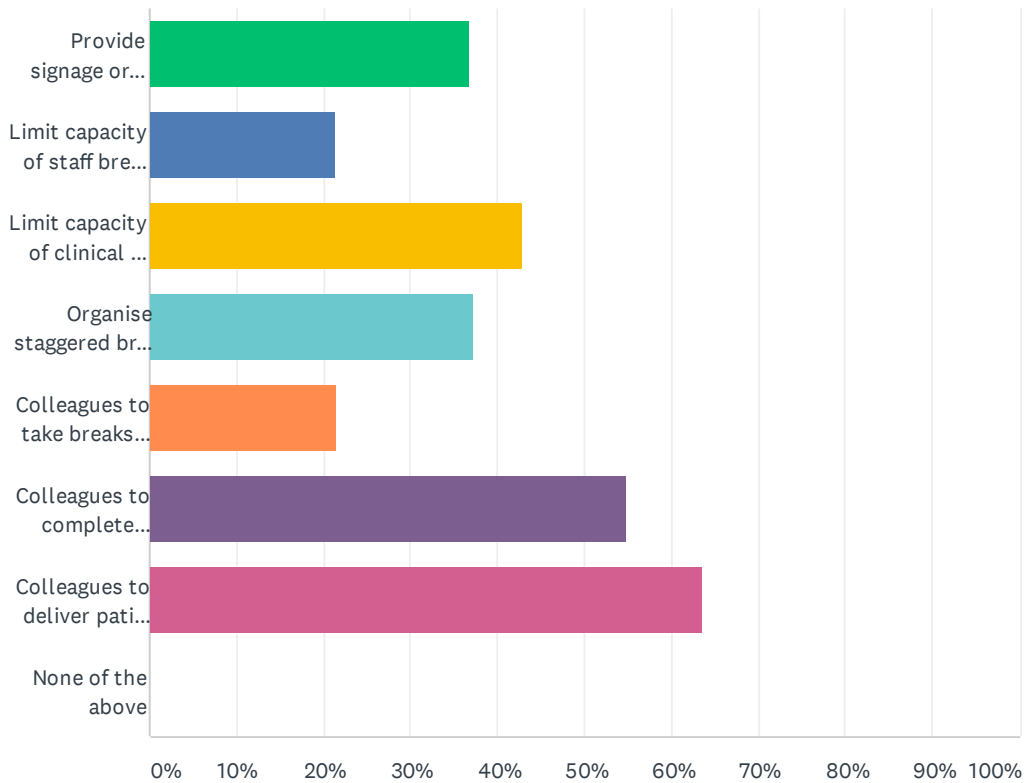
Answered: 6,497



ANSWER CHOICES	RESPONSES	
All the time	12.58%	817
Most of the time	46.16%	2,999
Some of the time	26.17%	1,700
Rarely	13.02%	846
Never	2.08%	135
TOTAL		6,497

Which of the following actions would you like your place of work to do or do more of, to maintain social distancing/reduce contact among colleagues? (please choose up to 4 actions you think would be most relevant to your place of work)

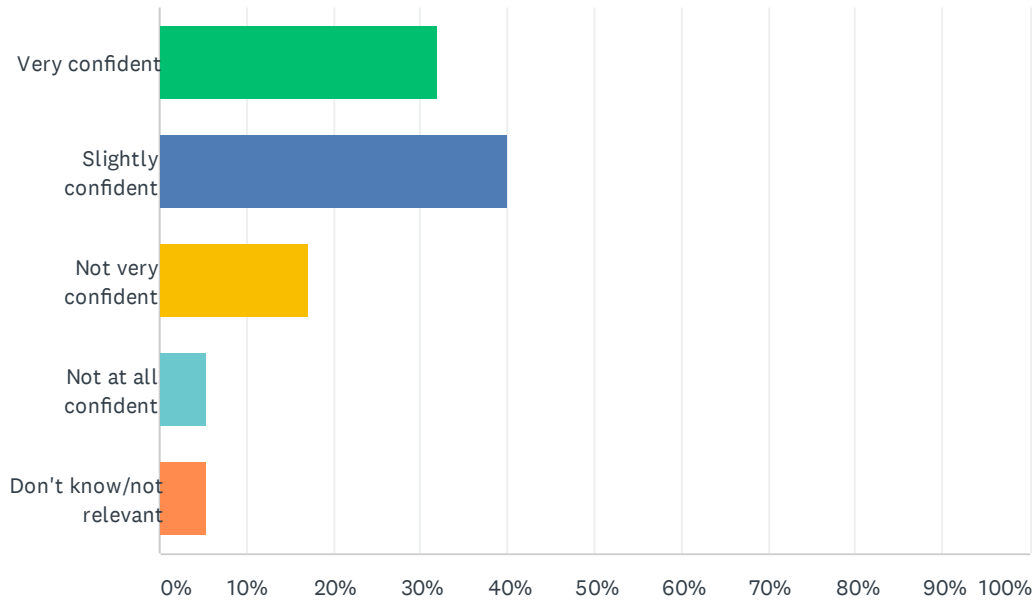
Answered: 6,531



ANSWER CHOICES	RESPONSES	
Provide signage or guidance on social distancing in work and rest areas	36.76%	2,401
Limit capacity of staff break or rest areas	21.30%	1,391
Limit capacity of clinical or other work areas	42.86%	2,799
Organise staggered break times to reduce staff crowding	37.25%	2,433
Colleagues to take breaks outside/off the premises	21.65%	1,414
Colleagues to complete non-patient facing work at home	54.75%	3,576
Colleagues to deliver patient care through remote working where clinically appropriate	63.54%	4,150
None of the above	0.00%	0
Total Respondents: 6,531		

Thinking about your place of work in your country, how confident would you be that there are adequate supplies of facemasks or face coverings in your workplace for patients that needed them?

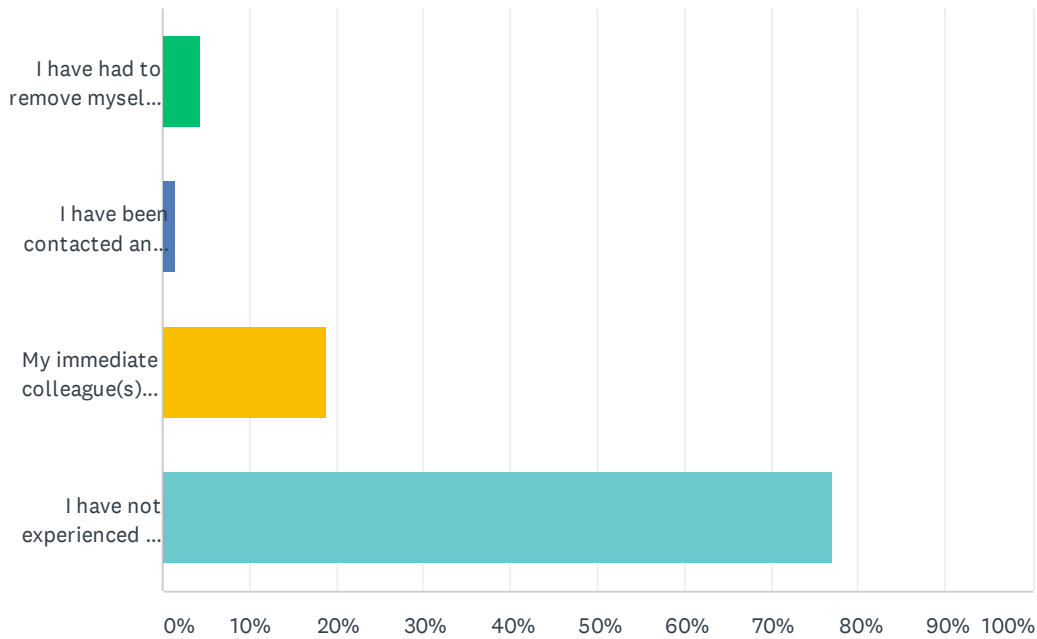
Answered: 3,935



ANSWER CHOICES	RESPONSES	
Very confident	31.94%	1,257
Slightly confident	39.90%	1,570
Not very confident	17.18%	676
Not at all confident	5.54%	218
Don't know/not relevant	5.44%	214
TOTAL		3,935

Have you experienced any of the following impacts of your country's programme to test, trace and isolate?

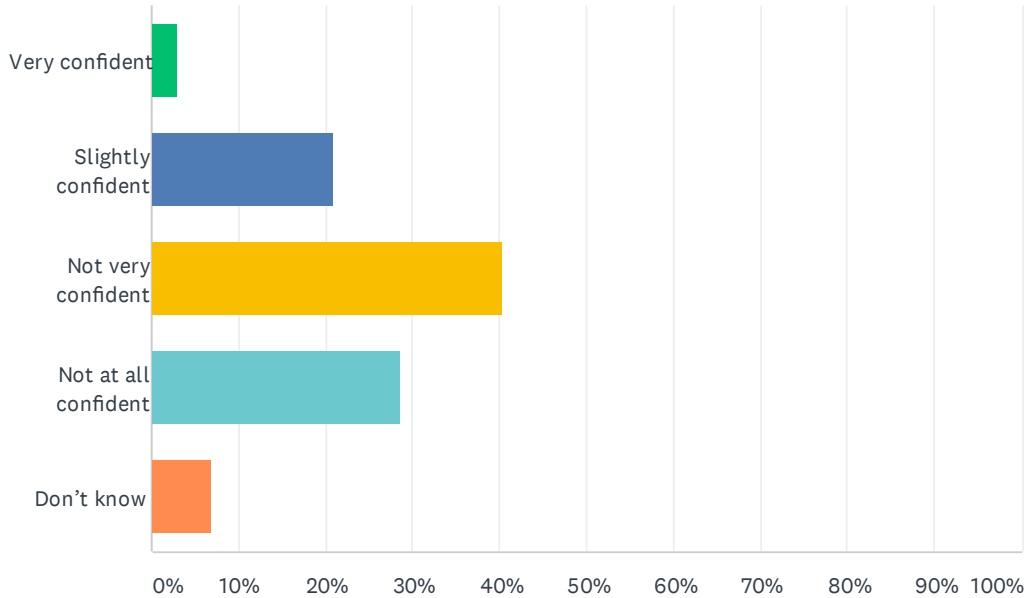
Answered: 6,459



ANSWER CHOICES	RESPONSES
I have had to remove myself from work and supply contacts as a result of my own symptoms/testing	4.32% 279
I have been contacted and as a result had to remove myself from work because I was a contact of someone else with symptoms/positive test	1.42% 92
My immediate colleague(s) (but not myself) have had to remove themselves from work	18.73% 1,210
I have not experienced or observed any direct impact	77.04% 4,976
Total Respondents: 6,459	

How confident are you that your country's programme to test, trace and isolate will be an effective instrument in containing the spread of coronavirus?

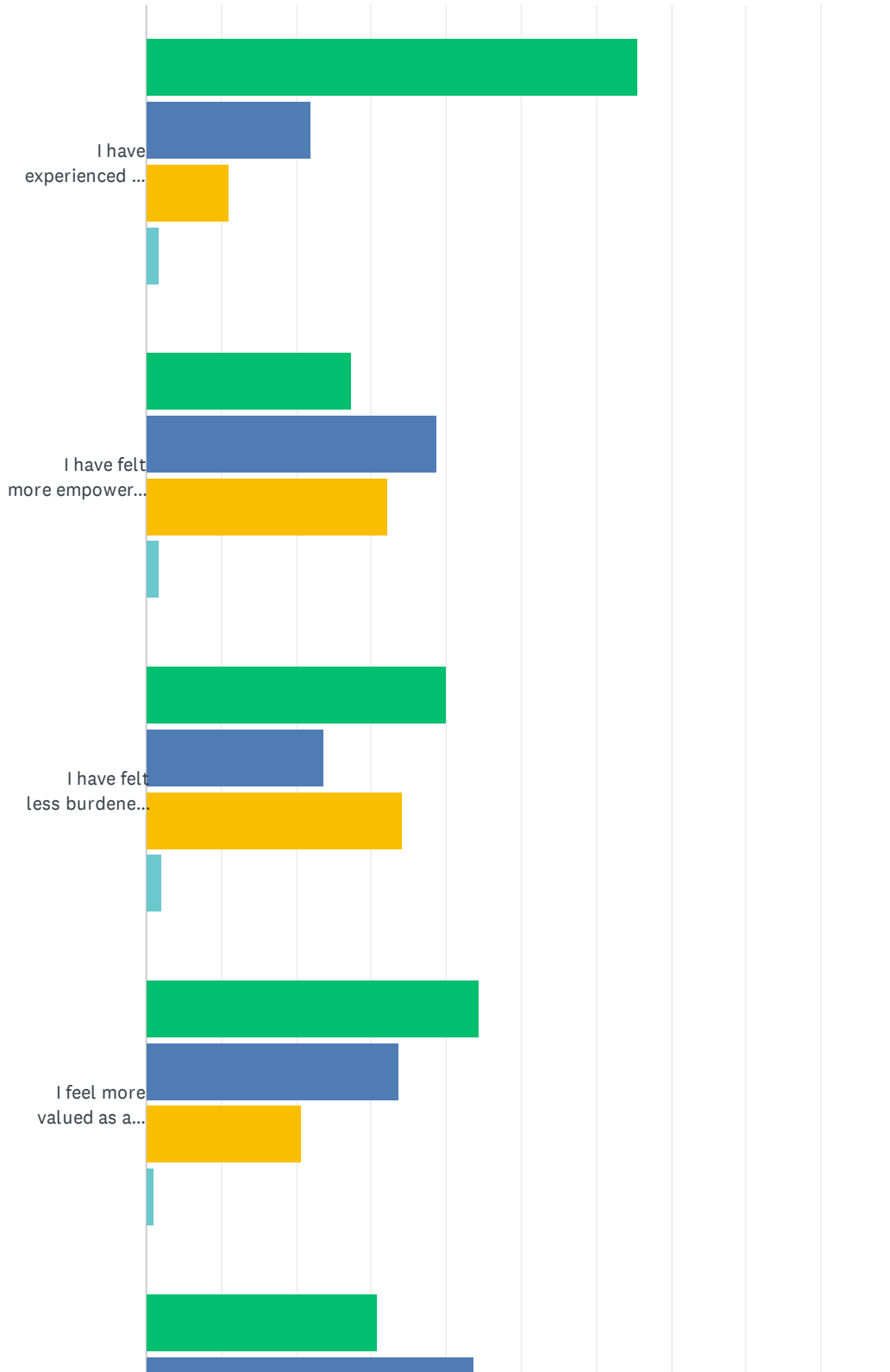
Answered: 6,601

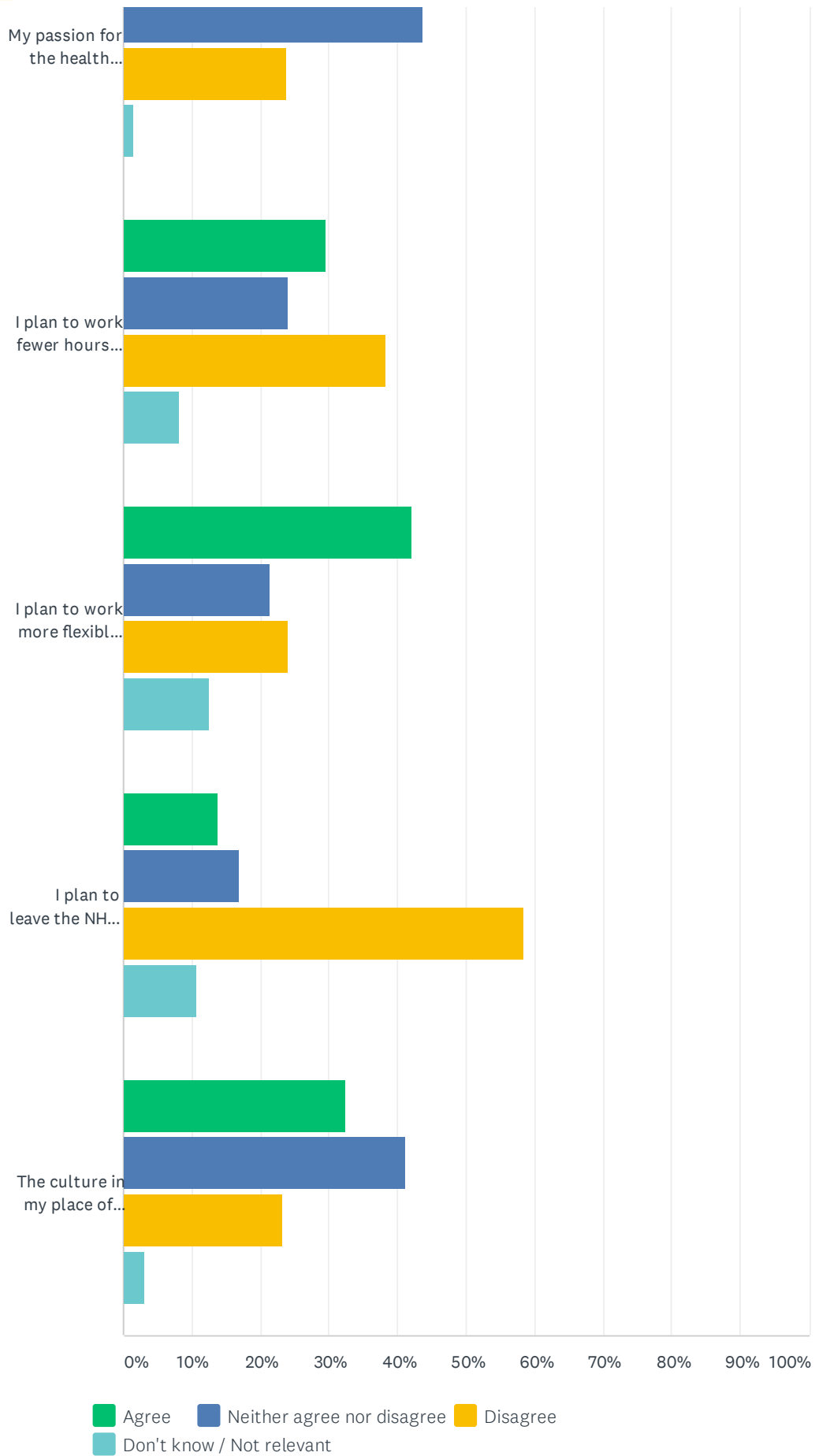


ANSWER CHOICES	RESPONSES	
Very confident	2.94%	194
Slightly confident	20.98%	1,385
Not very confident	40.34%	2,663
Not at all confident	28.75%	1,898
Don't know	6.98%	461
TOTAL		6,601

Please indicate how strongly you agree or disagree with each of the following statements about your experience of working during the Covid pandemic.

Answered: 6,414





	AGREE	NEITHER AGREE NOR DISAGREE	DISAGREE	DON'T KNOW / NOT RELEVANT	TOTAL
I have experienced a greater sense of team-working	65.49% 4,198	21.89% 1,403	11.00% 705	1.62% 104	6,410
I have felt more empowered as a professional	27.42% 1,756	38.65% 2,475	32.29% 2,068	1.64% 105	6,404
I have felt less burdened by bureaucracy	40.00% 2,561	23.65% 1,514	34.17% 2,188	2.19% 140	6,403
I feel more valued as a doctor	44.43% 2,847	33.68% 2,158	20.76% 1,330	1.14% 73	6,408
My passion for the health service has increased	30.84% 1,975	43.80% 2,805	23.88% 1,529	1.48% 95	6,404
I plan to work fewer hours once normal services are resumed	29.40% 1,881	24.12% 1,543	38.25% 2,447	8.22% 526	6,397
I plan to work more flexibly / from home more	42.09% 2,694	21.34% 1,366	24.09% 1,542	12.47% 798	6,400
I plan to leave the NHS / retire early / work elsewhere once normal services are resumed	13.89% 890	17.05% 1,092	58.46% 3,745	10.60% 679	6,406
The culture in my place of work, how staff are treated and how they treat each other, has improved	32.38% 2,075	41.13% 2,636	23.30% 1,493	3.20% 205	6,409