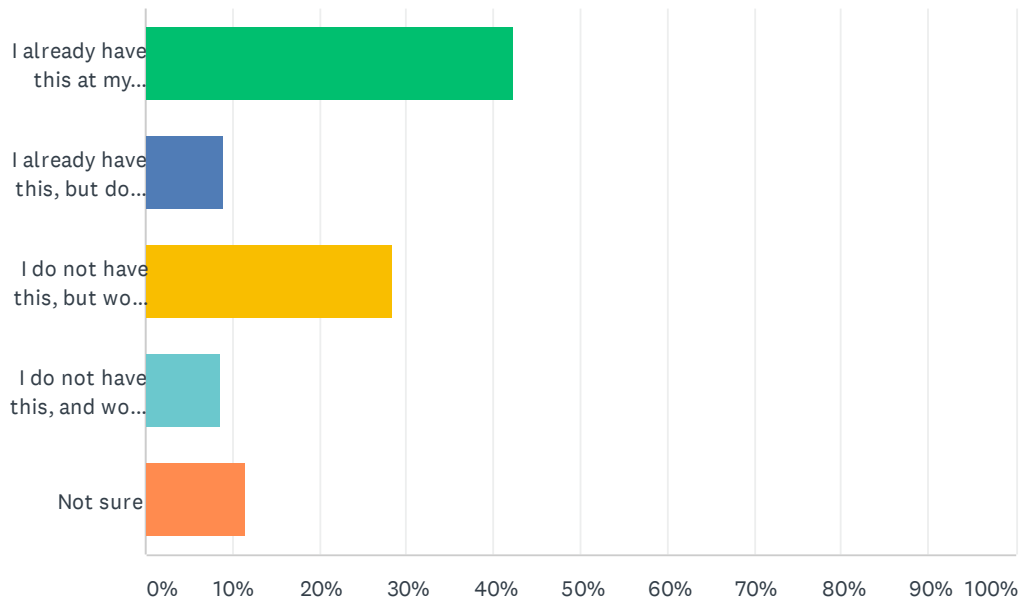


## Would you find it beneficial to have a place at work where you could safely relax with your colleagues?

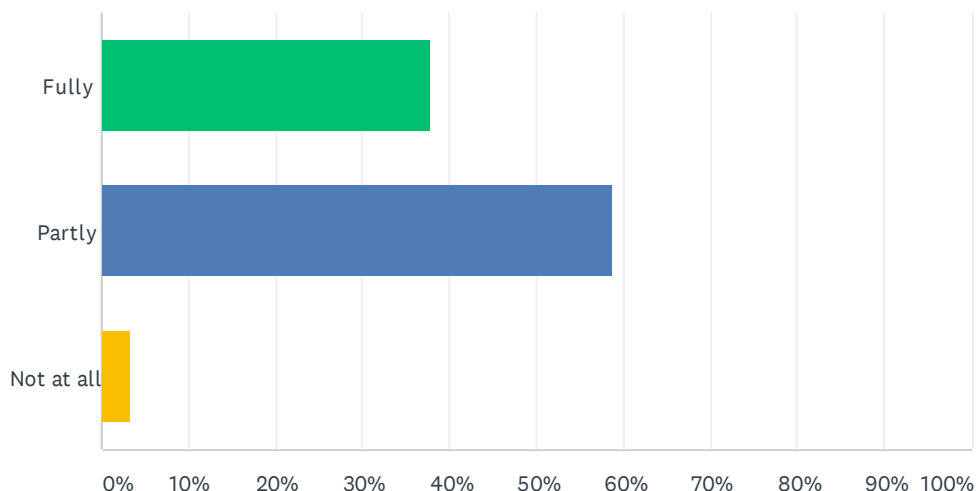
Answered: 1,689



ANSWER CHOICES	RESPONSES	
I already have this at my place of work, and find it beneficial	42.33%	715
I already have this, but do not find it beneficial	9.06%	153
I do not have this, but would find it beneficial	28.54%	482
I do not have this, and would not find it beneficial	8.64%	146
Not sure	11.43%	193
<b>TOTAL</b>		<b>1,689</b>

## Taking everything into account, to what extent do you feel safely protected from coronavirus infection in your place of work?

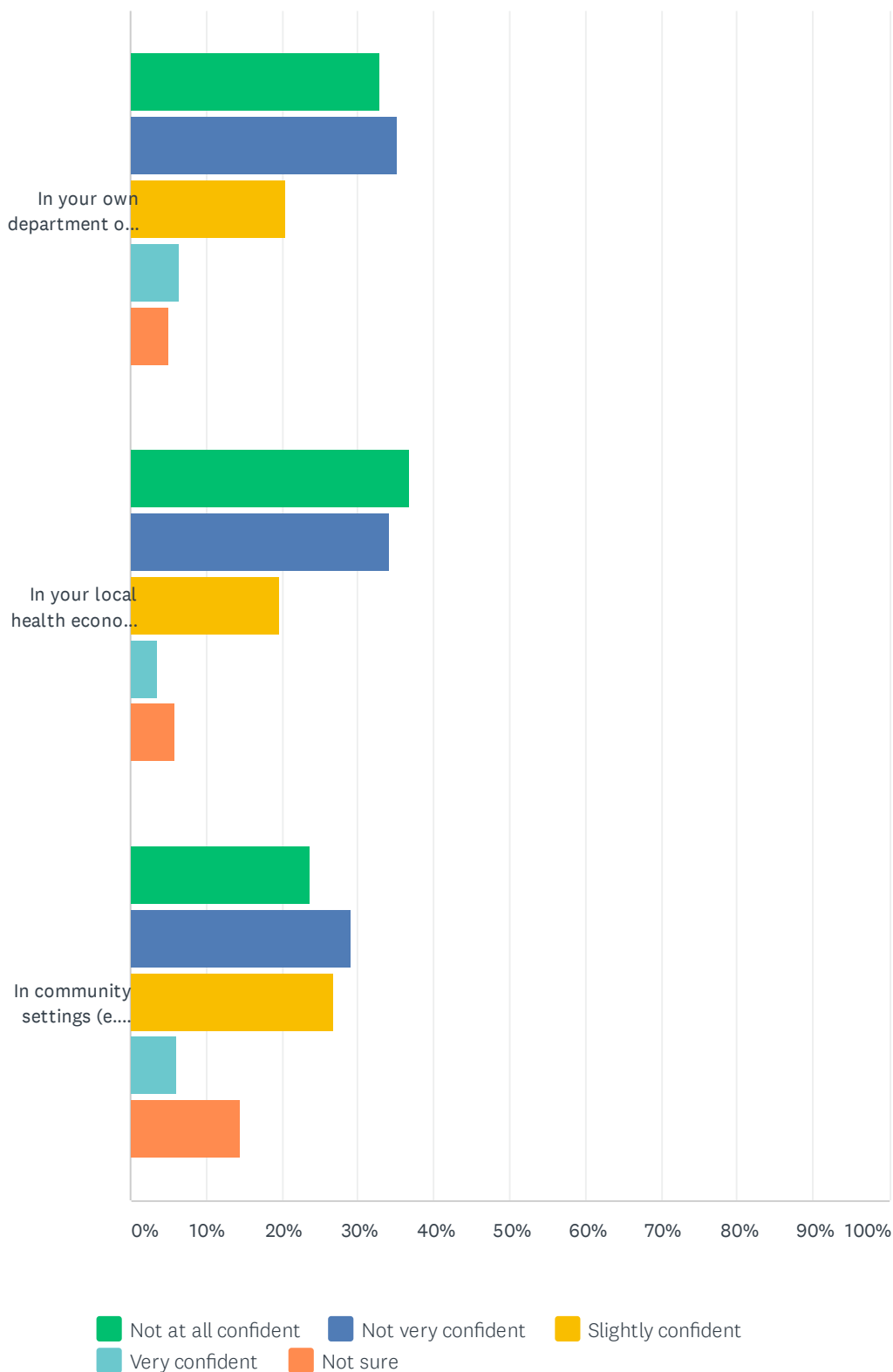
Answered: 1,619



ANSWER CHOICES	RESPONSES
Fully	37.92% 614
Partly	58.74% 951
Not at all	3.34% 54
TOTAL	1,619

# How confident are you about your ability to manage patient demand as normal NHS services are resumed?

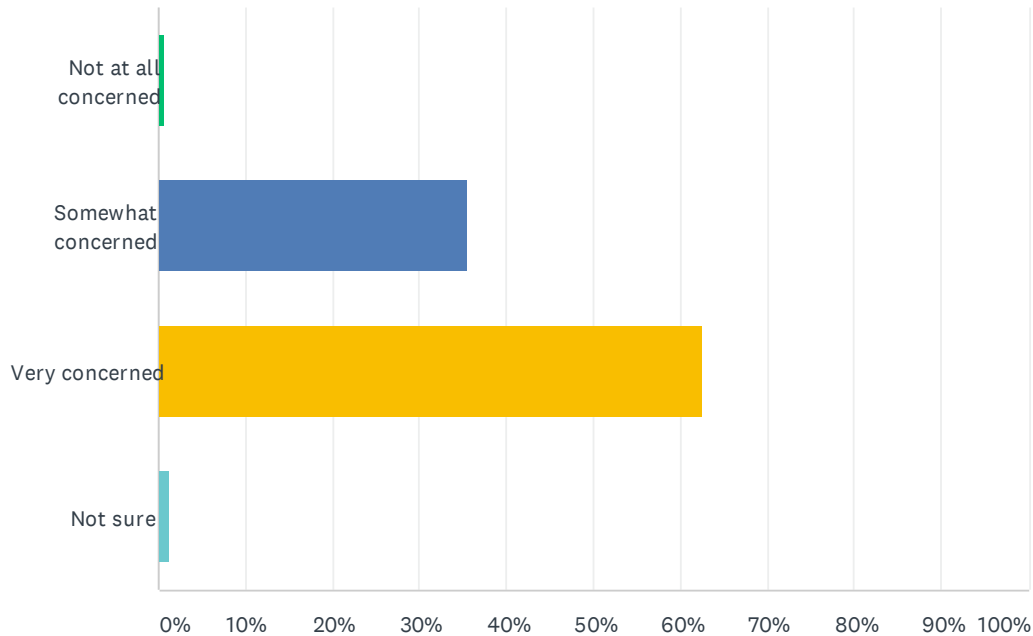
Answered: 1,553



	NOT AT ALL CONFIDENT	NOT VERY CONFIDENT	SLIGHTLY CONFIDENT	VERY CONFIDENT	NOT SURE	TOTAL
In your own department or practice	32.77% 508	35.16% 545	20.58% 319	6.39% 99	5.10% 79	1,550
In your local health economy (e.g.accessing diagnostics)	36.78% 569	34.07% 527	19.72% 305	3.56% 55	5.88% 91	1,547
In community settings (e.g. care homes)	23.58% 364	29.15% 450	26.75% 413	6.09% 94	14.44% 223	1,544

## How concerned, if at all, are you around the likely health outcomes of patients who have had to wait longer than before the pandemic to be seen or treated?

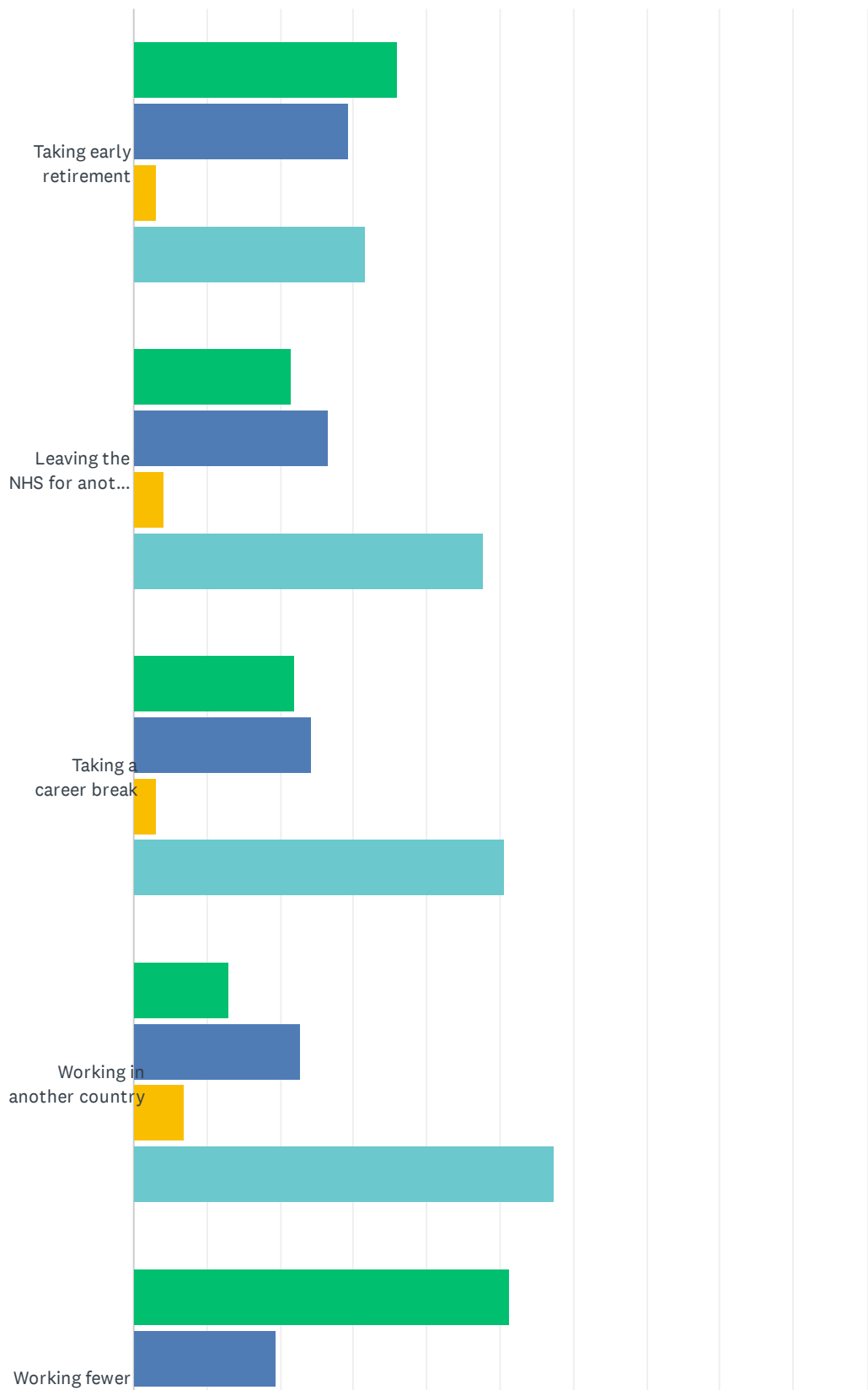
Answered: 1,558

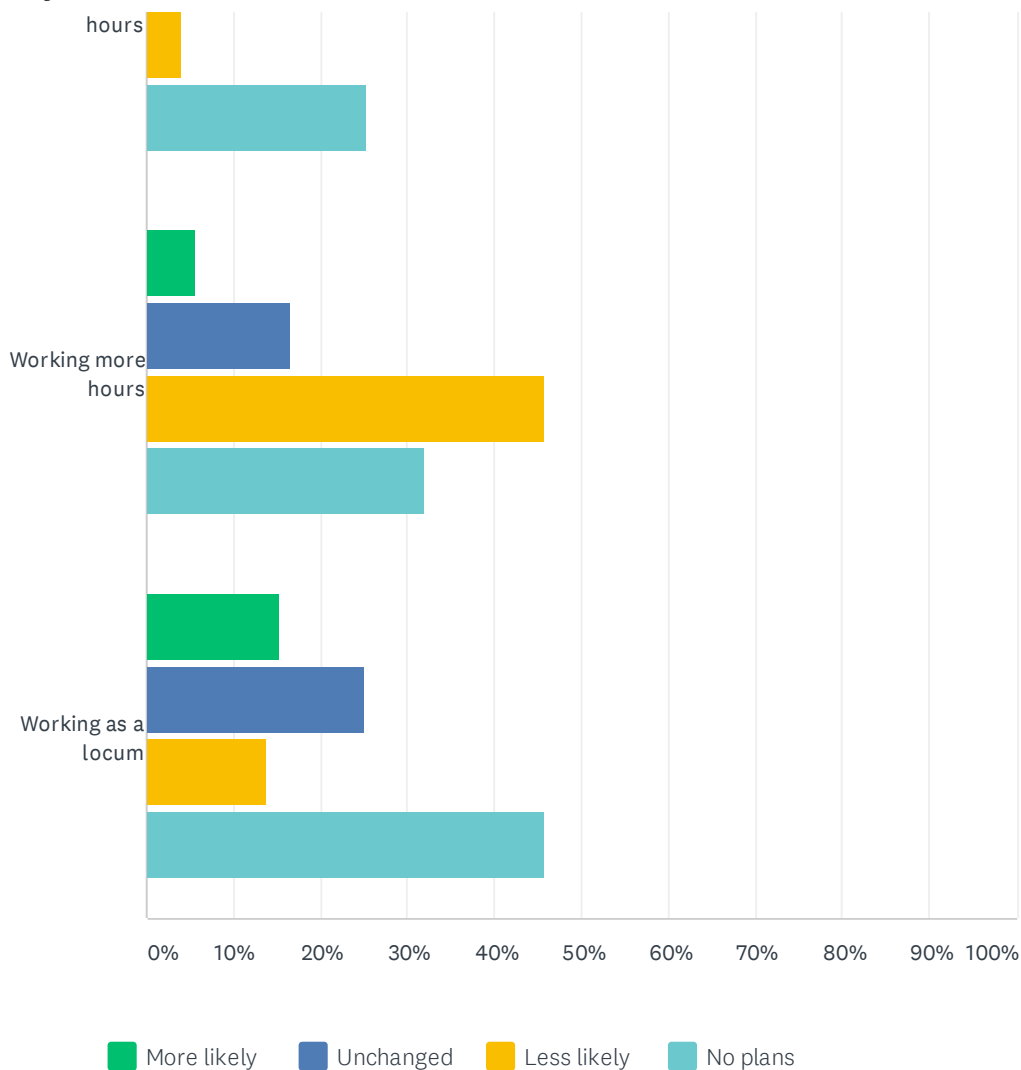


ANSWER CHOICES	RESPONSES
Not at all concerned	0.64% 10
Somewhat concerned	35.62% 555
Very concerned	62.45% 973
Not sure	1.28% 20
TOTAL	1,558

# How, if at all, have you changed your career plans for the next year in the following areas?

Answered: 1,465

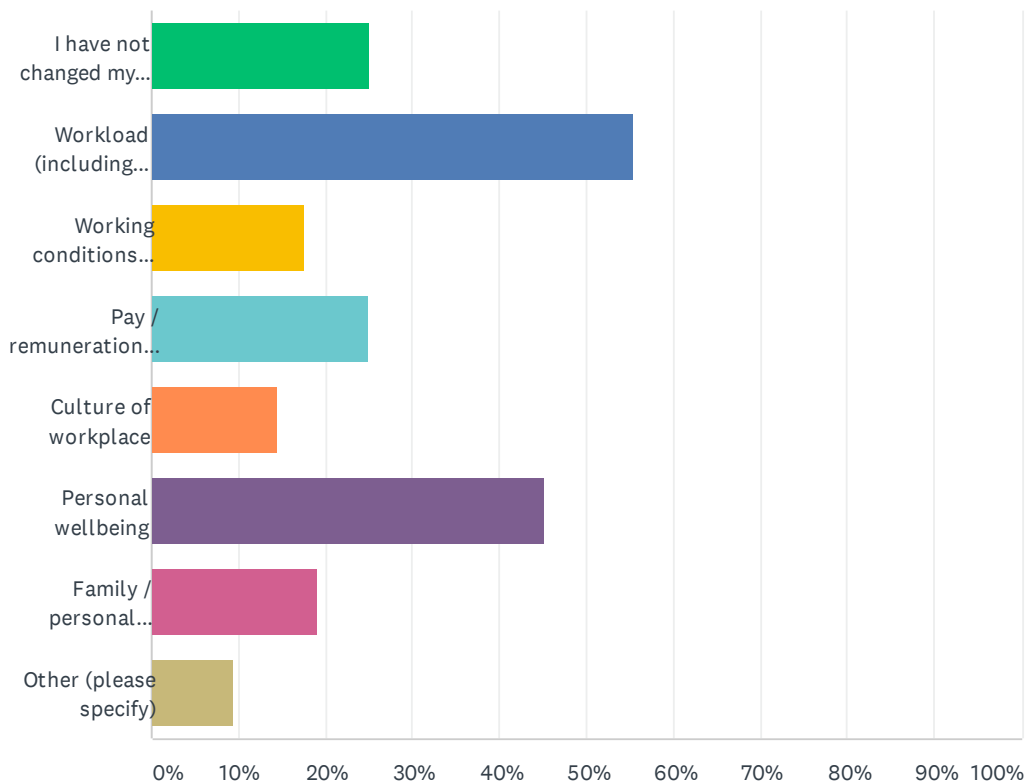




	MORE LIKELY	UNCHANGED	LESS LIKELY	NO PLANS	TOTAL
Taking early retirement	35.96% 524	29.38% 428	3.09% 45	31.57% 460	1,457
Leaving the NHS for another career	21.54% 313	26.63% 387	4.13% 60	47.69% 693	1,453
Taking a career break	21.87% 318	24.35% 354	3.23% 47	50.55% 735	1,454
Working in another country	12.97% 189	22.79% 332	6.93% 101	57.31% 835	1,457
Working fewer hours	51.30% 748	19.41% 283	4.05% 59	25.24% 368	1,458
Working more hours	5.58% 81	16.61% 241	45.90% 666	31.91% 463	1,451
Working as a locum	15.17% 221	25.19% 367	13.73% 200	45.92% 669	1,457

## Which of the following best explain your reasons why you have changed your career plans? Please tick all that apply

Answered: 1,463



ANSWER CHOICES	RESPONSES	
I have not changed my plans / I have no plans	25.09%	367
Workload (including ability to take breaks / leave)	55.37%	810
Working conditions (e.g. protection, safe accessible facilities)	17.50%	256
Pay / remuneration (including pensions)	24.95%	365
Culture of workplace	14.35%	210
Personal wellbeing	45.25%	662
Family / personal circumstances changed	19.07%	279
Other (please specify)	9.50%	139
Total Respondents: 1,463		