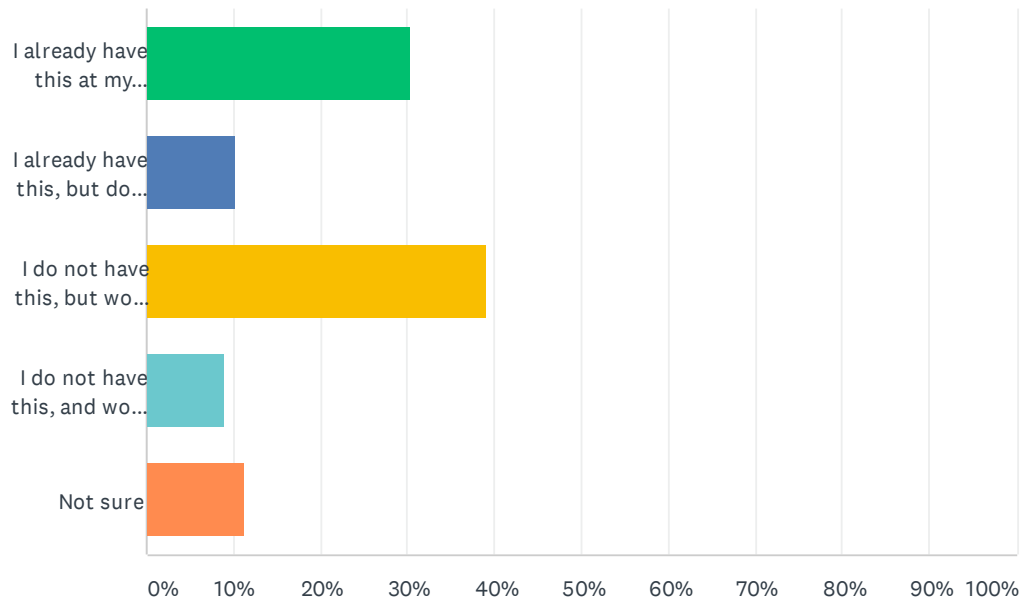


Would you find it beneficial to have a place at work where you could safely relax with your colleagues?

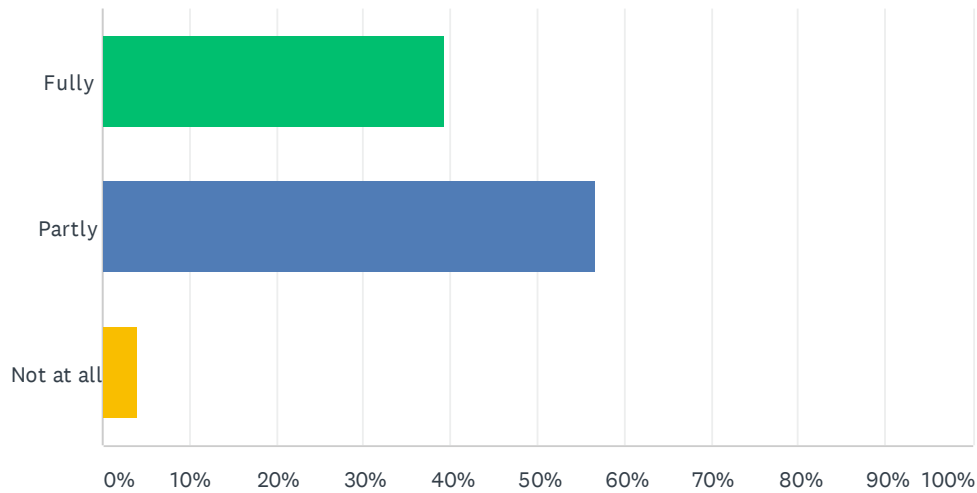
Answered: 5,017



ANSWER CHOICES	RESPONSES	
I already have this at my place of work, and find it beneficial	30.36%	1,523
I already have this, but do not find it beneficial	10.19%	511
I do not have this, but would find it beneficial	39.19%	1,966
I do not have this, and would not find it beneficial	9.03%	453
Not sure	11.24%	564
TOTAL		5,017

Taking everything into account, to what extent do you feel safely protected from coronavirus infection in your place of work?

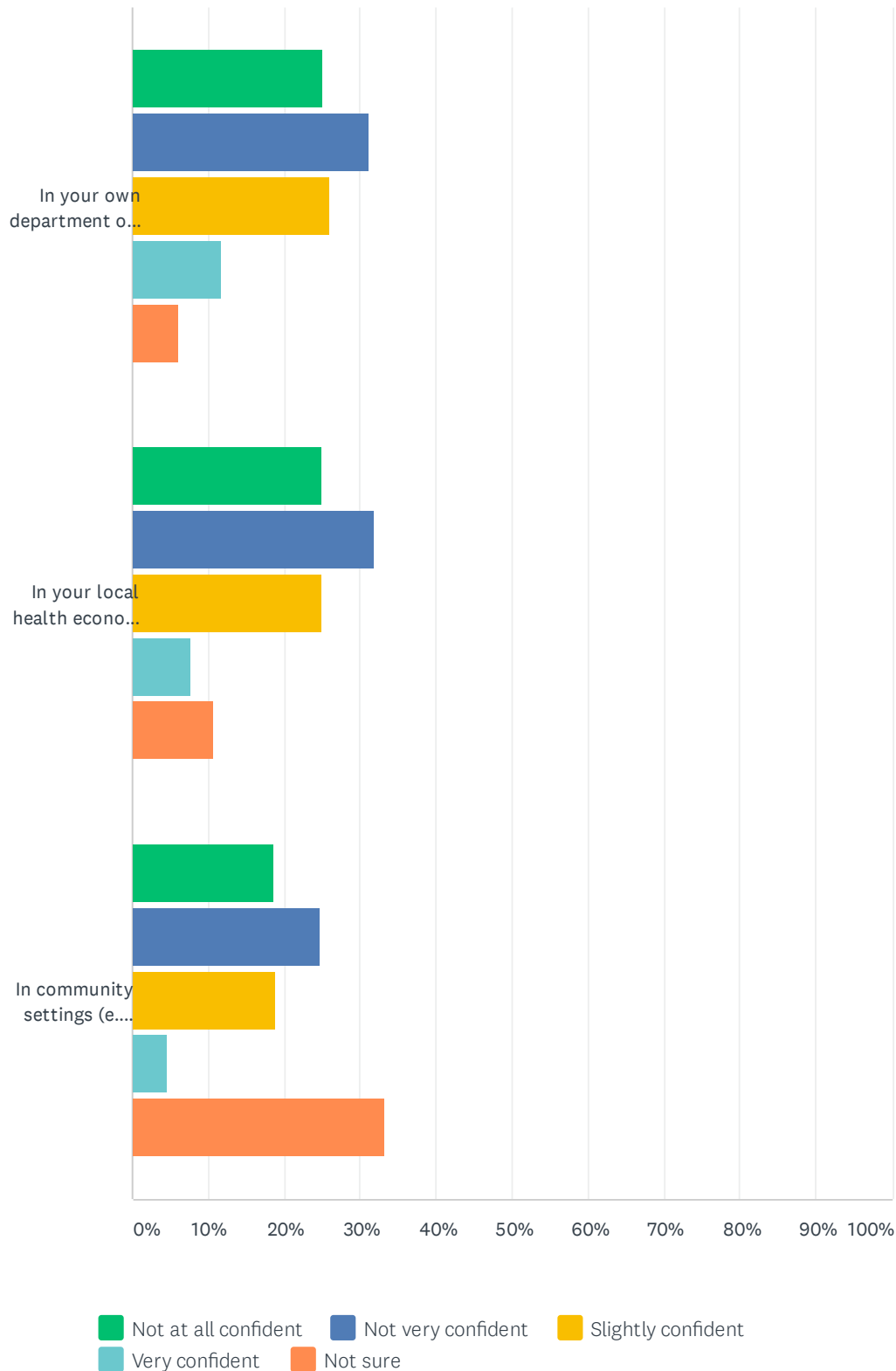
Answered: 4,766



ANSWER CHOICES		RESPONSES	
Fully		39.24%	1,870
Partly		56.71%	2,703
Not at all		4.05%	193
TOTAL	TOTAL		4,766

How confident are you about your ability to manage patient demand as normal NHS services are resumed?

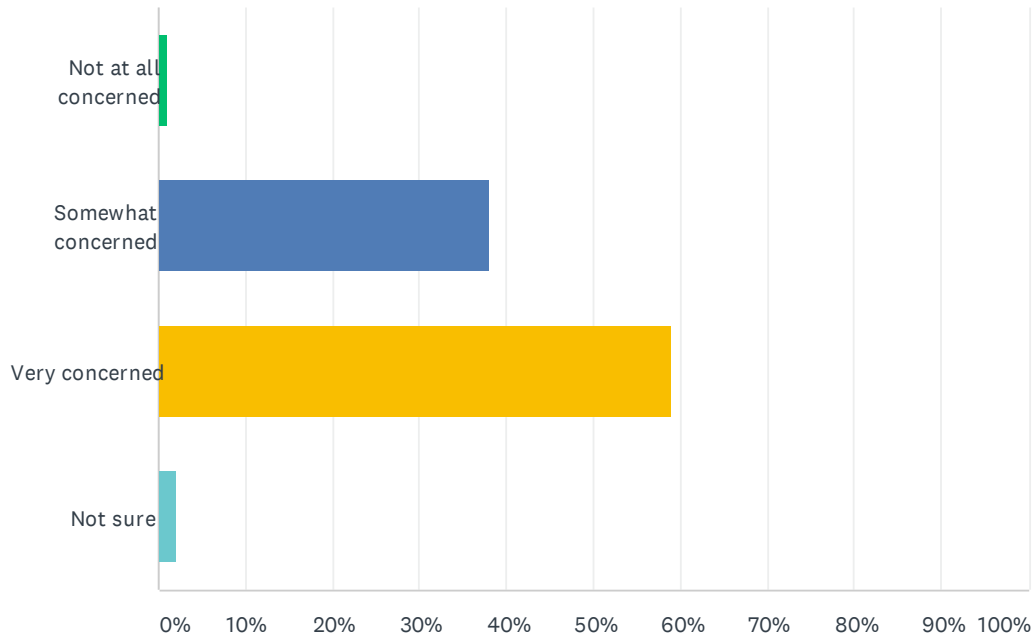
Answered: 4,575



	NOT AT ALL CONFIDENT	NOT VERY CONFIDENT	SLIGHTLY CONFIDENT	VERY CONFIDENT	NOT SURE	TOTAL
In your own department or practice	25.21% 1,151	31.14% 1,422	25.95% 1,185	11.63% 531	6.07% 277	4,566
In your local health economy (e.g.accessing diagnostics)	24.93% 1,136	31.74% 1,446	24.93% 1,136	7.66% 349	10.73% 489	4,556
In community settings (e.g. care homes)	18.57% 842	24.72% 1,121	18.81% 853	4.59% 208	33.30% 1,510	4,534

How concerned, if at all, are you around the likely health outcomes of patients who have had to wait longer than before the pandemic to be seen or treated?

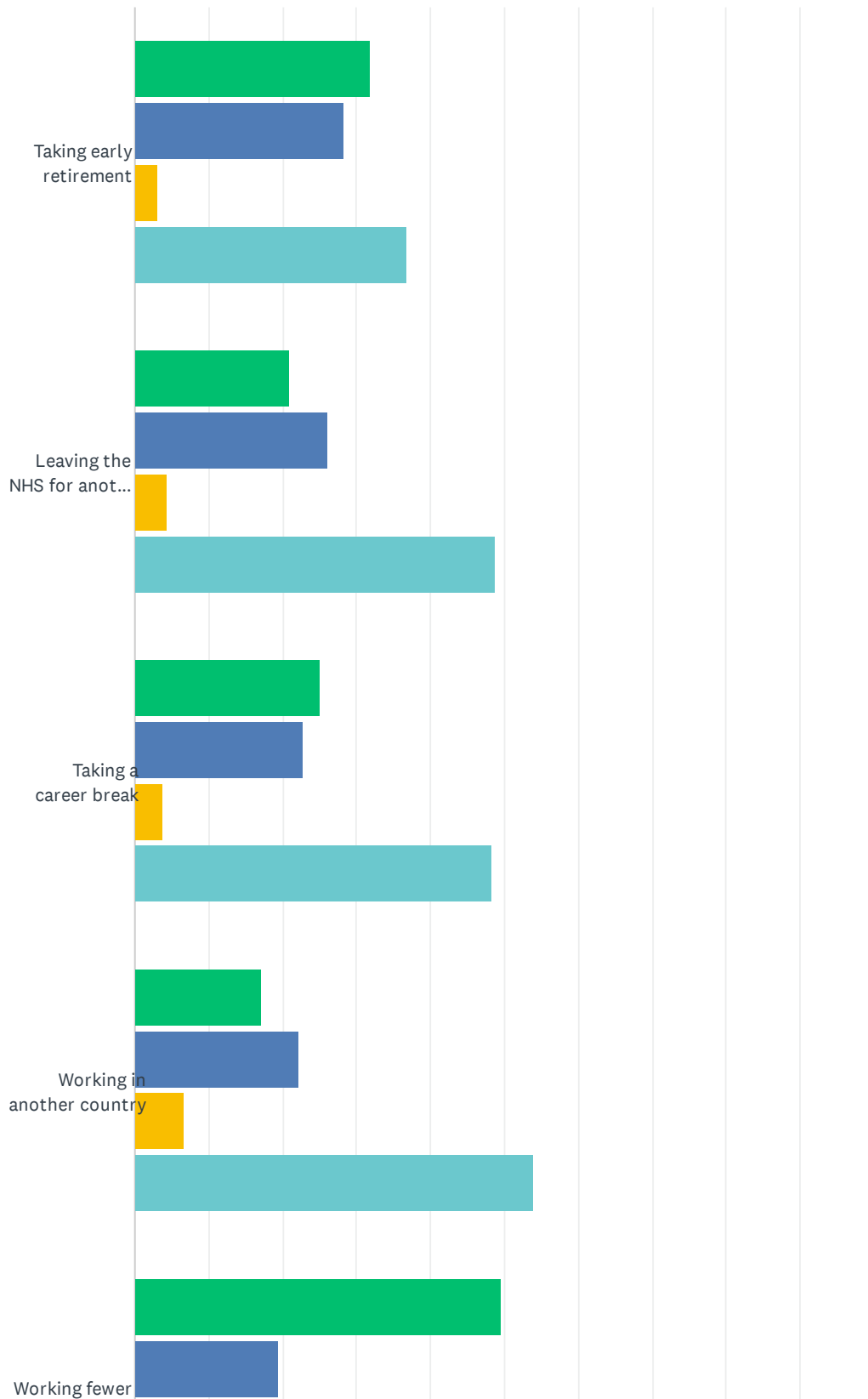
Answered: 4,582

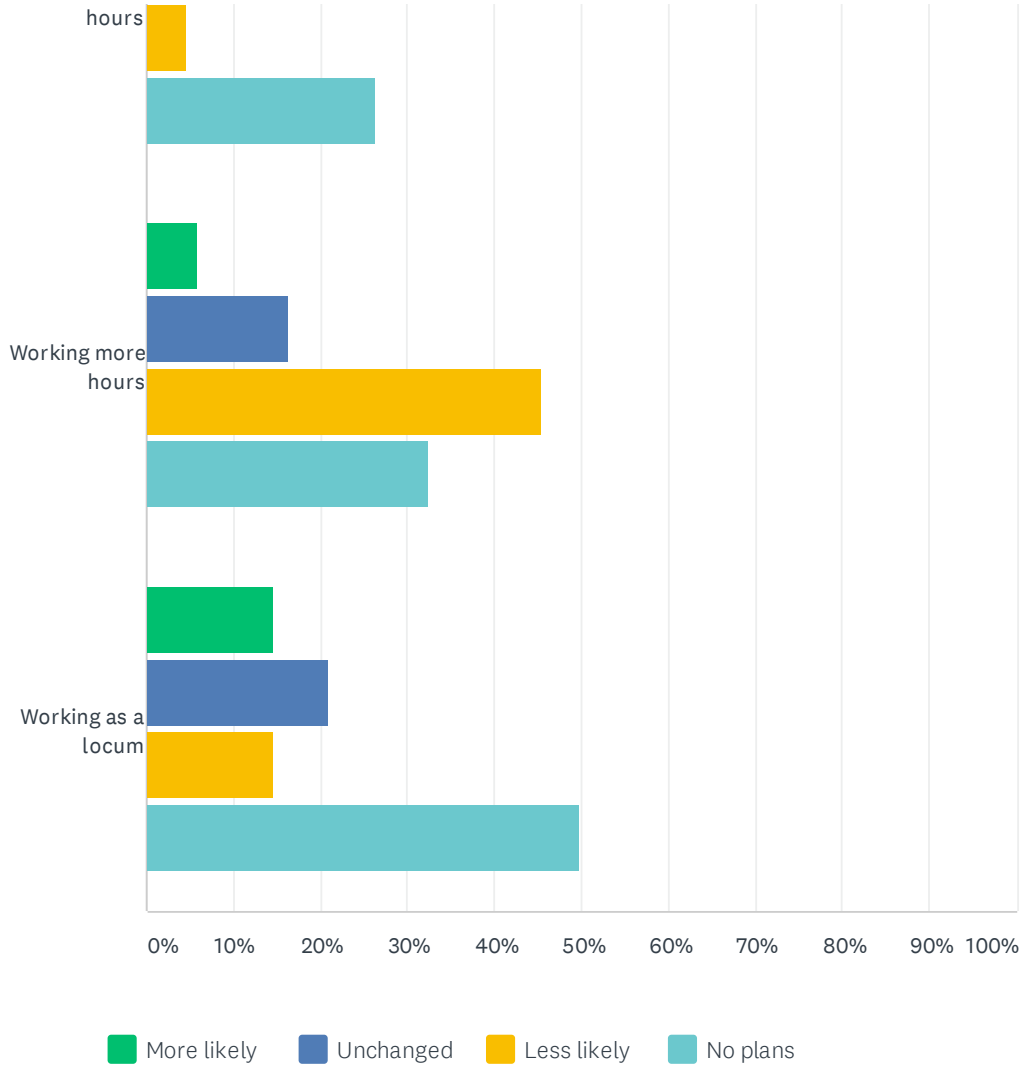


ANSWER CHOICES	RESPONSES
Not at all concerned	1.00% 46
Somewhat concerned	38.00% 1,741
Very concerned	58.90% 2,699
Not sure	2.10% 96
TOTAL	4,582

How, if at all, have you changed your career plans for the next year in the following areas?

Answered: 4,258

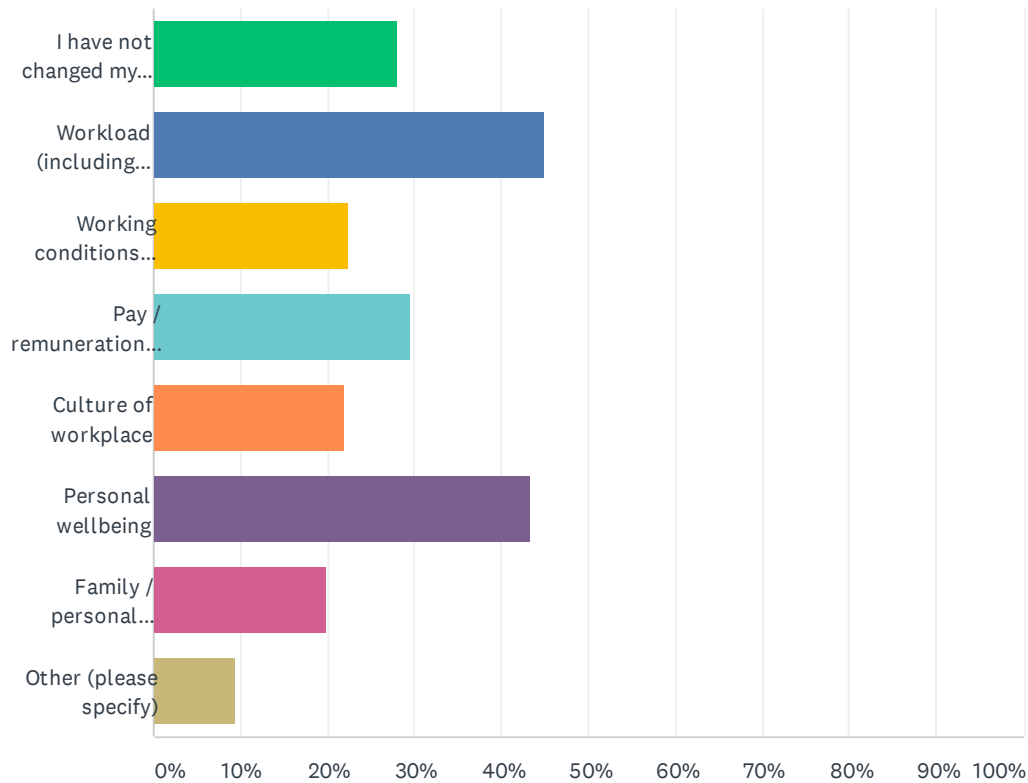




	MORE LIKELY	UNCHANGED	LESS LIKELY	NO PLANS	TOTAL
Taking early retirement	31.89% 1,352	28.23% 1,197	3.14% 133	36.75% 1,558	4,240
Leaving the NHS for another career	20.83% 882	26.22% 1,110	4.30% 182	48.65% 2,060	4,234
Taking a career break	25.15% 1,065	22.74% 963	3.71% 157	48.41% 2,050	4,235
Working in another country	17.17% 728	22.20% 941	6.65% 282	53.97% 2,288	4,239
Working fewer hours	49.50% 2,099	19.55% 829	4.62% 196	26.32% 1,116	4,240
Working more hours	5.87% 248	16.27% 688	45.39% 1,919	32.47% 1,373	4,228
Working as a locum	14.56% 617	21.01% 890	14.70% 623	49.73% 2,107	4,237

Which of the following best explain your reasons why you have changed your career plans? Please tick all that apply

Answered: 4,250



ANSWER CHOICES	RESPONSES	
I have not changed my plans / I have no plans	28.05%	1,192
Workload (including ability to take breaks / leave)	44.94%	1,910
Working conditions (e.g. protection, safe accessible facilities)	22.42%	953
Pay / remuneration (including pensions)	29.48%	1,253
Culture of workplace	21.93%	932
Personal wellbeing	43.25%	1,838
Family / personal circumstances changed	19.79%	841
Other (please specify)	9.34%	397
Total Respondents: 4,250		