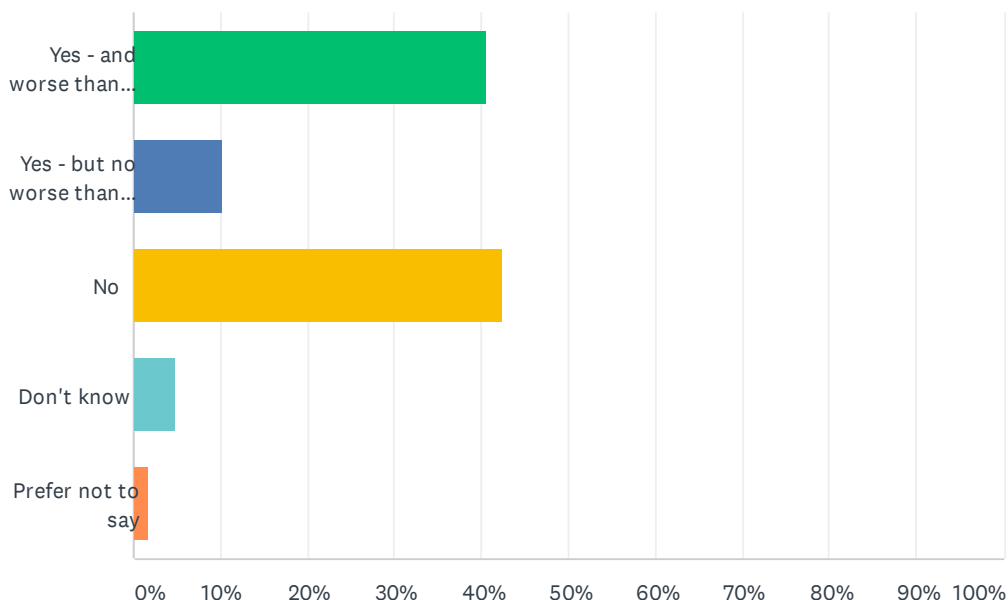


During this pandemic, do you consider that you are currently suffering from any of depression, anxiety, stress, burnout, emotional distress or other mental health condition relating to or made worse by your work or study?

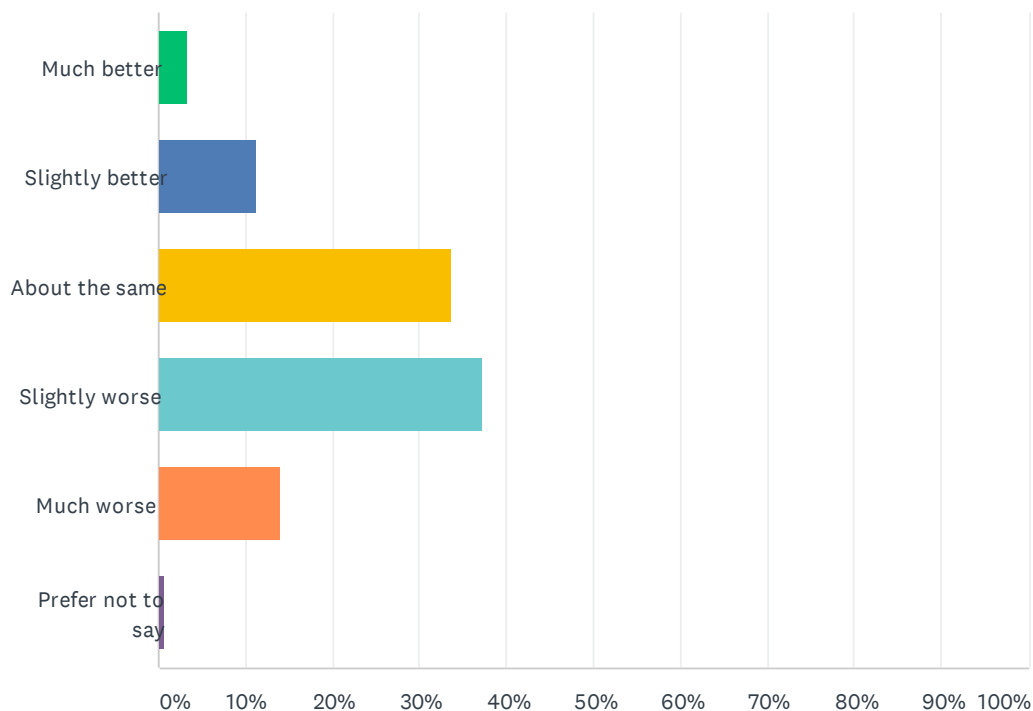
Answered: 7,827



ANSWER CHOICES	RESPONSES	
Yes - and worse than before the start of the pandemic	40.55%	3,174
Yes - but no worse than before the start of the pandemic	10.32%	808
No	42.55%	3,330
Don't know	4.83%	378
Prefer not to say	1.75%	137
TOTAL		7,827

## How does your current level of health and wellbeing compare with that during the first wave (March - May 2020) of the pandemic?

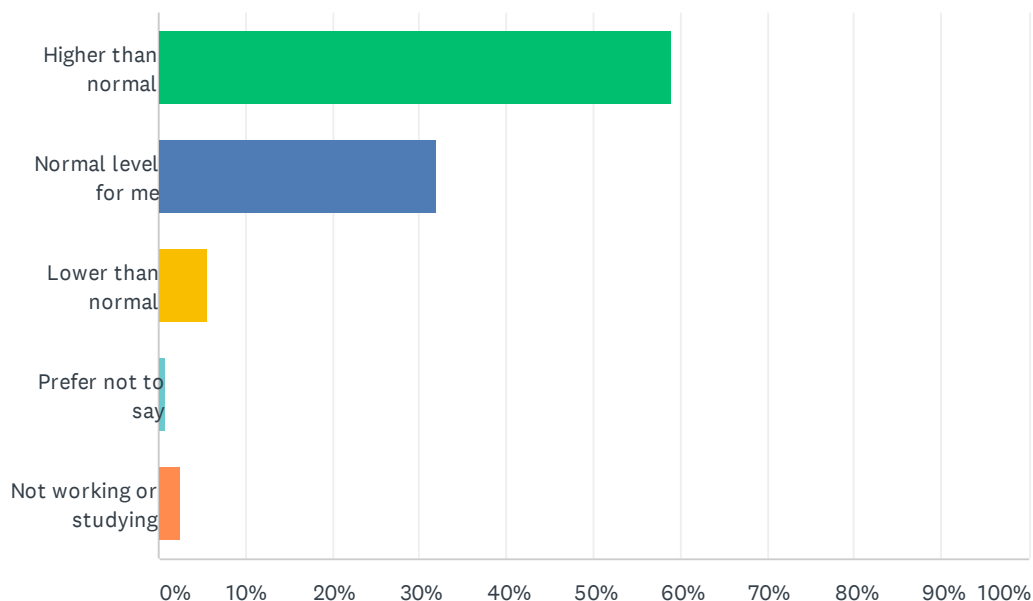
Answered: 7,835



ANSWER CHOICES	RESPONSES	
Much better	3.42%	268
Slightly better	11.19%	877
About the same	33.58%	2,631
Slightly worse	37.17%	2,912
Much worse	14.01%	1,098
Prefer not to say	0.63%	49
TOTAL		7,835

## How would you describe your current level of fatigue or exhaustion from working or studying during this pandemic?

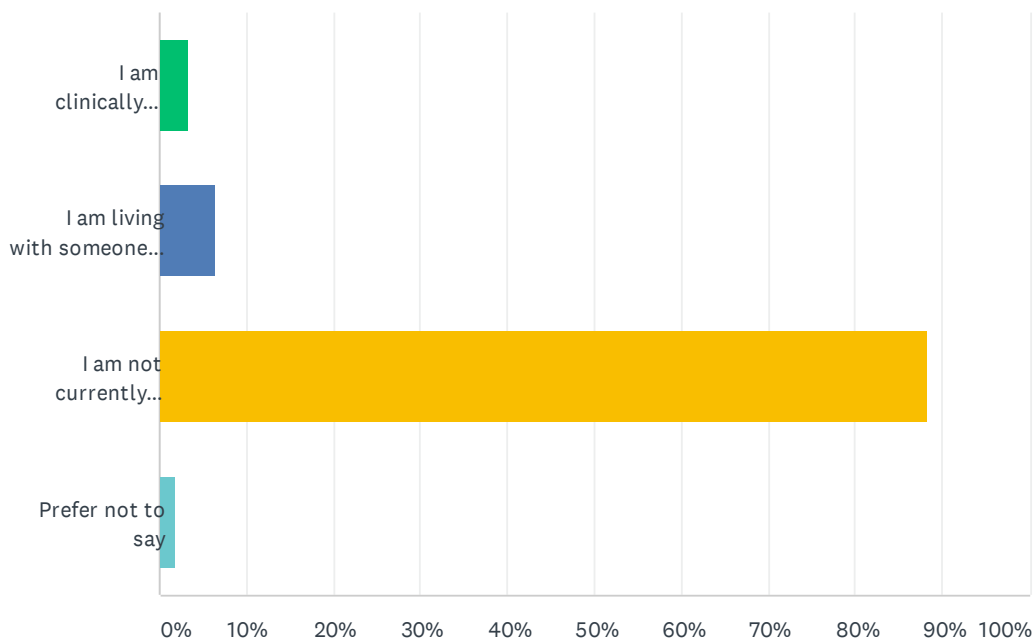
Answered: 7,842



ANSWER CHOICES	RESPONSES	
Higher than normal	58.98%	4,625
Normal level for me	32.01%	2,510
Lower than normal	5.71%	448
Prefer not to say	0.83%	65
Not working or studying	2.47%	194
TOTAL		7,842

## Are you (or someone for whom you have caring responsibilities or live with) clinically extremely vulnerable and currently shielding?

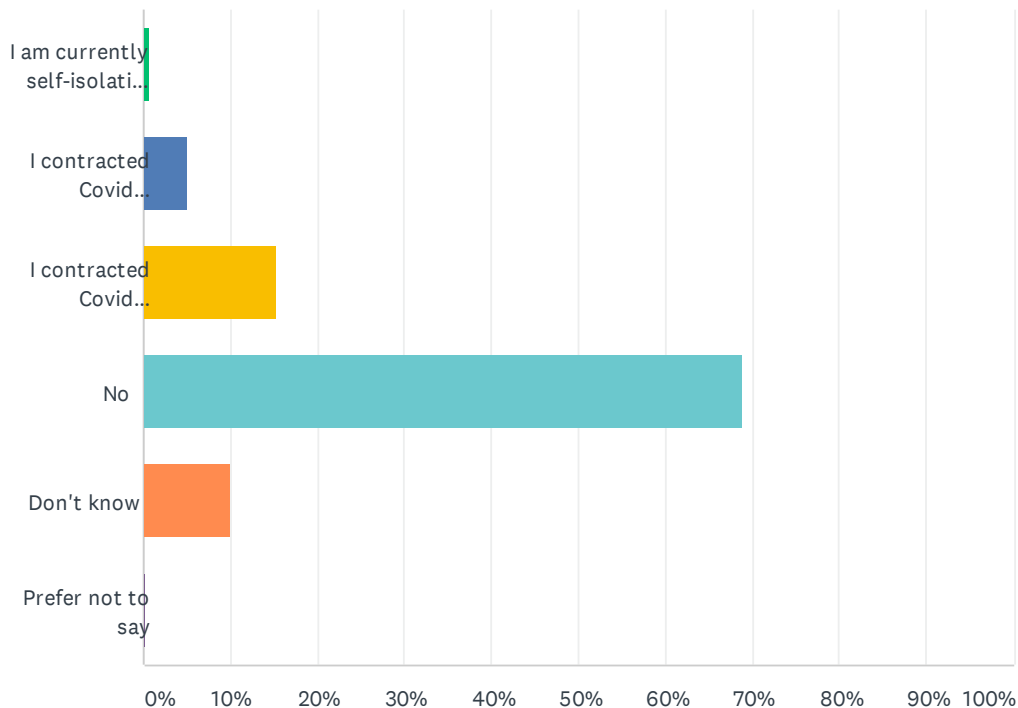
Answered: 7,827



ANSWER CHOICES	RESPONSES	
I am clinically extremely vulnerable and currently shielding	3.27%	256
I am living with someone who is clinically extremely vulnerable	6.52%	510
I am not currently shielding	88.35%	6,915
Prefer not to say	1.87%	146
TOTAL		7,827

## Have you personally contracted Coronavirus?

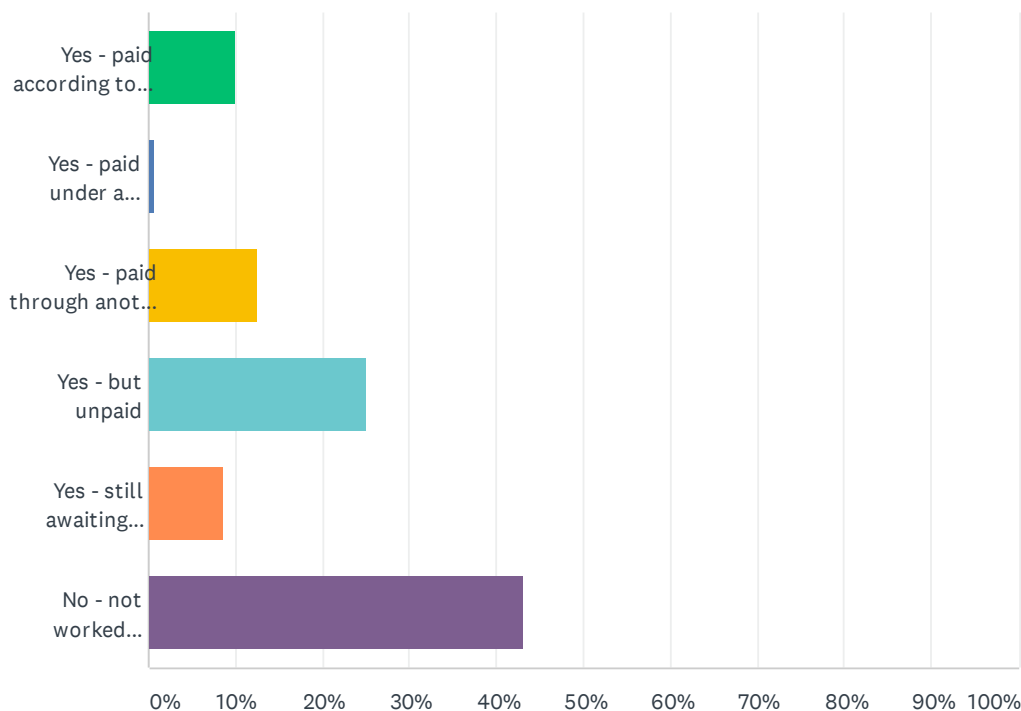
Answered: 7,850



ANSWER CHOICES	RESPONSES	
I am currently self-isolating as a result of contracting Covid	0.70%	55
I contracted Covid previously, and am suffering from continuing symptoms several weeks after the start of my Covid symptoms	4.94%	388
I contracted Covid previously, but I am now fully recovered	15.30%	1,201
No	68.85%	5,405
Don't know	10.08%	791
Prefer not to say	0.13%	10
<b>TOTAL</b>		<b>7,850</b>

## Within the last month, have you undertaken additional hours' work over and above your contractual requirement as part of the response to Covid?

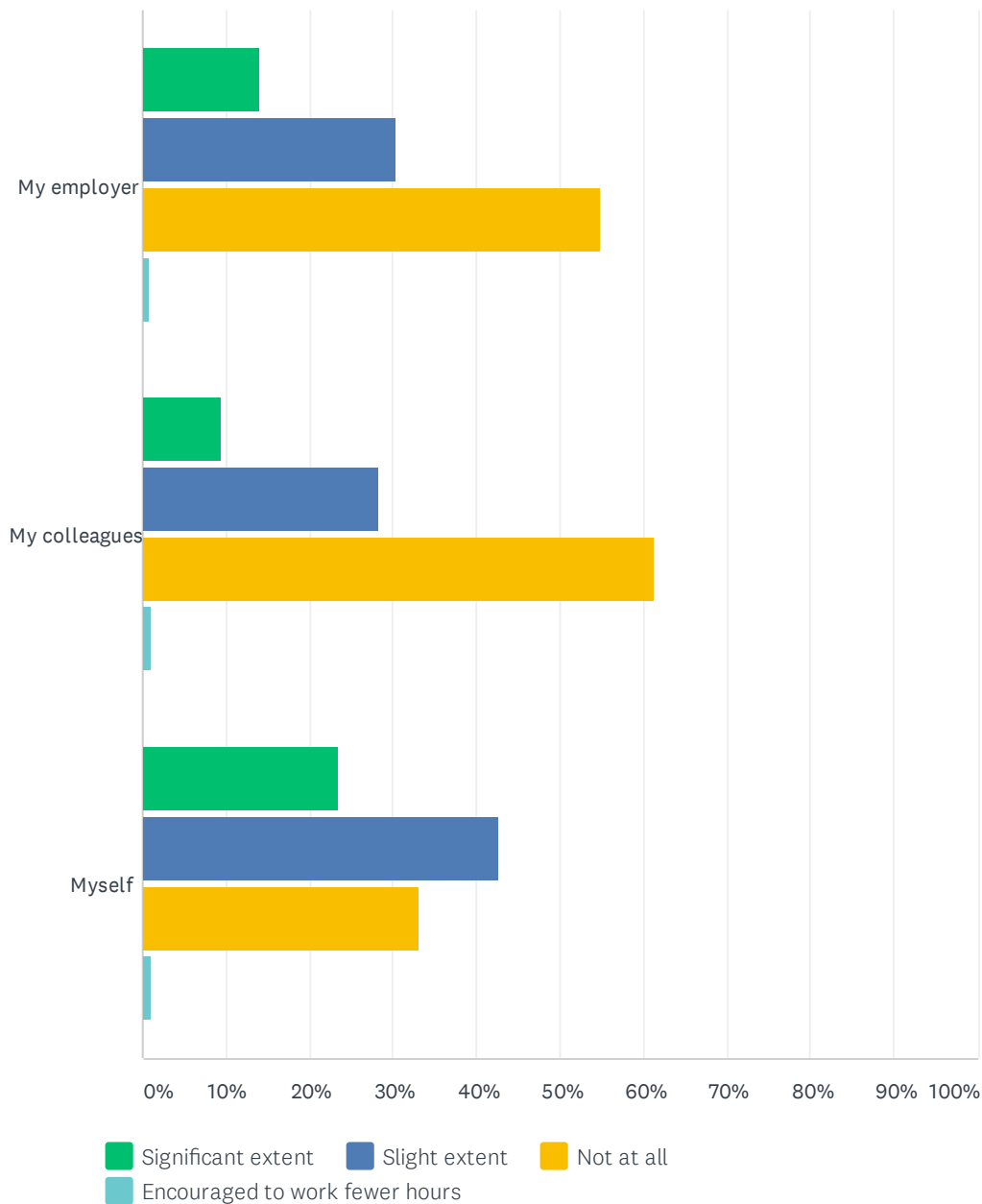
Answered: 7,301



ANSWER CHOICES	RESPONSES	
Yes - paid according to my contract	10.12%	739
Yes - paid under a national agreement (Wales)	0.55%	40
Yes - paid through another contract / local arrangement	12.45%	909
Yes - but unpaid	25.11%	1,833
Yes - still awaiting payment	8.57%	626
No - not worked additional hours	43.20%	3,154
<b>TOTAL</b>		<b>7,301</b>

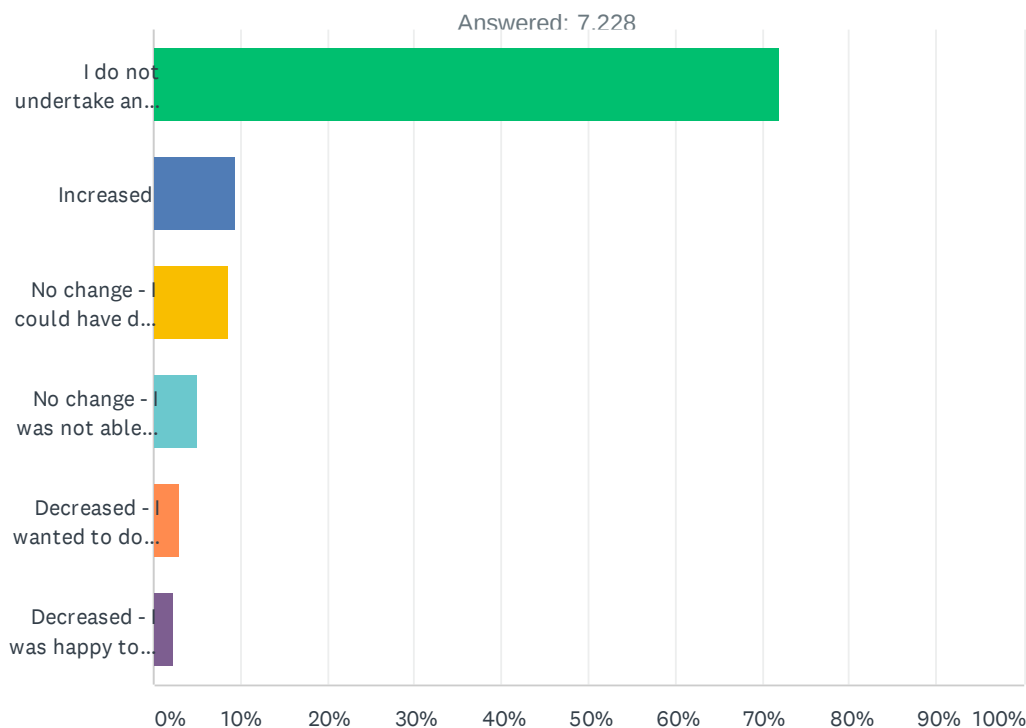
Within the last month, to what extent have you felt pressured by any of the following to work additional hours (regardless of whether you actually did so) ?

Answered: 7,291



	SIGNIFICANT EXTENT	SLIGHT EXTENT	NOT AT ALL	ENCOURAGED TO WORK FEWER HOURS	TOTAL
My employer	14.05% 999	30.24% 2,150	54.78% 3,894	0.93% 66	7,109
My colleagues	9.36% 670	28.23% 2,021	61.28% 4,387	1.13% 81	7,159
Myself	23.35% 1,689	42.60% 3,082	33.00% 2,387	1.05% 76	7,234

## If you personally do any work as a locum, how has the amount of locum work that you have undertaken changed during the last month?

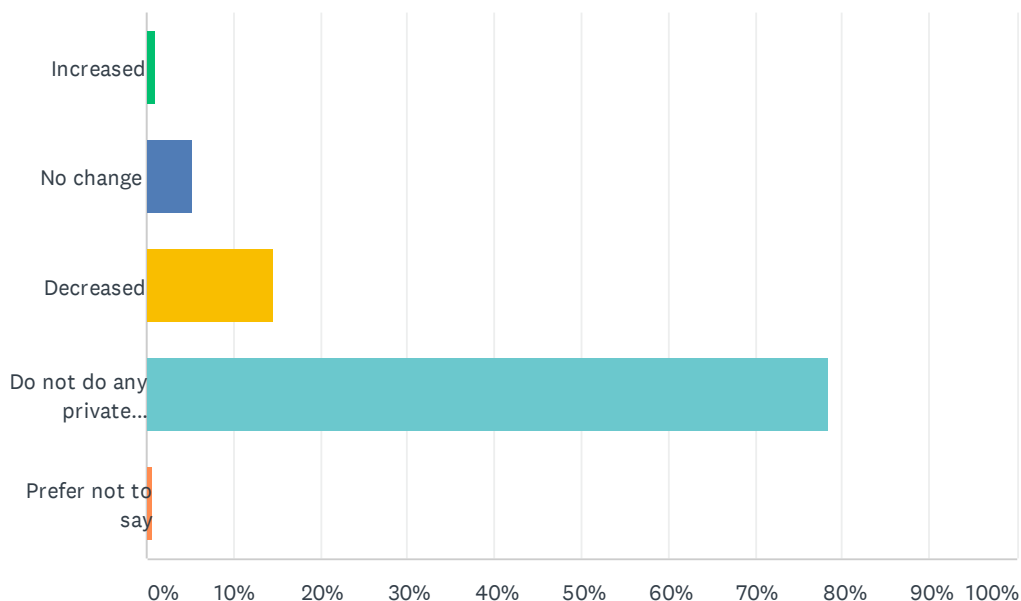


ANSWER CHOICES	RESPONSES	
I do not undertake any locum work	72.03%	5,206
Increased	9.32%	674
No change - I could have done more if I wished	8.49%	614
No change - I was not able to do more	4.97%	359
Decreased - I wanted to do the same or more	2.95%	213
Decreased - I was happy to do less	2.24%	162
<b>TOTAL</b>		<b>7,228</b>



## If you do any work in private practice, how has your income overall changed as a result of the pandemic?

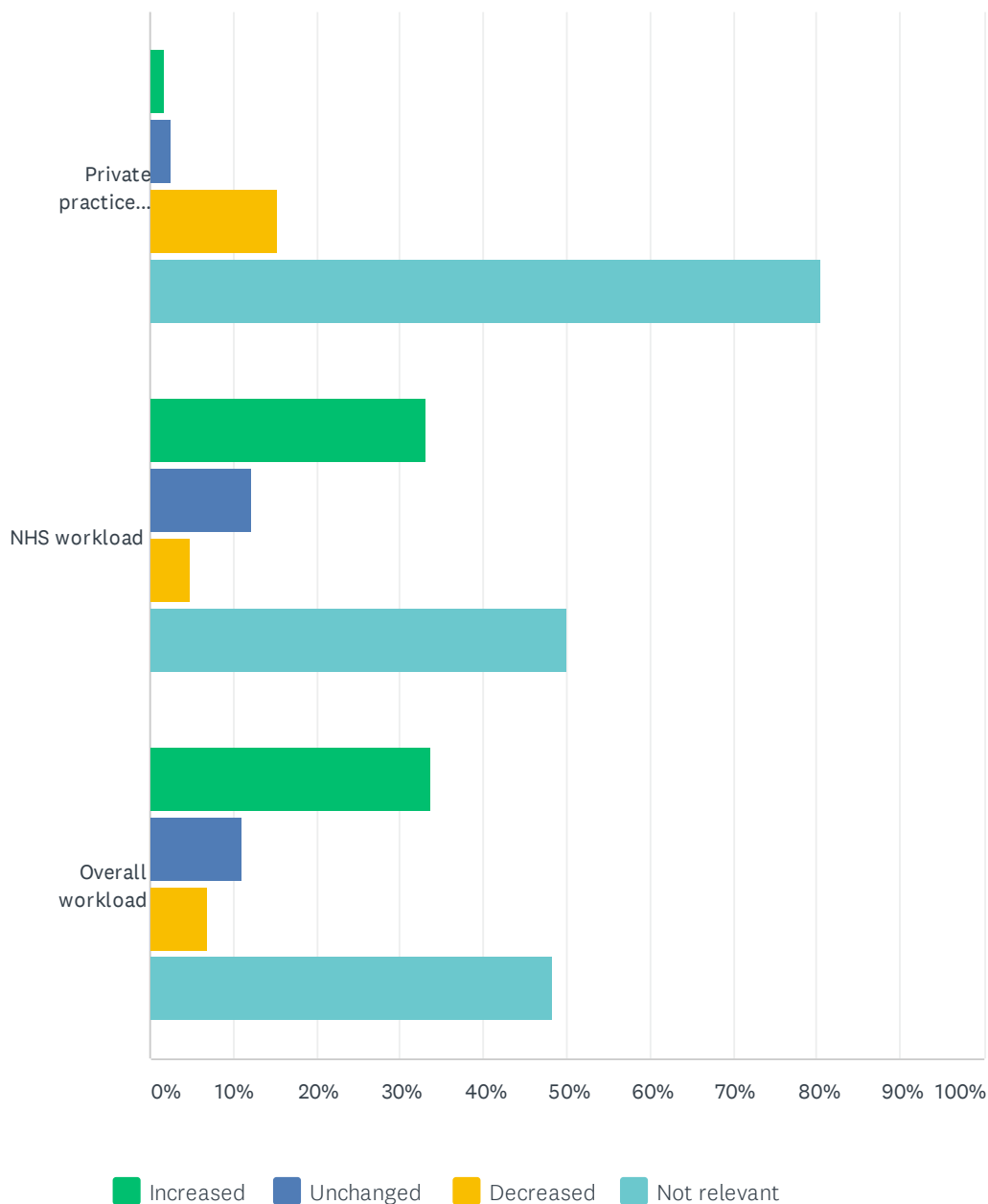
Answered: 7,223



ANSWER CHOICES	RESPONSES	
Increased	1.07%	77
No change	5.33%	385
Decreased	14.59%	1,054
Do not do any private practice work	78.39%	5,662
Prefer not to say	0.62%	45
<b>TOTAL</b>		<b>7,223</b>

## If you do any work in private practice, how has your private and NHS workload changed as a result of the pandemic?

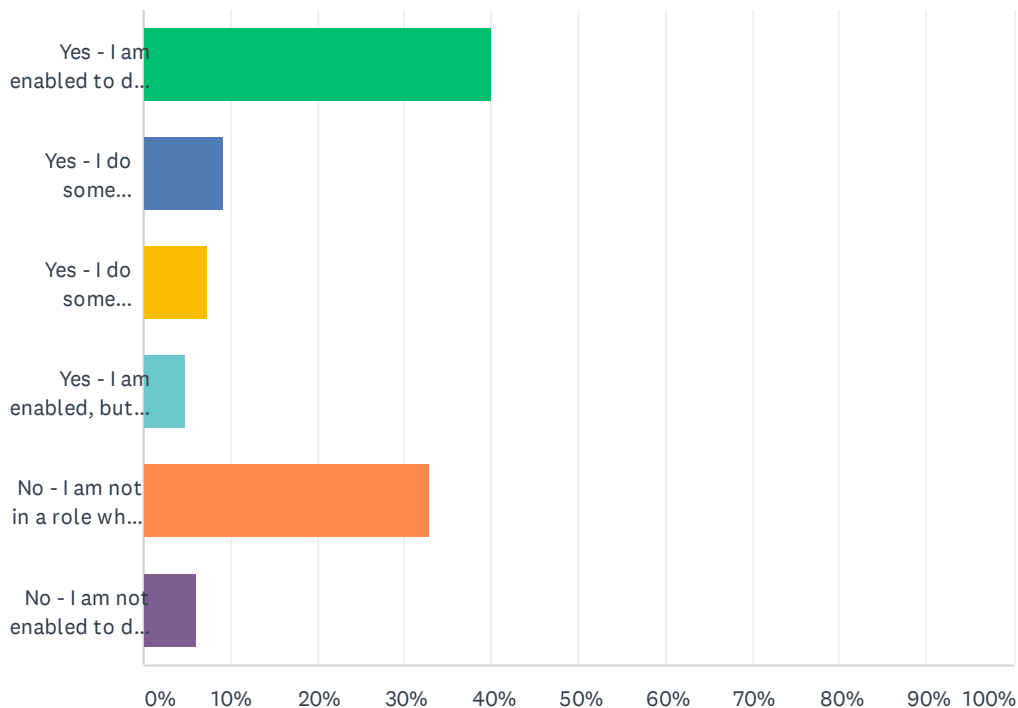
Answered: 6,947



	INCREASED	UNCHANGED	DECREASED	NOT RELEVANT	TOTAL
Private practice workload	1.70% 116	2.58% 176	15.21% 1,037	80.51% 5,490	6,819
NHS workload	33.05% 2,268	12.08% 829	4.90% 336	49.98% 3,430	6,863
Overall workload	33.65% 2,304	11.19% 766	6.86% 470	48.30% 3,307	6,847

## Are you able to work remotely in your current role?

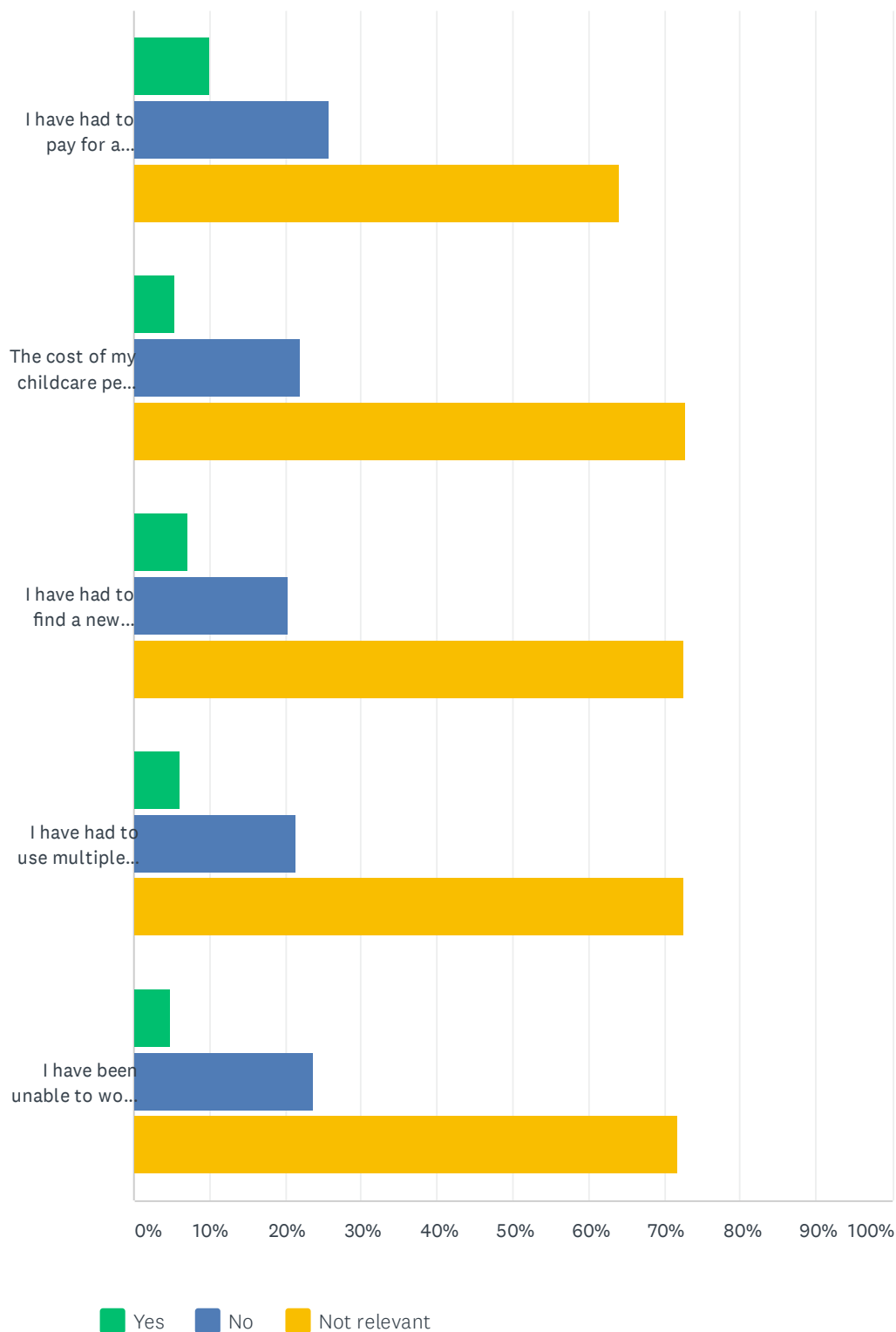
Answered: 7,323



ANSWER CHOICES	RESPONSES	
Yes - I am enabled to do so where this is appropriate	39.90%	2,922
Yes - I do some appropriate work remotely, but would like to be enabled to do more	9.15%	670
Yes - I do some appropriate work remotely, but choose not to do more even where that is possible	7.22%	529
Yes - I am enabled, but choose not to do any work remotely	4.88%	357
No - I am not in a role where remote working is possible or appropriate	32.76%	2,399
No - I am not enabled to do so, even though it would be safe and appropriate	6.09%	446
<b>TOTAL</b>		<b>7,323</b>

## Have you had to make any changes to your childcare or working arrangements in order to manage work and family life during the last month?

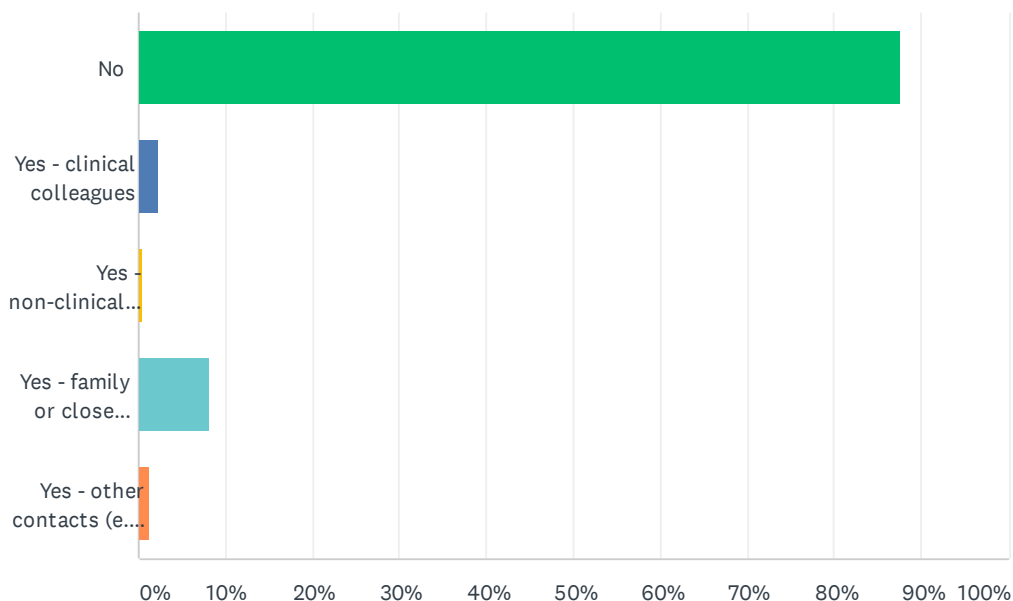
Answered: 7,275



	YES	NO	NOT RELEVANT	TOTAL
I have had to pay for a greater number of hours of childcare	10.09% 732	25.81% 1,872	64.09% 4,648	7,252
The cost of my childcare per hour has gone up	5.35% 384	21.89% 1,571	72.76% 5,222	7,177
I have had to find a new childcare provider because my normal childcare was not available	7.07% 508	20.39% 1,466	72.54% 5,215	7,189
I have had to use multiple childcare providers	6.01% 431	21.35% 1,532	72.64% 5,212	7,175
I have been unable to work or have had to reduce my hours because I could not find sufficient / any childcare	4.75% 342	23.59% 1,697	71.66% 5,156	7,195

Within the last month, have you personally had to remove and self-isolate yourself from work as a result of colleagues, family or contacts having had Covid symptoms / positive test?

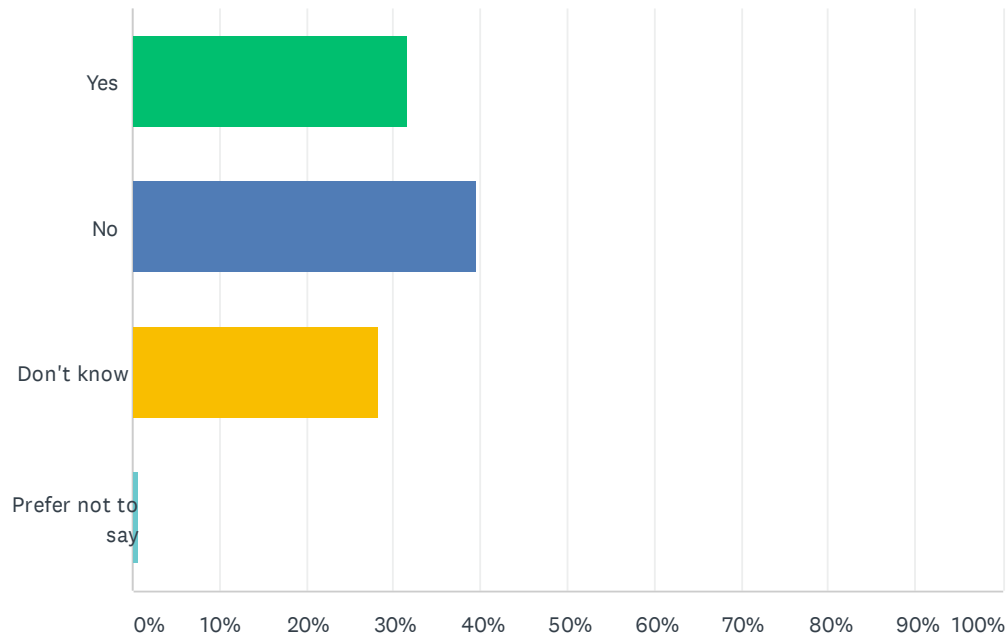
Answered: 7,254



ANSWER CHOICES	RESPONSES	
No	87.76%	6,366
Yes - clinical colleagues	2.38%	173
Yes - non-clinical colleagues	0.39%	28
Yes - family or close friends	8.16%	592
Yes - other contacts (e.g. test & trace arrangements)	1.31%	95
TOTAL		7,254

Within the last month, have you or any clinical colleagues in your department / team / practice been on sick leave or are self-isolating due to mental health issues (e.g. anxiety, stress, depression, PTSD) caused by working during the pandemic?

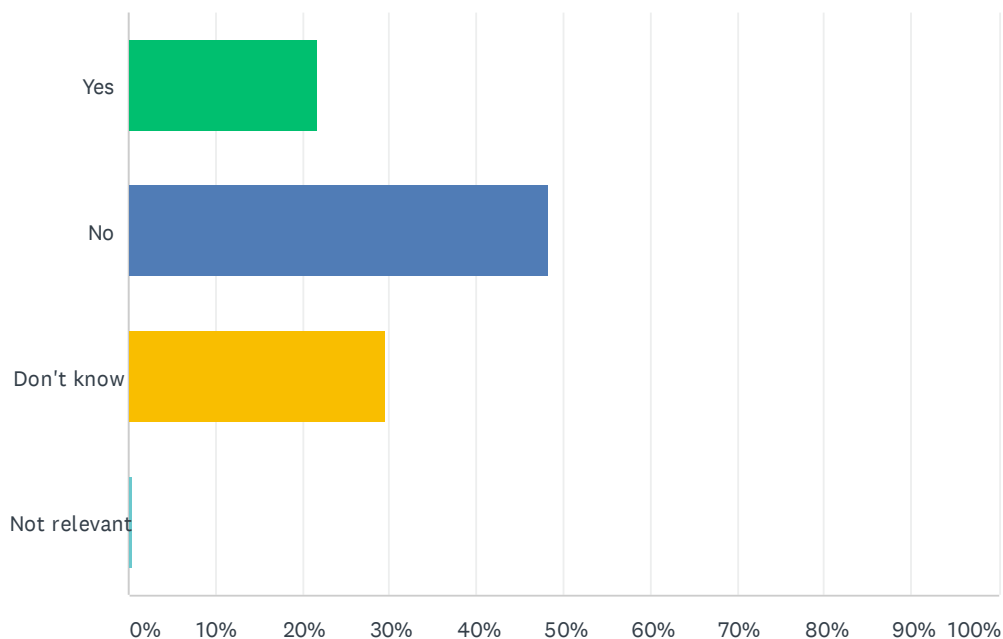
Answered: 7,253



ANSWER CHOICES	RESPONSES	
Yes	31.52%	2,286
No	39.54%	2,868
Don't know	28.32%	2,054
Prefer not to say	0.62%	45
TOTAL		7,253

## Have any clinical colleagues in your department / team / practice contracted Covid since having received their vaccination?

Answered: 7,270

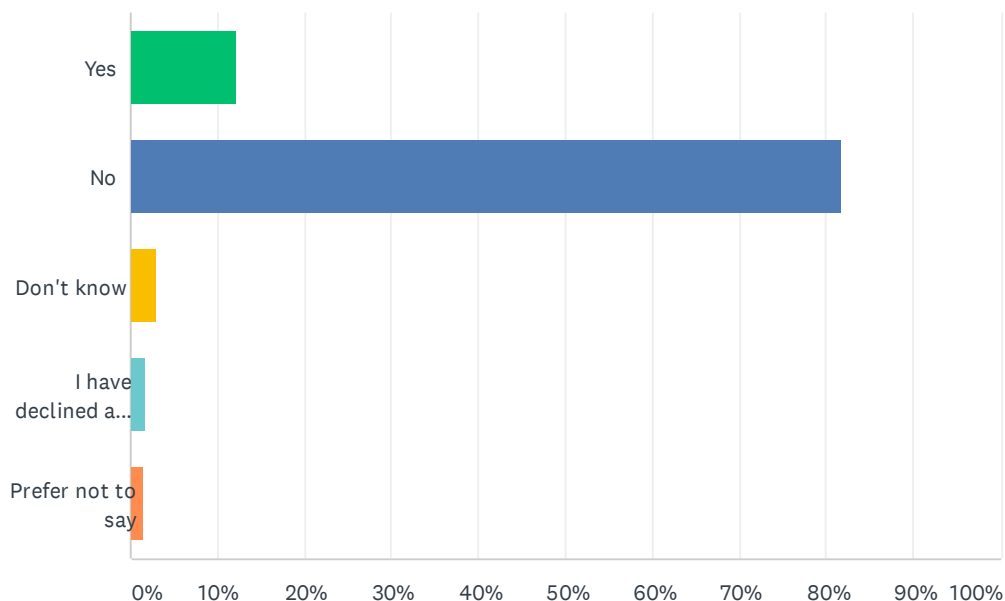


ANSWER CHOICES	RESPONSES	
Yes	21.71%	1,578
No	48.40%	3,519
Don't know	29.39%	2,137
Not relevant	0.50%	36
TOTAL		7,270



## Have you personally contracted Covid since having received your vaccination?

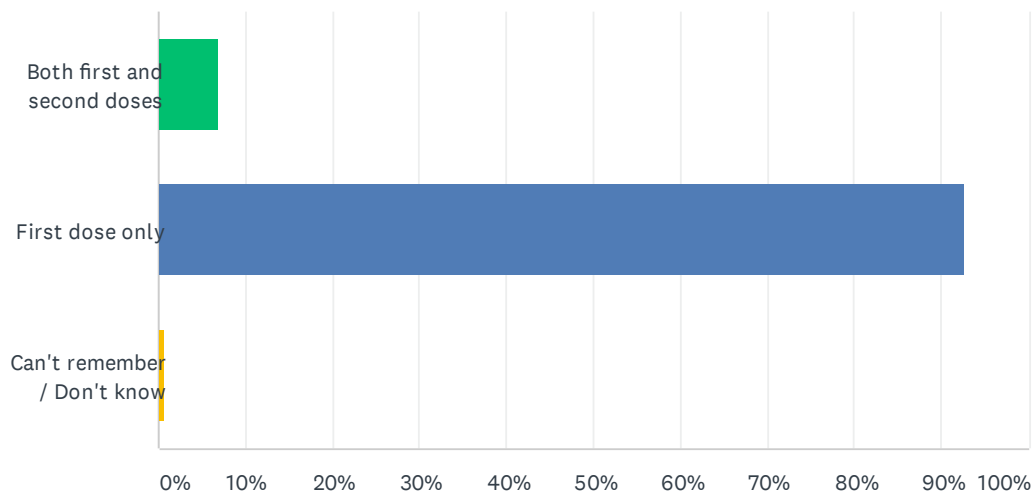
Answered: 1,543



ANSWER CHOICES	RESPONSES	
Yes	12.18%	188
No	81.85%	1,263
Don't know	2.92%	45
I have declined a vaccine	1.62%	25
Prefer not to say	1.43%	22
TOTAL		1,543

## Which doses of the Covid vaccination have you received?

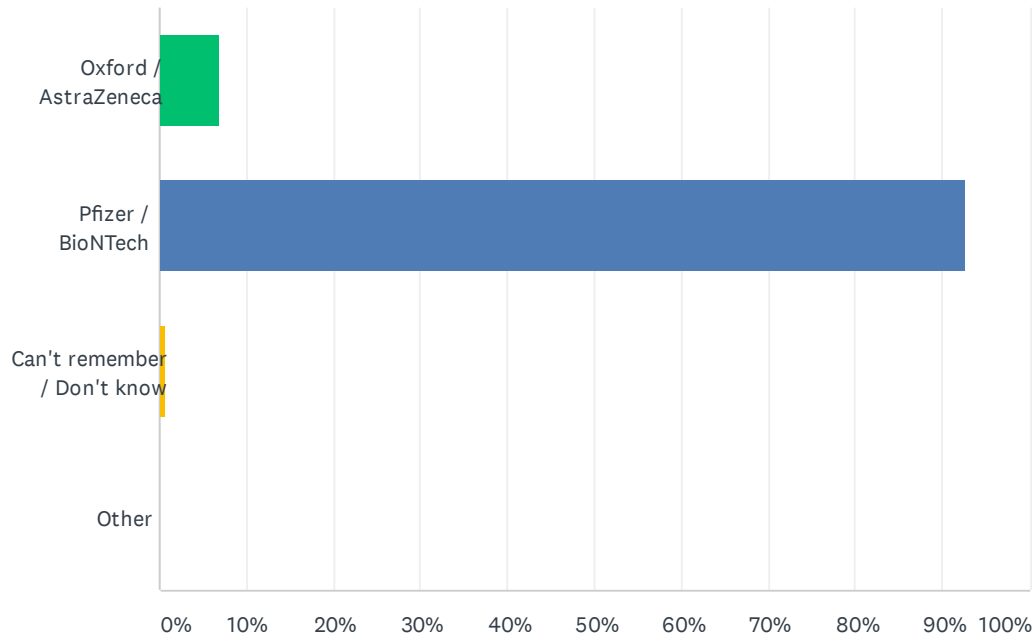
Answered: 191



ANSWER CHOICES	RESPONSES	
Both first and second doses	6.81%	13
First dose only	92.67%	177
Can't remember / Don't know	0.52%	1
TOTAL		191

## Which vaccine did you receive?

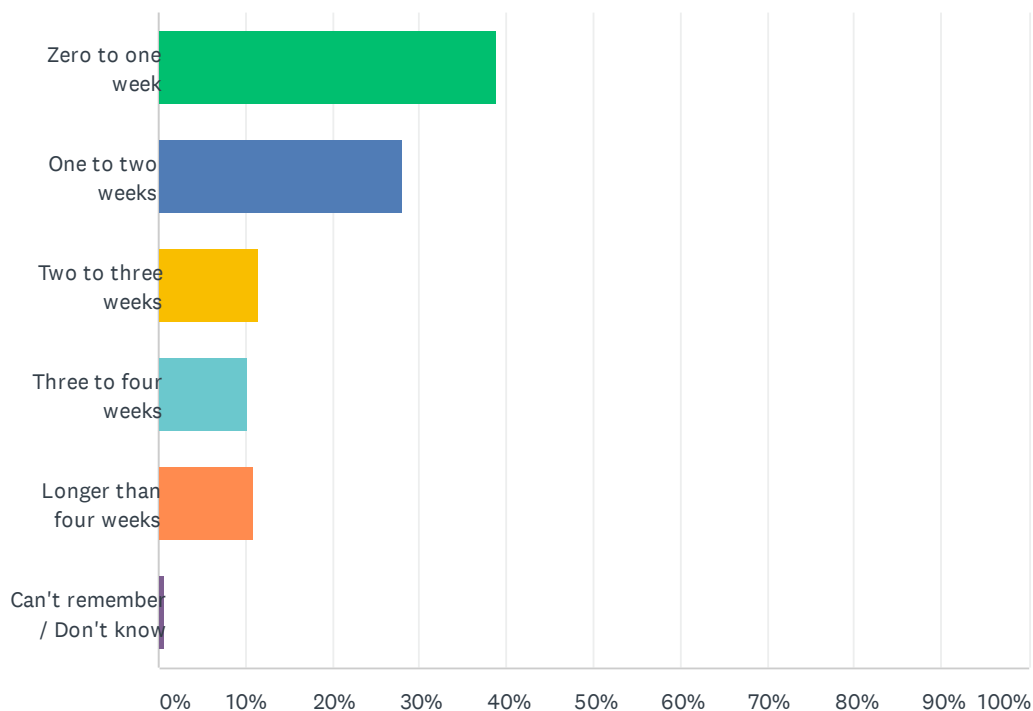
Answered: 191



ANSWER CHOICES	RESPONSES	
Oxford / AstraZeneca	6.81%	13
Pfizer / BioNTech	92.67%	177
Can't remember / Don't know	0.52%	1
Other	0.00%	0
TOTAL		191

## How many weeks prior to the onset of your symptoms did you receive your first dose?

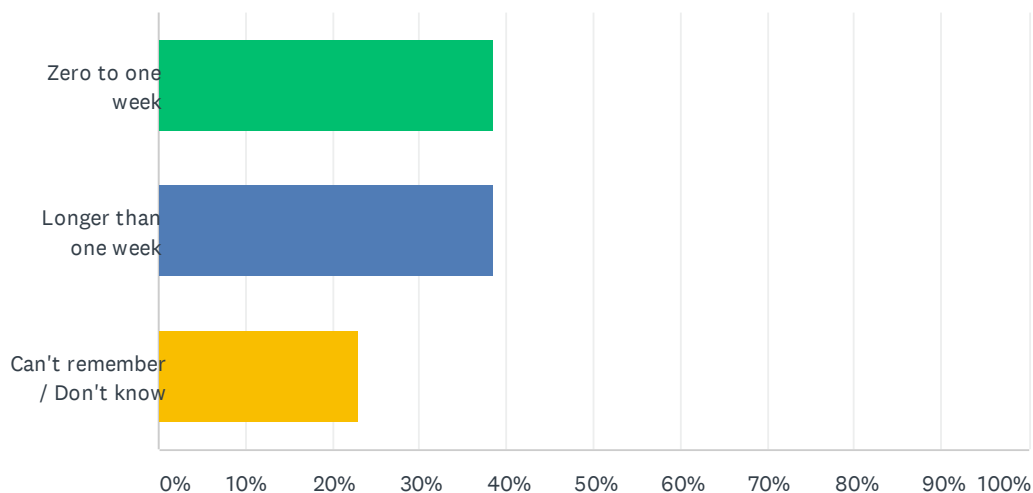
Answered: 175



ANSWER CHOICES	RESPONSES	
Zero to one week	38.86%	68
One to two weeks	28.00%	49
Two to three weeks	11.43%	20
Three to four weeks	10.29%	18
Longer than four weeks	10.86%	19
Can't remember / Don't know	0.57%	1
TOTAL		175

## How many weeks prior to the onset of your symptoms did you receive your second dose?

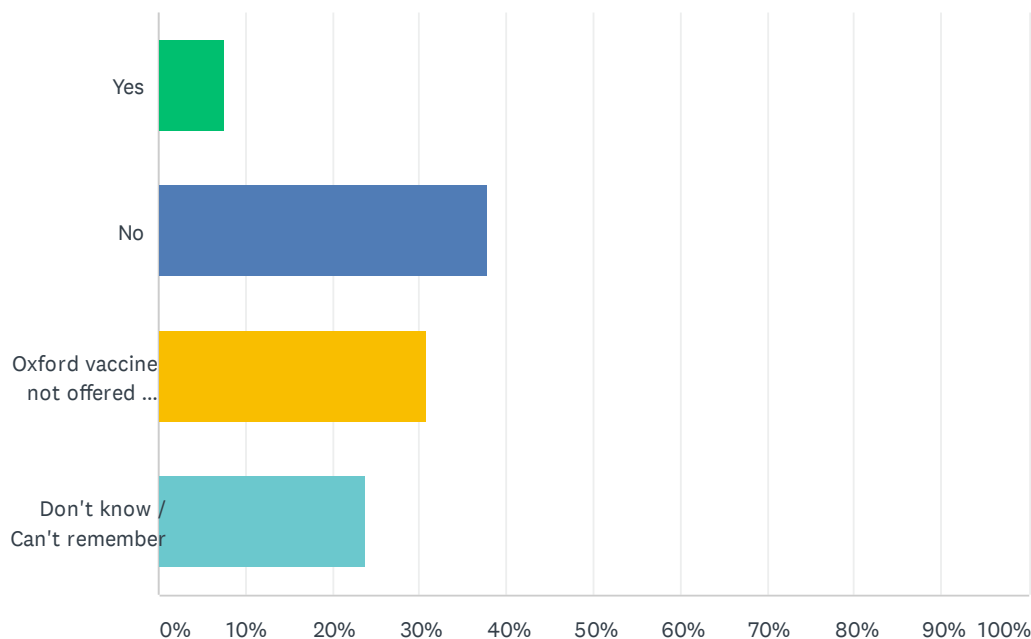
Answered: 13



ANSWER CHOICES	RESPONSES	
Zero to one week	38.46%	5
Longer than one week	38.46%	5
Can't remember / Don't know	23.08%	3
TOTAL		13

## Have any of your clinical colleagues fallen ill with Covid symptoms more than three weeks since receiving a first dose of the Oxford / AstraZeneca vaccine?

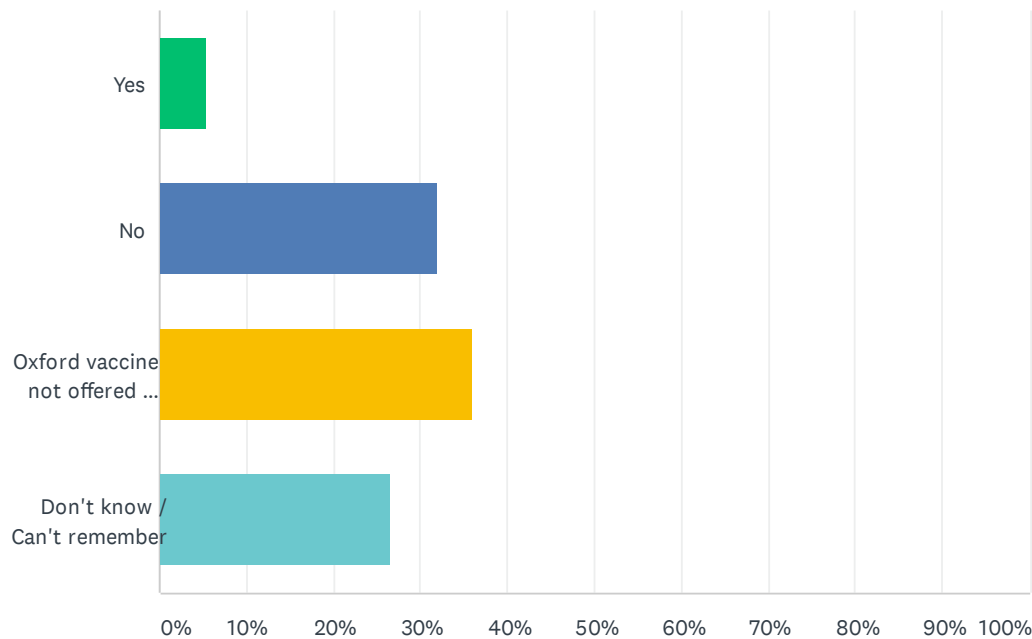
Answered: 1,571



ANSWER CHOICES	RESPONSES	
Yes	7.57%	119
No	37.87%	595
Oxford vaccine not offered in my place of work	30.68%	482
Don't know / Can't remember	23.87%	375
TOTAL		1,571

## Have any of your clinical colleagues fallen ill with Covid symptoms more than one week since receiving a second dose of the Oxford / AstraZeneca vaccine?

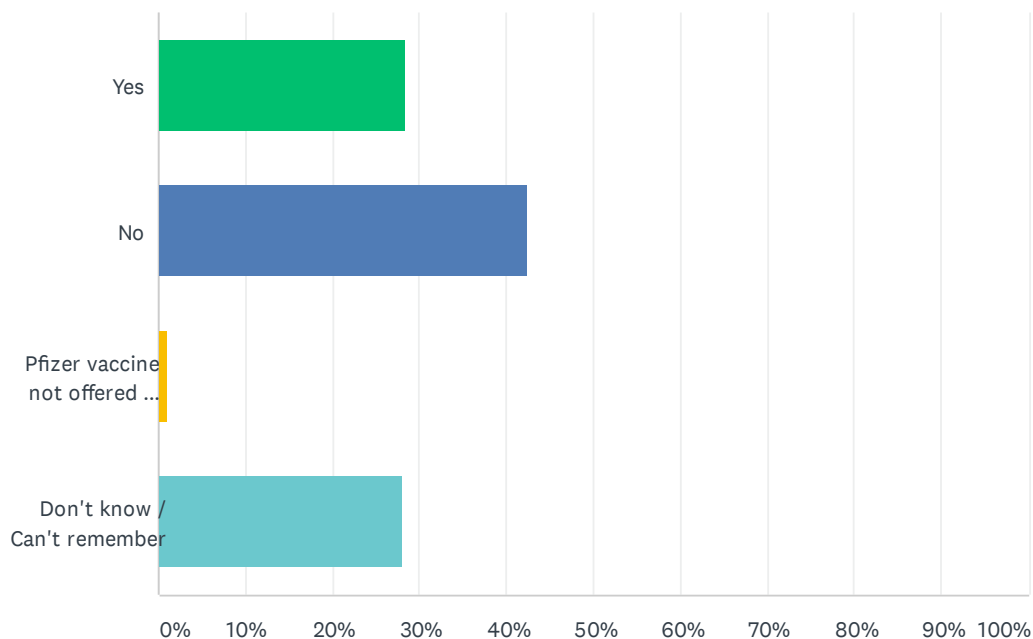
Answered: 1,570



ANSWER CHOICES	RESPONSES	
Yes	5.41%	85
No	32.10%	504
Oxford vaccine not offered in my place of work	35.92%	564
Don't know / Can't remember	26.56%	417
TOTAL		1,570

## Have any of your clinical colleagues fallen ill with Covid symptoms more than three weeks since receiving a first dose of the Pfizer / BioNTech vaccine?

Answered: 1,575

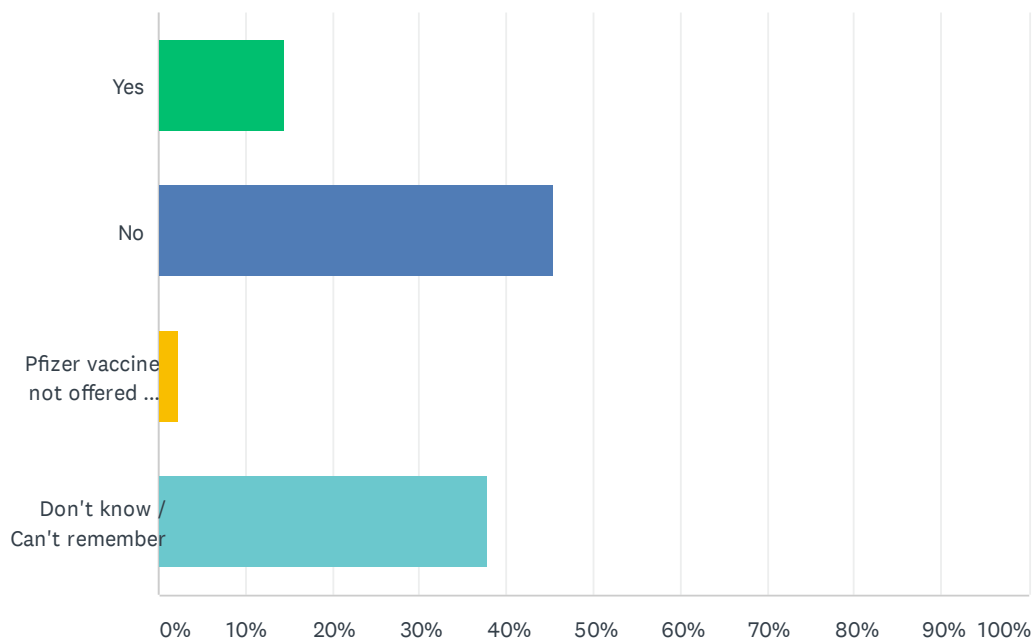


ANSWER CHOICES	RESPONSES	
Yes	28.38%	447
No	42.54%	670
Pfizer vaccine not offered in my place of work	1.02%	16
Don't know / Can't remember	28.06%	442
TOTAL		1,575



## Have any of your clinical colleagues fallen ill with Covid symptoms more than one week since receiving a second dose of the Pfizer / BioNTech vaccine?

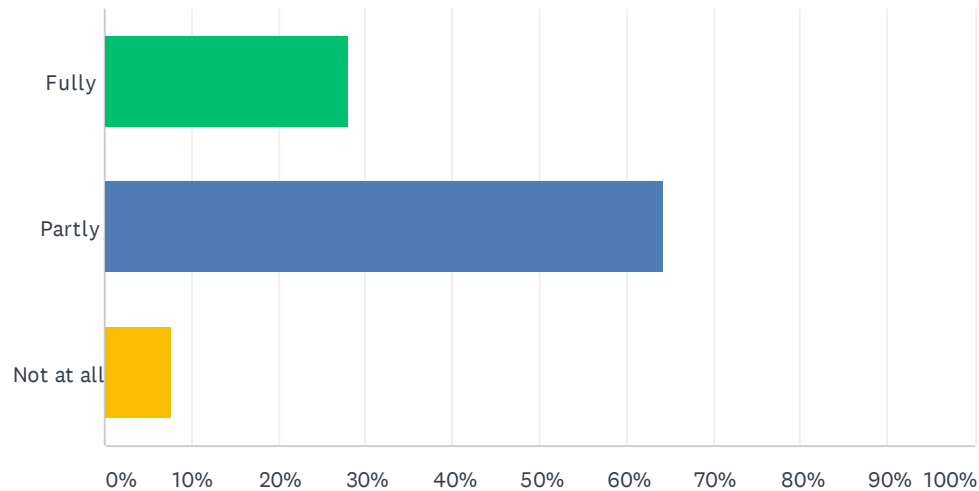
Answered: 1,574



ANSWER CHOICES	RESPONSES	
Yes	14.36%	226
No	45.36%	714
Pfizer vaccine not offered in my place of work	2.35%	37
Don't know / Can't remember	37.93%	597
TOTAL		1,574

## Taking everything into account, do you feel safely protected from coronavirus infection in your place of work?

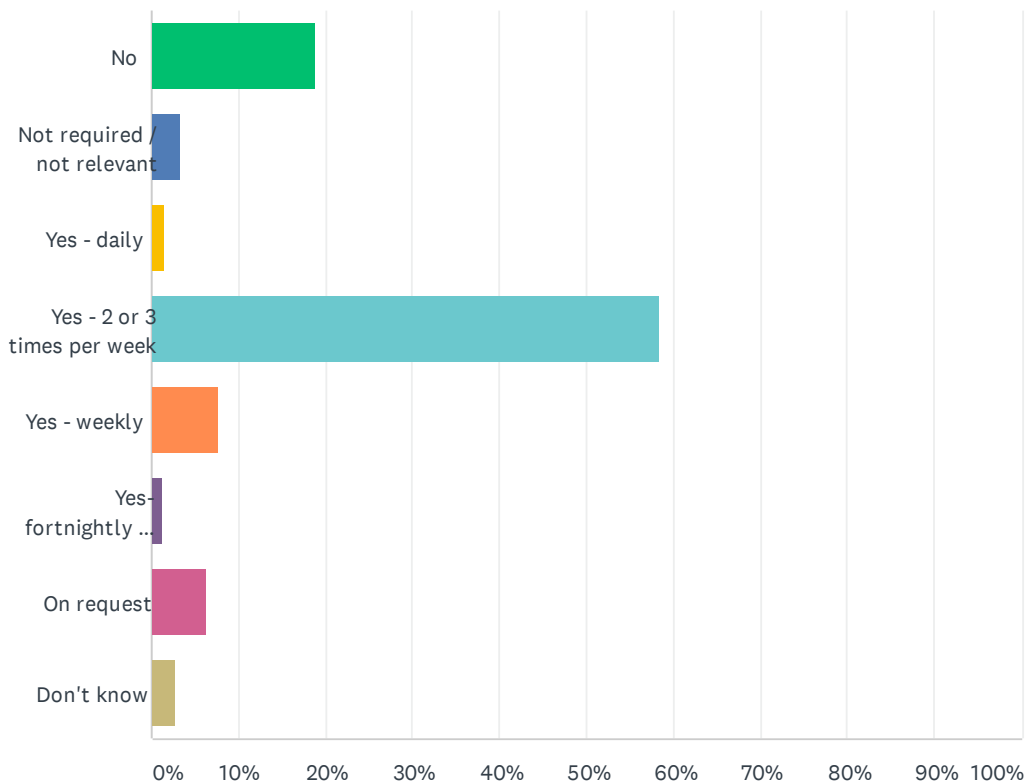
Answered: 7,168



ANSWER CHOICES		RESPONSES	
Fully		27.97%	2,005
Partly		64.26%	4,606
Not at all		7.77%	557
TOTAL			7,168

## Are you being offered access to routine asymptomatic testing in your place of work?

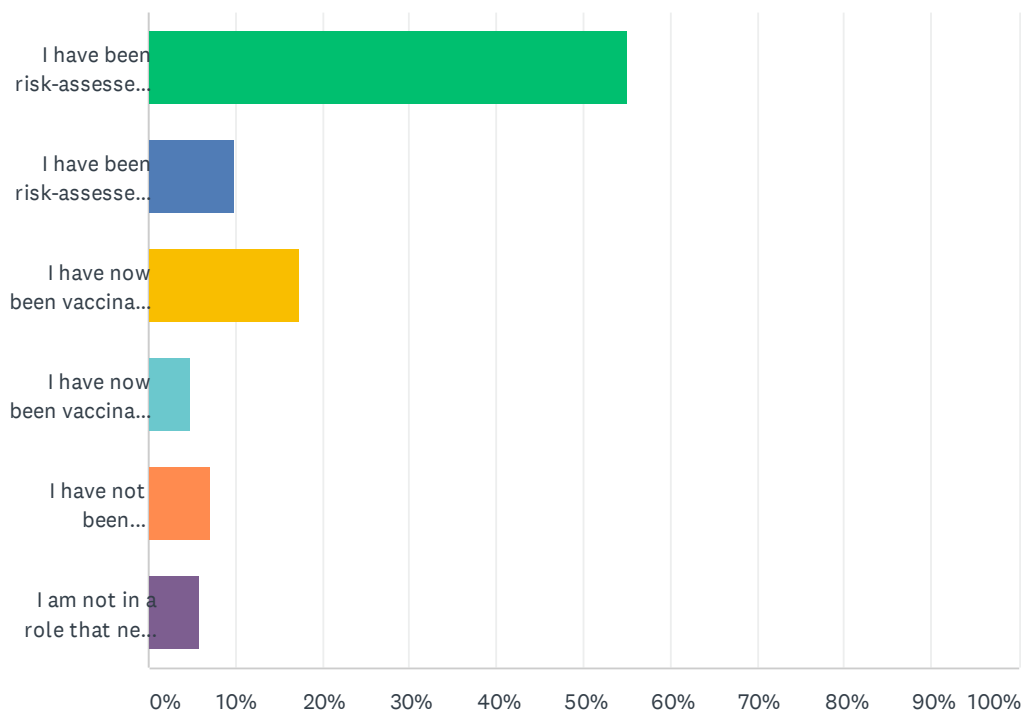
Answered: 7,170



ANSWER CHOICES	RESPONSES	
No	18.87%	1,353
Not required / not relevant	3.26%	234
Yes - daily	1.44%	103
Yes - 2 or 3 times per week	58.42%	4,189
Yes - weekly	7.78%	558
Yes- fortnightly or less frequently	1.28%	92
On request	6.25%	448
Don't know	2.69%	193
<b>TOTAL</b>		<b>7,170</b>

## Do you feel that you have been risk assessed appropriately and any necessary adjustments made to your role to be safe?

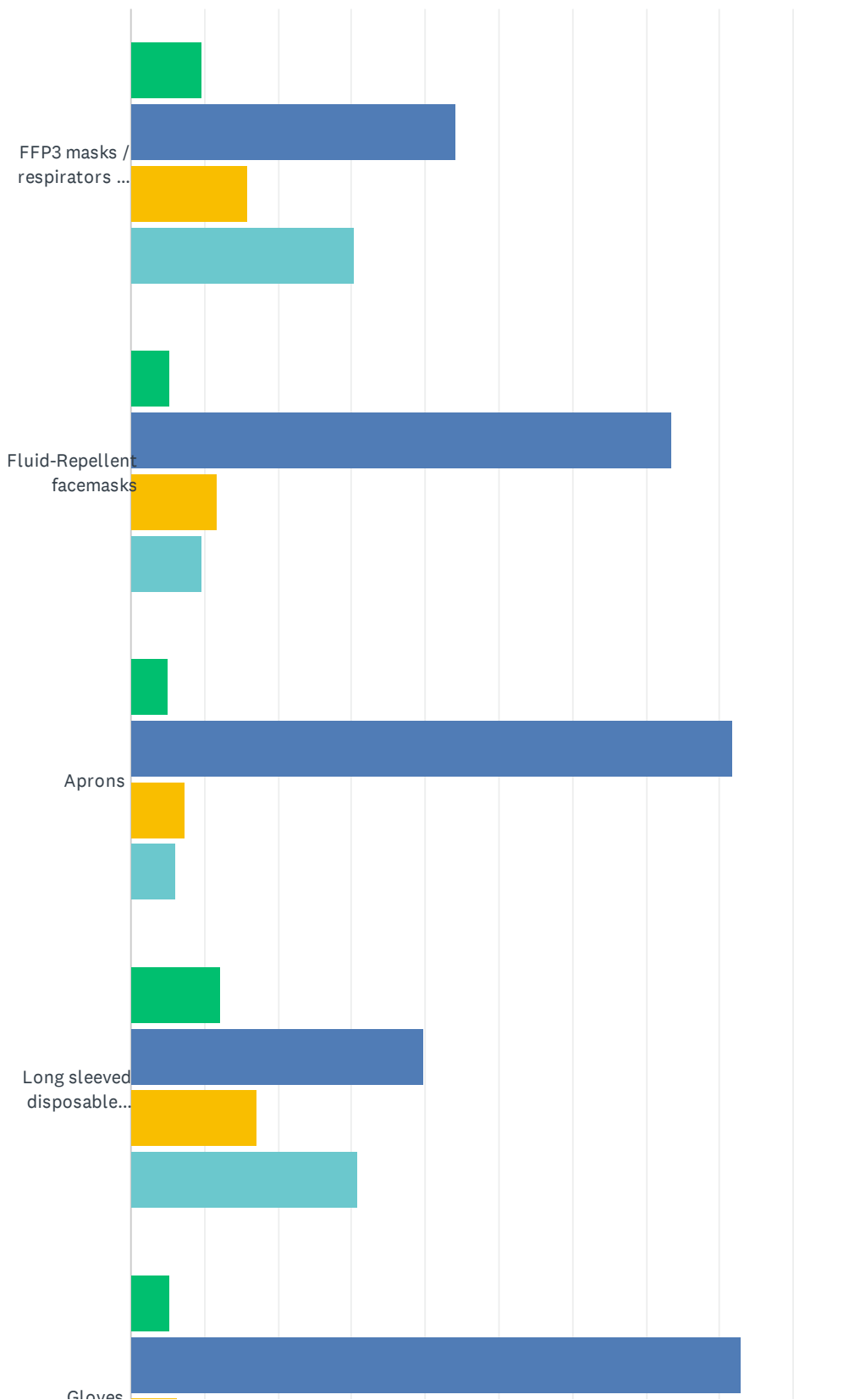
Answered: 7,117

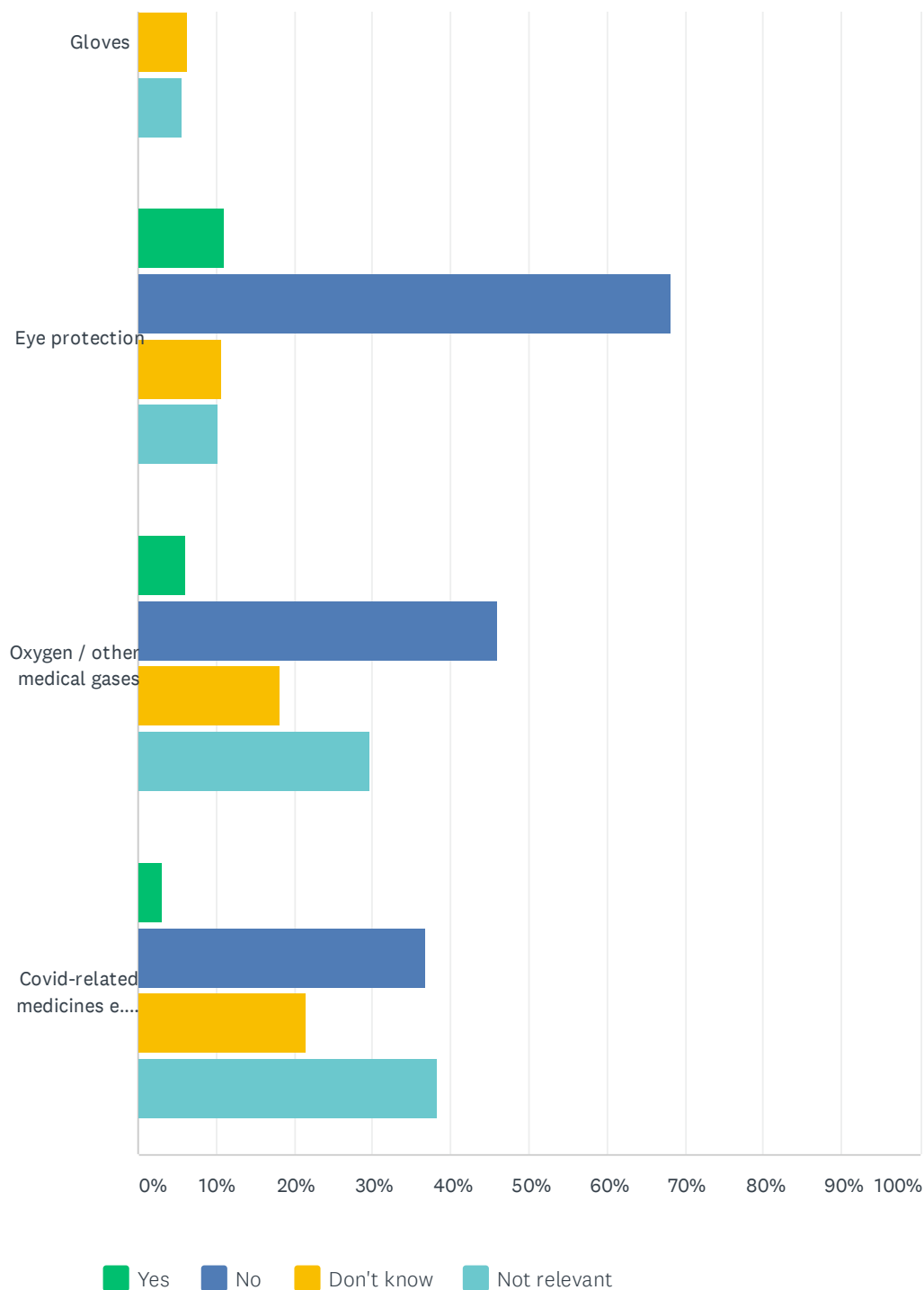


ANSWER CHOICES	RESPONSES	
I have been risk-assessed and feel confident that necessary adjustments have been made	55.04%	3,917
I have been risk-assessed but feel that necessary adjustments have not been made	9.84%	700
I have now been vaccinated for Coronavirus (first dose) and feel I need to be risk-assessed / the assessment needs updating	17.37%	1,236
I have now been vaccinated for Coronavirus (second dose) and feel I need to be risk-assessed / the assessment needs updating	4.78%	340
I have not been risk-assessed, but feel I now need to be and appropriate adjustments made as a result	7.10%	505
I am not in a role that needs risk-assessment or adjustments to be made	5.89%	419
<b>TOTAL</b>		<b>7,117</b>

## Over the last month, have you had shortages of any of the following NHS supplies?

Answered: 7,175

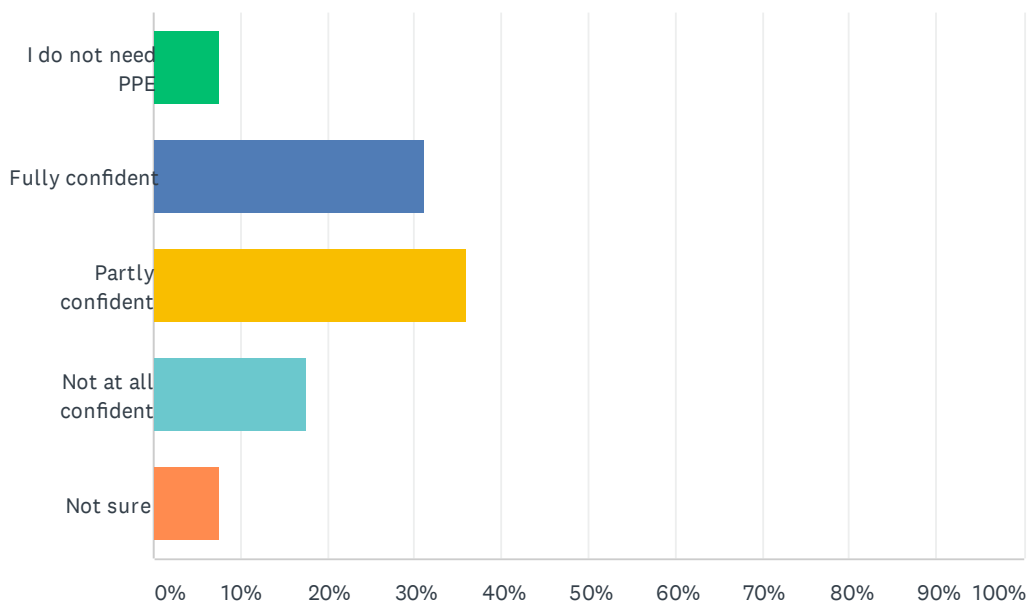




	YES	NO	DON'T KNOW	NOT RELEVANT	TOTAL
FFP3 masks / respirators (in AGP areas)	9.65% 691	44.10% 3,159	15.86% 1,136	30.40% 2,178	7,164
Fluid-Repellent facemasks	5.25% 376	73.44% 5,260	11.67% 836	9.63% 690	7,162
Aprons	4.93% 352	81.71% 5,834	7.37% 526	5.99% 428	7,140
Long sleeved disposable gowns	12.20% 873	39.79% 2,848	17.24% 1,234	30.77% 2,202	7,157
Gloves	5.14% 368	82.92% 5,932	6.32% 452	5.62% 402	7,154
Eye protection	10.99% 785	68.12% 4,867	10.73% 767	10.16% 726	7,145
Oxygen / other medical gases	6.07% 434	46.05% 3,295	18.14% 1,298	29.74% 2,128	7,155
Covid-related medicines e.g. dexamethasone	3.24% 232	36.92% 2,643	21.57% 1,544	38.27% 2,740	7,159

## How confident are you that your current PPE is fully fit-tested and adjusted to meets your needs?

Answered: 7,166

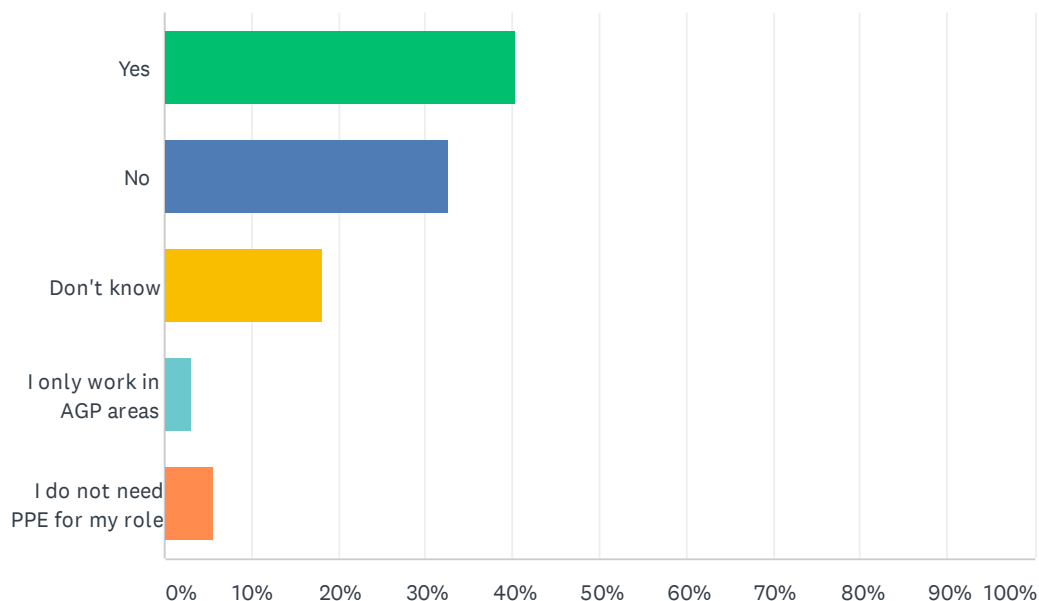


ANSWER CHOICES	RESPONSES	
I do not need PPE	7.62%	546
Fully confident	31.22%	2,237
Partly confident	36.03%	2,582
Not at all confident	17.65%	1,265
Not sure	7.48%	536
TOTAL		7,166



## Do you feel that the current PPE which is provided to you in non-AGP areas is adequate for you to feel safely protected?

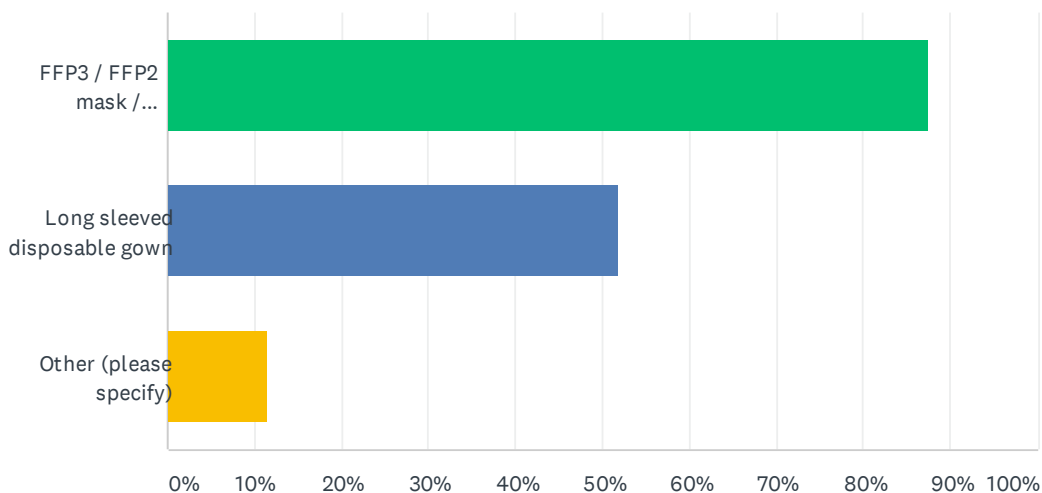
Answered: 7,184



ANSWER CHOICES	RESPONSES	
Yes	40.44%	2,905
No	32.60%	2,342
Don't know	18.14%	1,303
I only work in AGP areas	3.15%	226
I do not need PPE for my role	5.68%	408
TOTAL		7,184

## What enhanced PPE do you feel you need to feel safely protected when working in a non-AGP area?

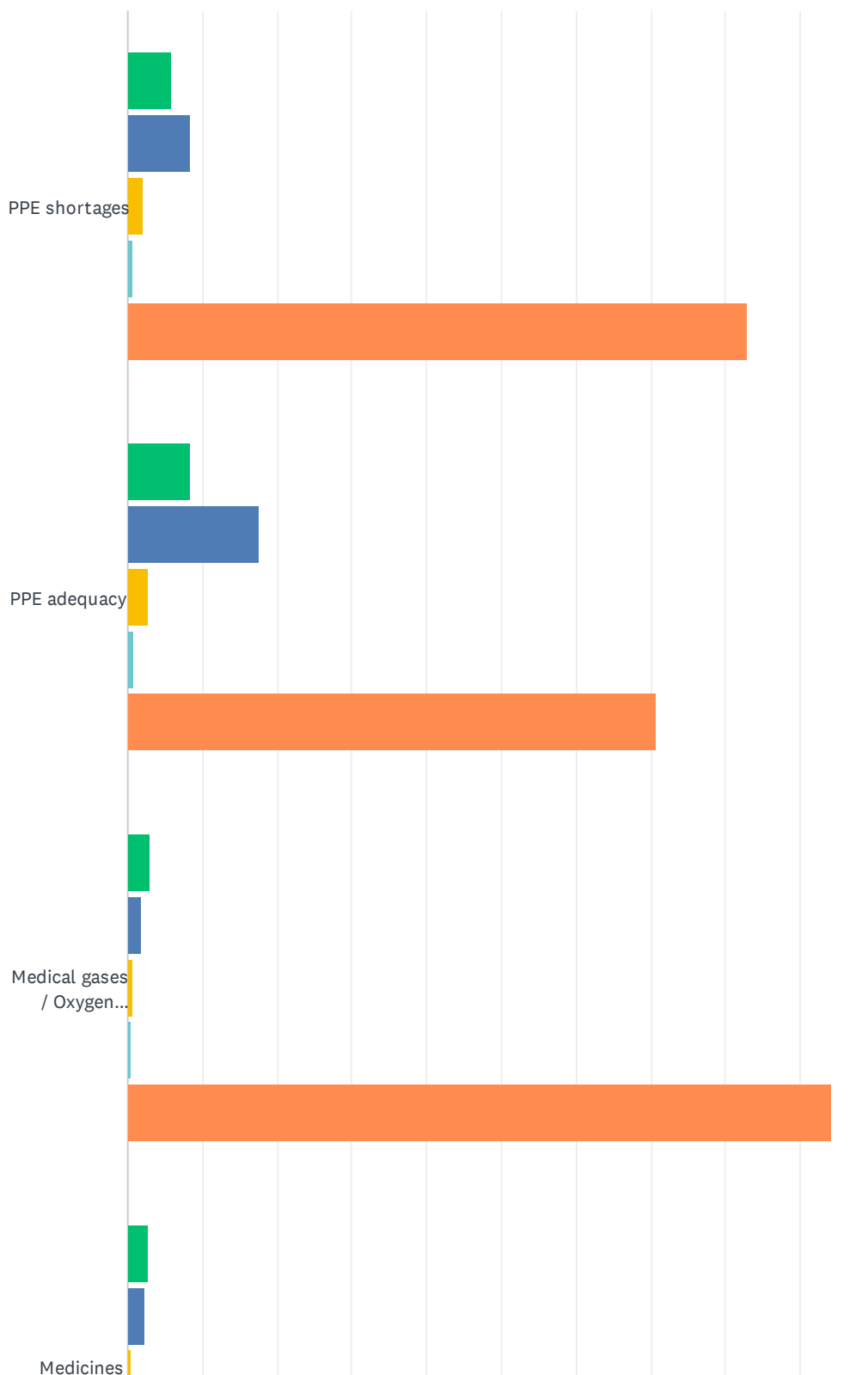
Answered: 2,316

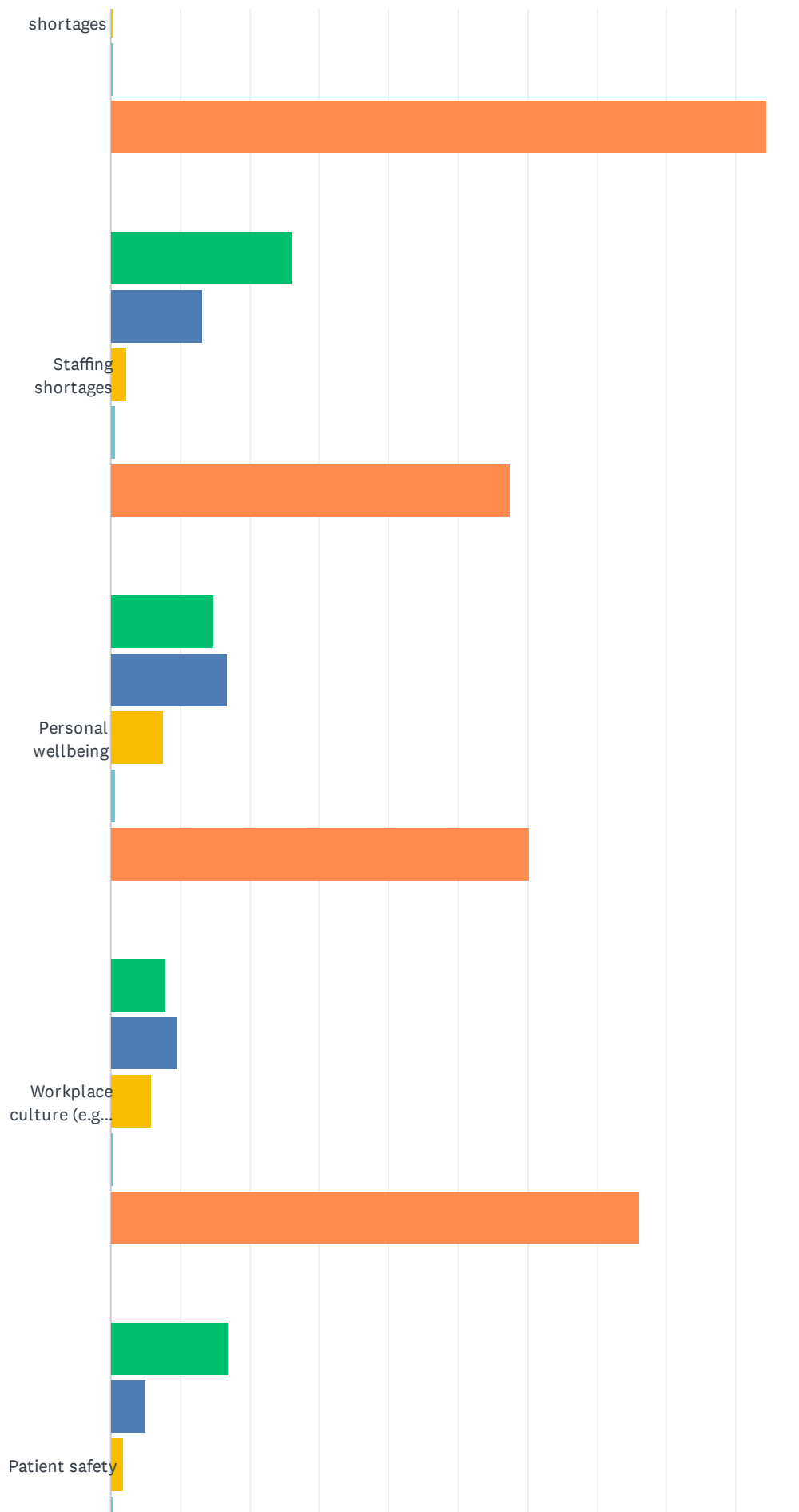


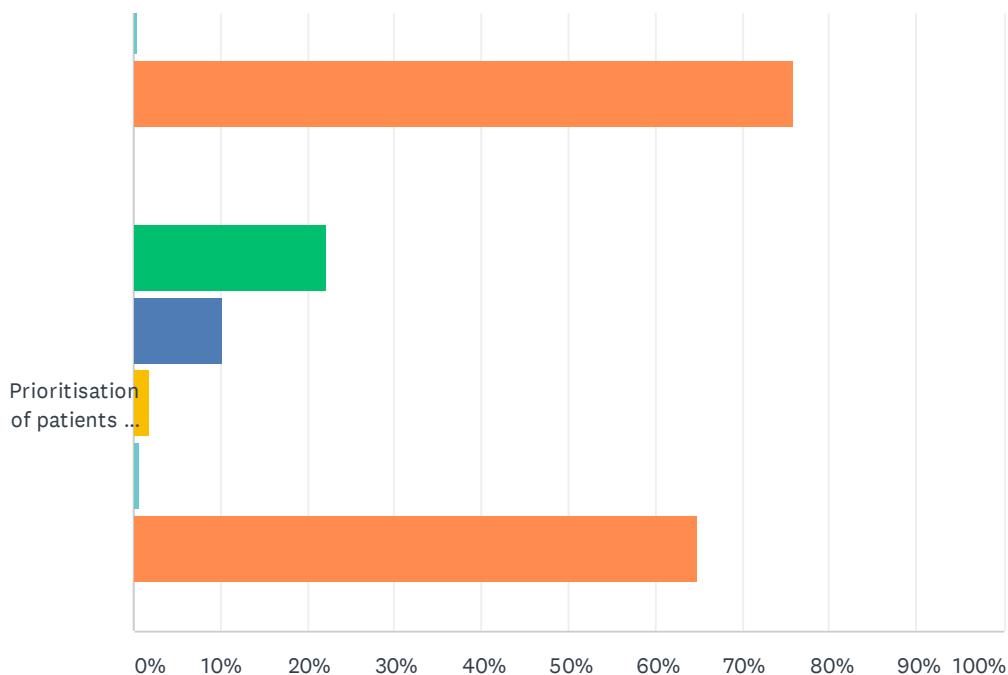
ANSWER CHOICES		RESPONSES	
FFP3 / FFP2 mask / respirator		87.44%	2,025
Long sleeved disposable gown		51.94%	1,203
Other (please specify)		11.57%	268
Total Respondents: 2,316			

Within the last month, have you reported or spoken out about any of these issues relating to Covid to your employer or local health service management? Please tick as many as apply

Answered: 6,972





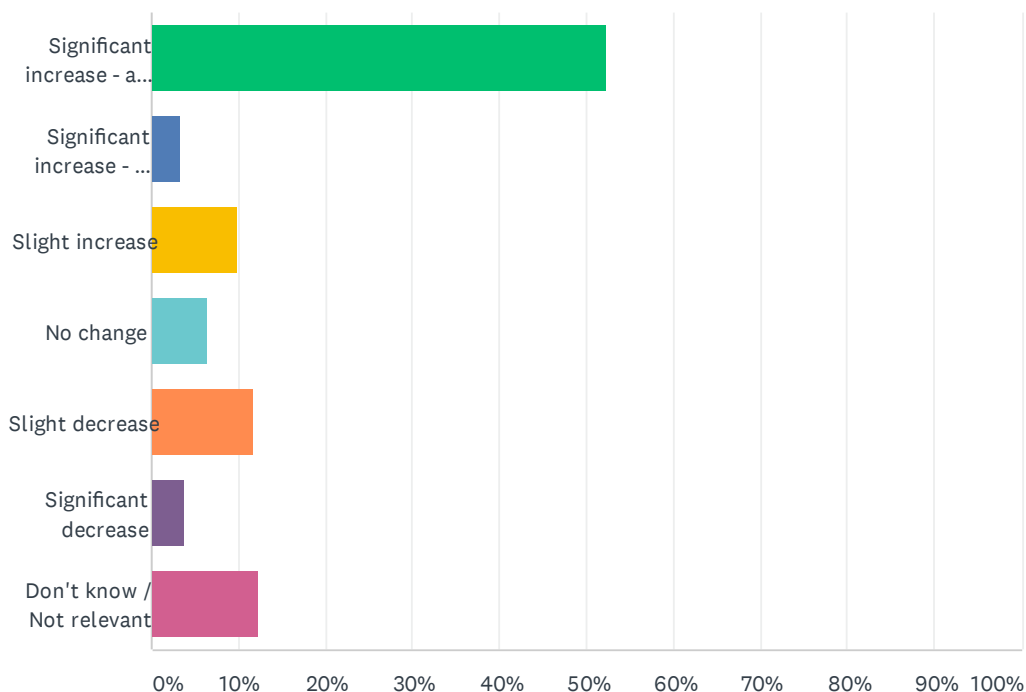


■ Reported   
 ■ Not reported as no action would be taken   
 ■ Not reported as fearful would impact career   
 ■ Not spoken out as instructed not to   
 ■ No issues to report

	REPORTED	NOT REPORTED AS NO ACTION WOULD BE TAKEN	NOT REPORTED AS FEARFUL WOULD IMPACT CAREER	NOT SPOKEN OUT AS INSTRUCTED NOT TO	NO ISSUES TO REPORT	TOTAL
PPE shortages	5.91% 410	8.41% 583	2.08% 144	0.66% 46	82.94% 5,753	6,936
PPE adequacy	8.30% 574	17.60% 1,217	2.72% 188	0.77% 53	70.62% 4,884	6,916
Medical gases / Oxygen shortages	2.87% 198	1.87% 129	0.62% 43	0.41% 28	94.22% 6,489	6,887
Medicines shortages	2.63% 181	2.24% 154	0.49% 34	0.36% 25	94.28% 6,493	6,887
Staffing shortages	26.23% 1,805	13.21% 909	2.38% 164	0.58% 40	57.60% 3,964	6,882
Personal wellbeing	14.91% 1,028	16.79% 1,158	7.51% 518	0.55% 38	60.24% 4,154	6,896
Workplace culture (e.g. bullying, pressure to work unsafely)	8.04% 555	9.59% 662	5.77% 398	0.51% 35	76.10% 5,253	6,903
Patient safety	16.87% 1,162	4.96% 342	1.81% 125	0.42% 29	75.94% 5,232	6,890
Prioritisation of patients / services	22.26% 1,535	10.29% 710	1.93% 133	0.58% 40	64.94% 4,479	6,897

## Within the last month, have you seen any change in the number of Covid cases?

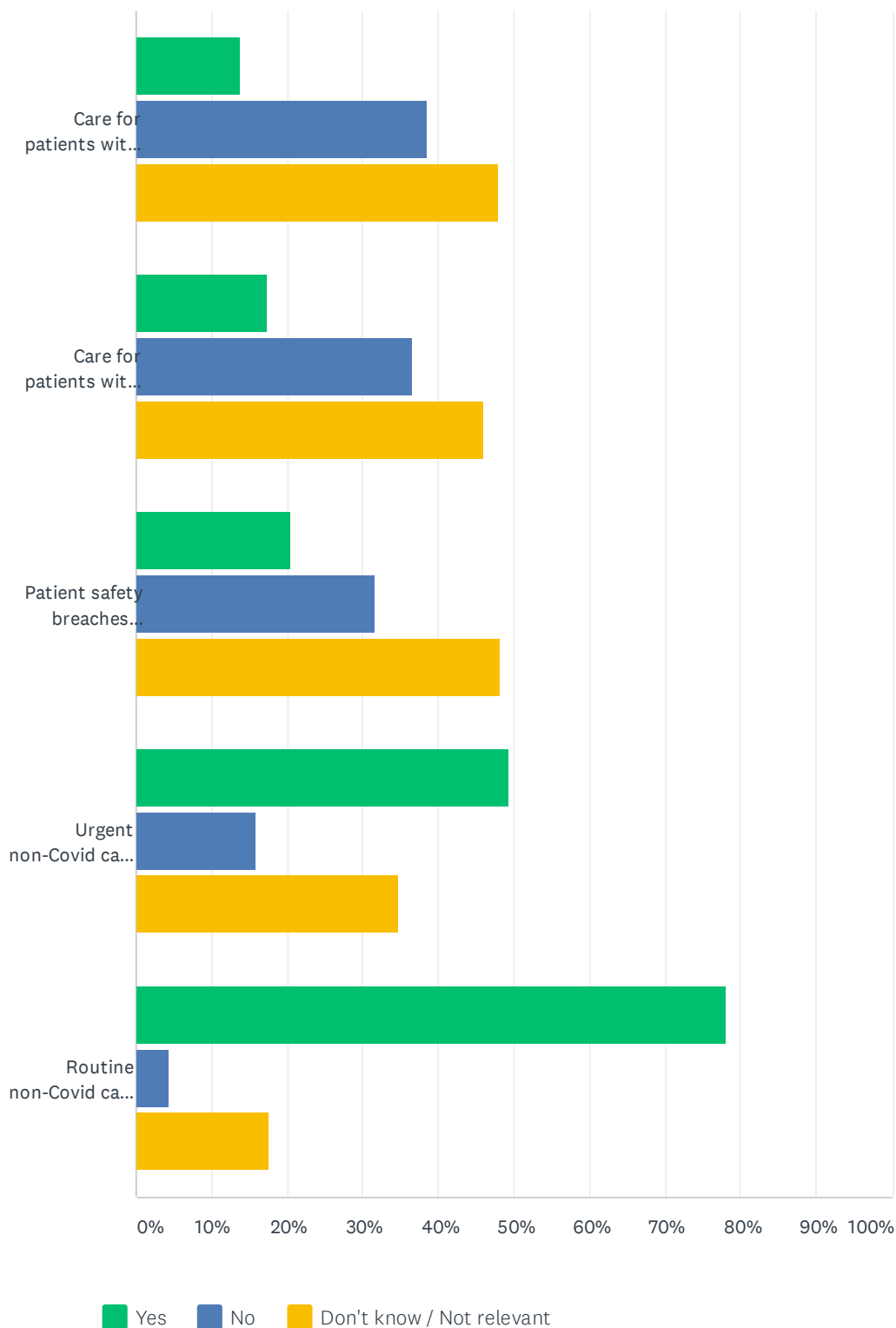
Answered: 6,679



ANSWER CHOICES	RESPONSES	
Significant increase - and higher than same point in first wave	52.40%	3,500
Significant increase - but lower than same point in first wave	3.41%	228
Slight increase	9.81%	655
No change	6.45%	431
Slight decrease	11.71%	782
Significant decrease	3.82%	255
Don't know / Not relevant	12.40%	828
<b>TOTAL</b>		<b>6,679</b>

## Are you aware of any of the following occurring in services in your local area within the last month?

Answered: 6,679

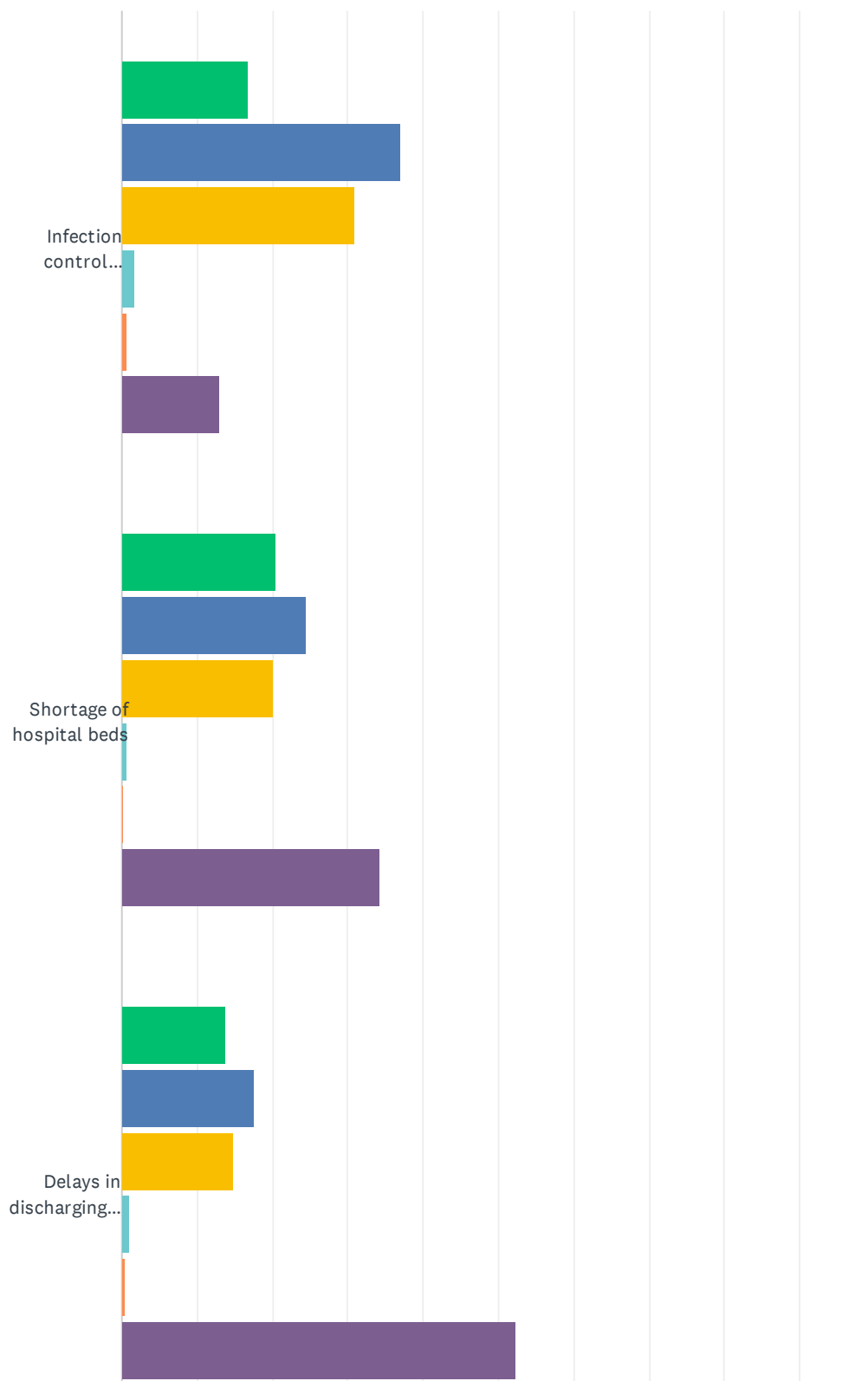


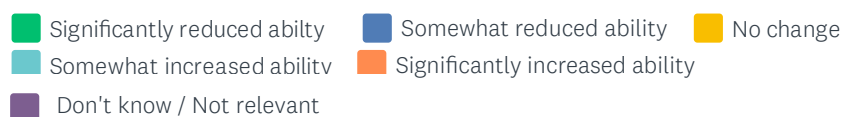
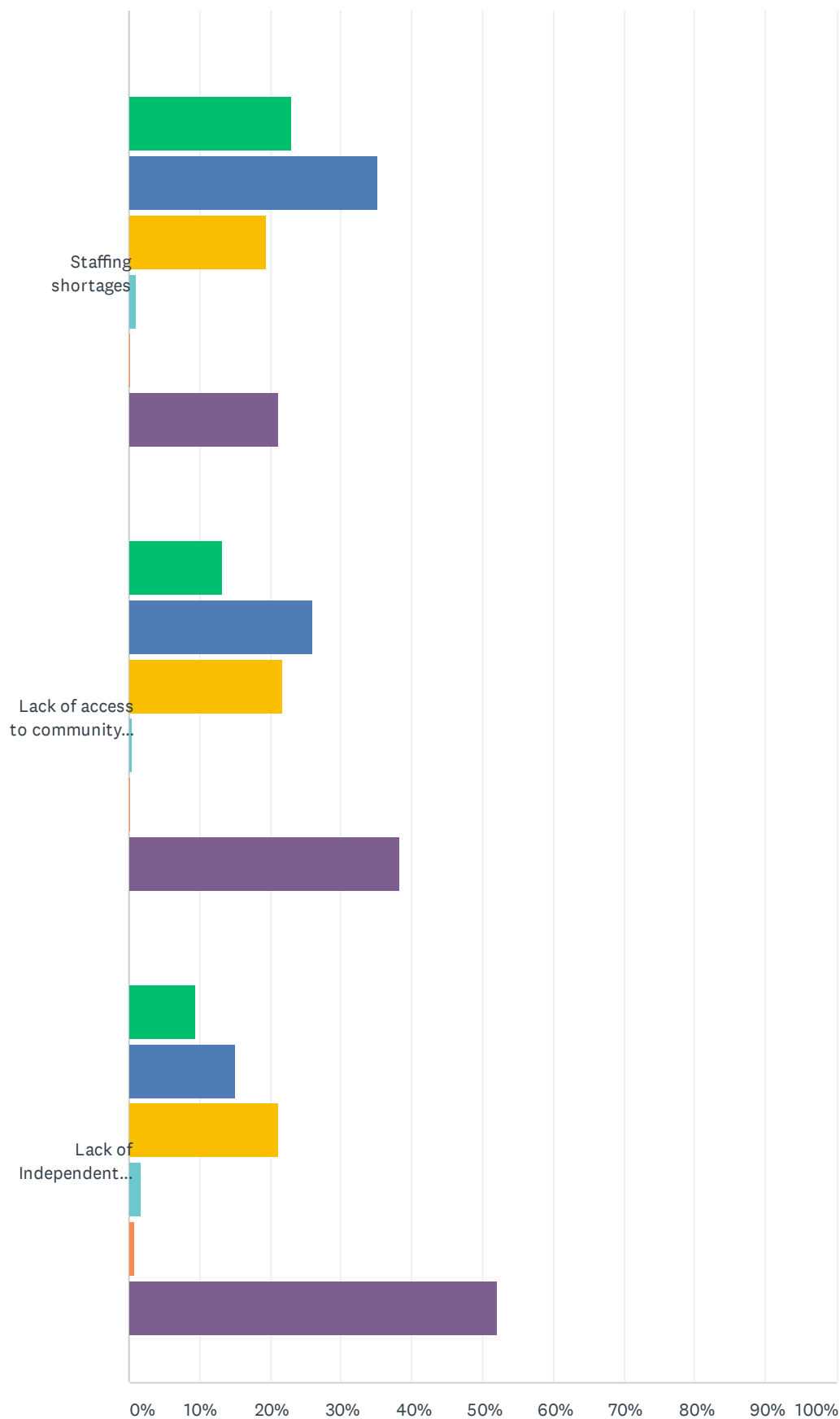
	YES	NO	DON'T KNOW / NOT RELEVANT	TOTAL
Care for patients with Covid-19 having to be rationed due to lack of critical care capacity	13.74% 916	38.41% 2,561	47.85% 3,190	6,667
Care for patients with Covid-19 being significantly delayed due to lack of capacity	17.33% 1,156	36.64% 2,444	46.04% 3,071	6,671
Patient safety breaches related to lack of capacity	20.48% 1,364	31.49% 2,097	48.03% 3,198	6,659
Urgent non-Covid care (such as cancer surgery) being cancelled or delayed due to lack of capacity	49.38% 3,290	15.91% 1,060	34.70% 2,312	6,662
Routine non-Covid care being cancelled or delayed due to lack of capacity	77.98% 5,198	4.35% 290	17.67% 1,178	6,666



Within the last month what change, if any, has there been in your ability to see and treat patients in a timely and efficient way, as a result of the following factors?

Answered: 6,649

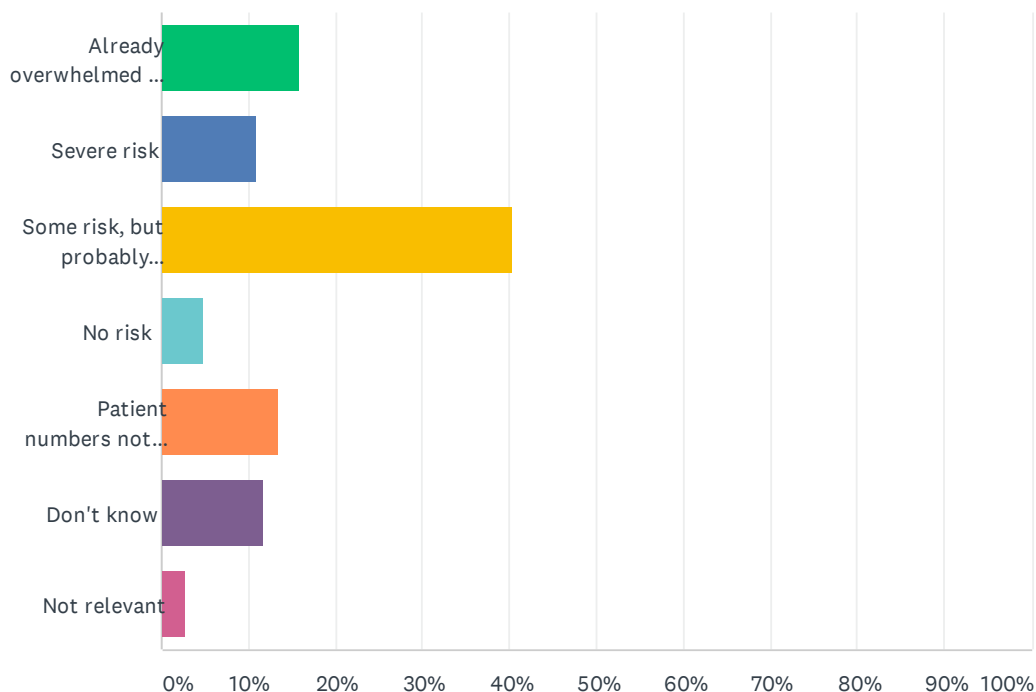




	SIGNIFICANTLY REDUCED ABILITY	SOMEWHAT REDUCED ABILITY	NO CHANGE	SOMEWHAT INCREASED ABILITY	SIGNIFICANTLY INCREASED ABILITY	DON'T KNOW / NOT RELEVANT	TOTAL
Infection control measures put in place due to Covid	16.70% 1,108	37.12% 2,462	30.97% 2,054	1.67% 111	0.59% 39	12.95% 859	6,633
Shortage of hospital beds	20.47% 1,358	24.37% 1,617	19.99% 1,326	0.62% 41	0.21% 14	34.34% 2,278	6,634
Delays in discharging patients into care homes or other community settings	13.81% 915	17.58% 1,165	14.82% 982	1.12% 74	0.38% 25	52.31% 3,467	6,628
Staffing shortages	23.05% 1,526	35.07% 2,321	19.55% 1,294	1.00% 66	0.27% 18	21.06% 1,394	6,619
Lack of access to community diagnostics	13.25% 877	25.94% 1,717	21.71% 1,437	0.51% 34	0.30% 20	38.29% 2,535	6,620
Lack of Independent Sector support	9.43% 624	15.11% 1,000	21.04% 1,393	1.62% 107	0.74% 49	52.07% 3,447	6,620

## What is your estimate of the risk of services being overwhelmed in the next two weeks in your local area due to a rising numbers of patients needing care for Covid-19?

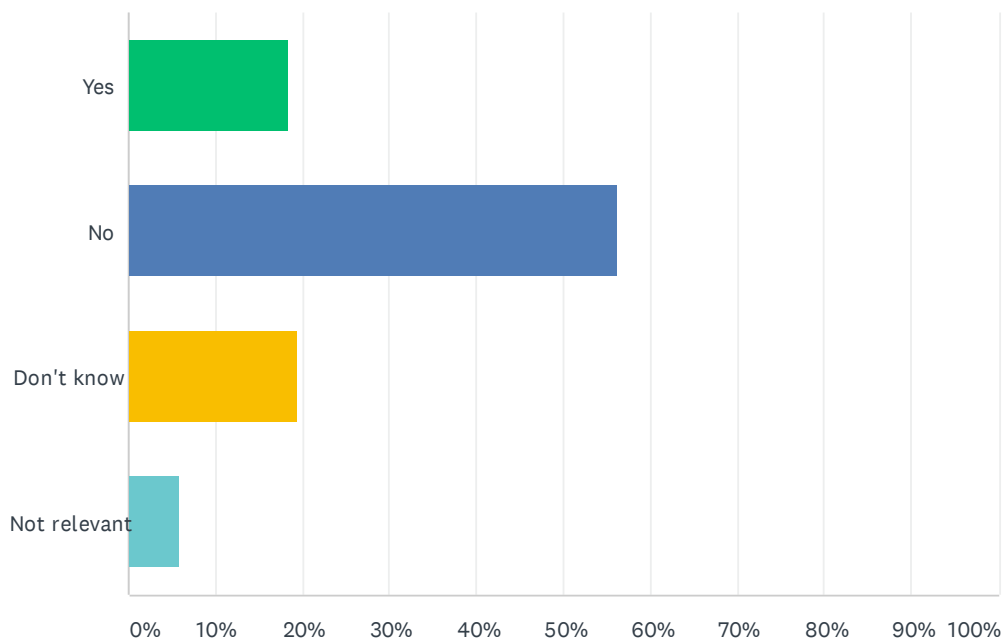
Answered: 6,664



ANSWER CHOICES	RESPONSES	
Already overwhelmed and will remain so	15.94%	1,062
Severe risk	10.85%	723
Some risk, but probably manageable	40.46%	2,696
No risk	4.74%	316
Patient numbers not rising	13.46%	897
Don't know	11.75%	783
Not relevant	2.81%	187
<b>TOTAL</b>		<b>6,664</b>

## Within the last month, have you seen or treated any patients with confirmed or suspected Coronavirus who have previously received a Covid vaccination?

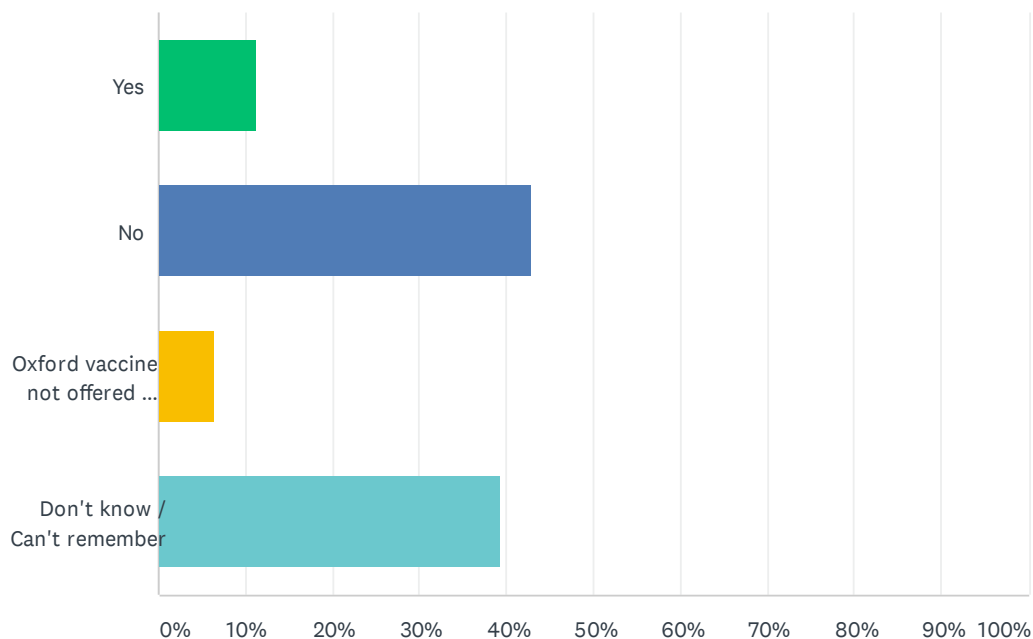
Answered: 6,702



ANSWER CHOICES	RESPONSES	
Yes	18.38%	1,232
No	56.22%	3,768
Don't know	19.55%	1,310
Not relevant	5.85%	392
TOTAL		6,702

## Have any of your patients fallen ill with Covid symptoms more than three weeks since receiving a first dose of the Oxford / AstraZeneca vaccine?

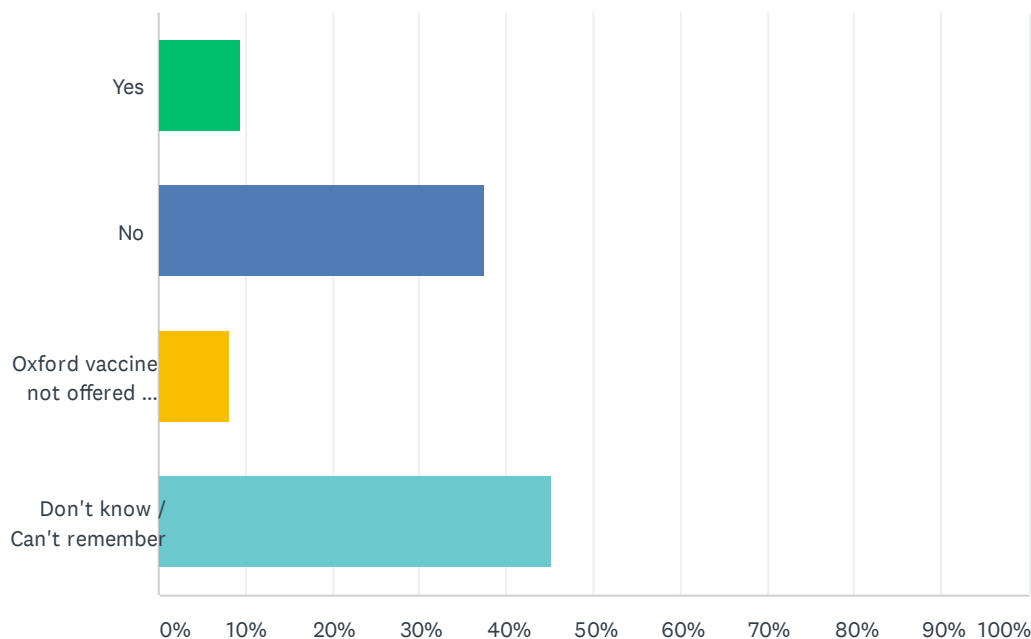
Answered: 1,224



ANSWER CHOICES	RESPONSES	
Yes	11.36%	139
No	42.81%	524
Oxford vaccine not offered to my patients	6.54%	80
Don't know / Can't remember	39.30%	481
TOTAL		1,224

## Have any of your patients fallen ill with Covid symptoms more than one week since receiving a second dose of the Oxford / AstraZeneca vaccine?

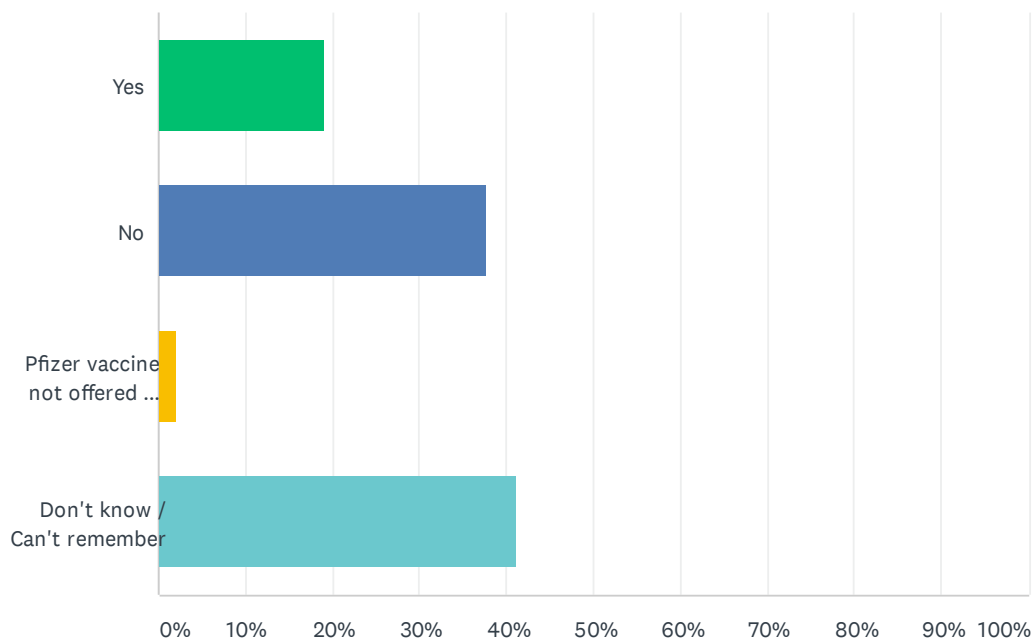
Answered: 1,223



ANSWER CHOICES	RESPONSES	
Yes	9.40%	115
No	37.37%	457
Oxford vaccine not offered to my patients	8.09%	99
Don't know / Can't remember	45.13%	552
TOTAL		1,223

## Have any of your patients fallen ill with Covid symptoms more than three weeks since receiving a first dose of the Pfizer / BioNTech vaccine?

Answered: 1,224

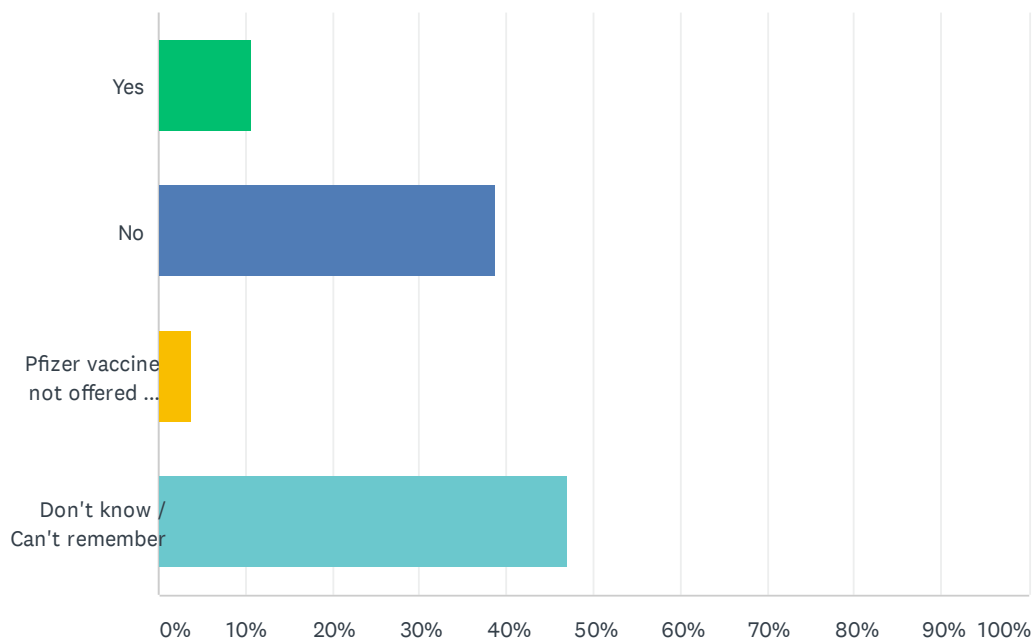


ANSWER CHOICES	RESPONSES	
Yes	19.04%	233
No	37.75%	462
Pfizer vaccine not offered to my patients	2.04%	25
Don't know / Can't remember	41.18%	504
TOTAL		1,224



## Have any of your patients fallen ill with Covid symptoms more than one week since receiving a second dose of the Pfizer / BioNTech vaccine?

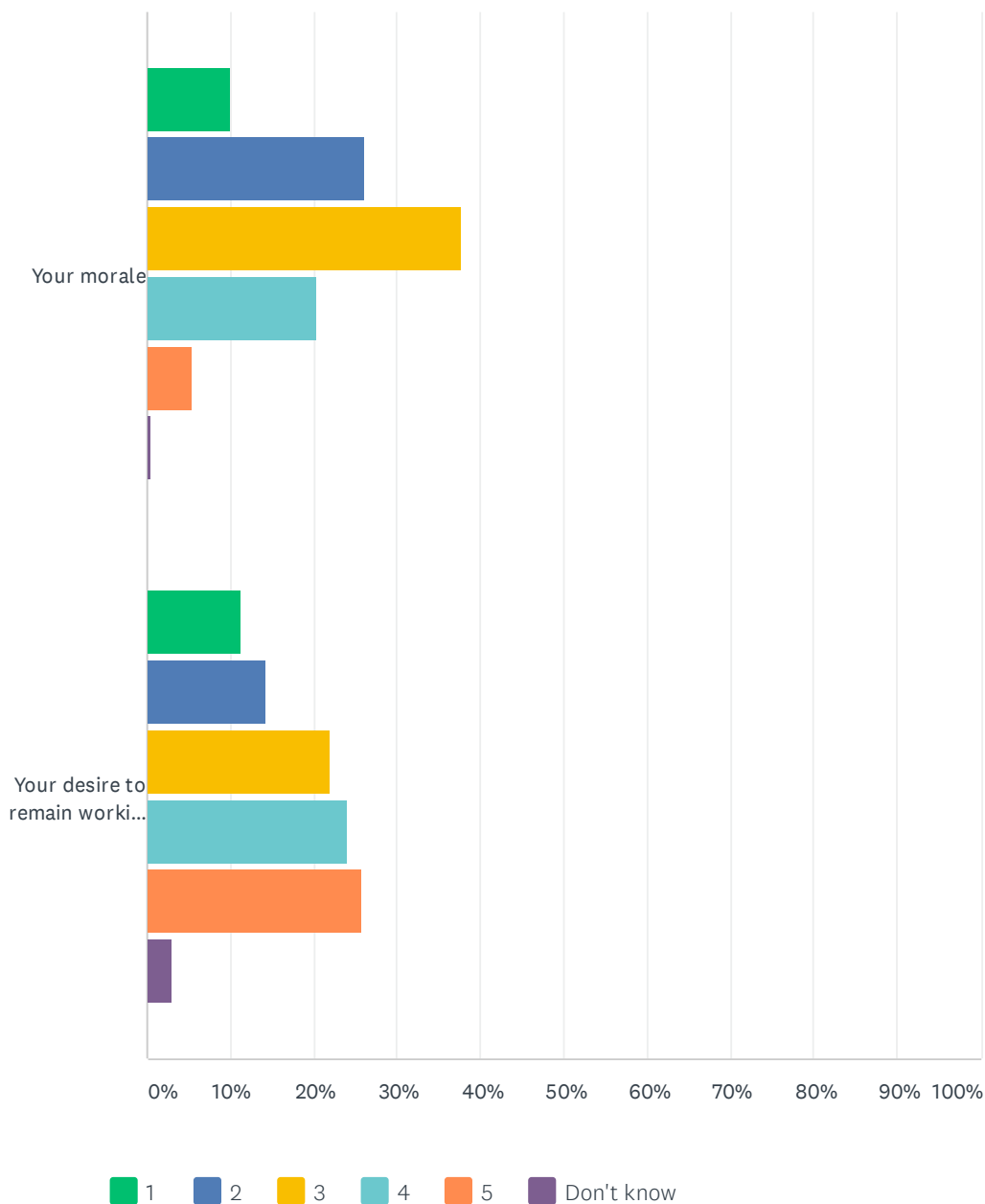
Answered: 1,226



ANSWER CHOICES	RESPONSES	
Yes	10.60%	130
No	38.66%	474
Pfizer vaccine not offered to my patients	3.75%	46
Don't know / Can't remember	46.98%	576
TOTAL		1,226

On a scale of one to five, where 1 equals very low / negative, and 5 equals very high / positive, how would you describe the current level of:

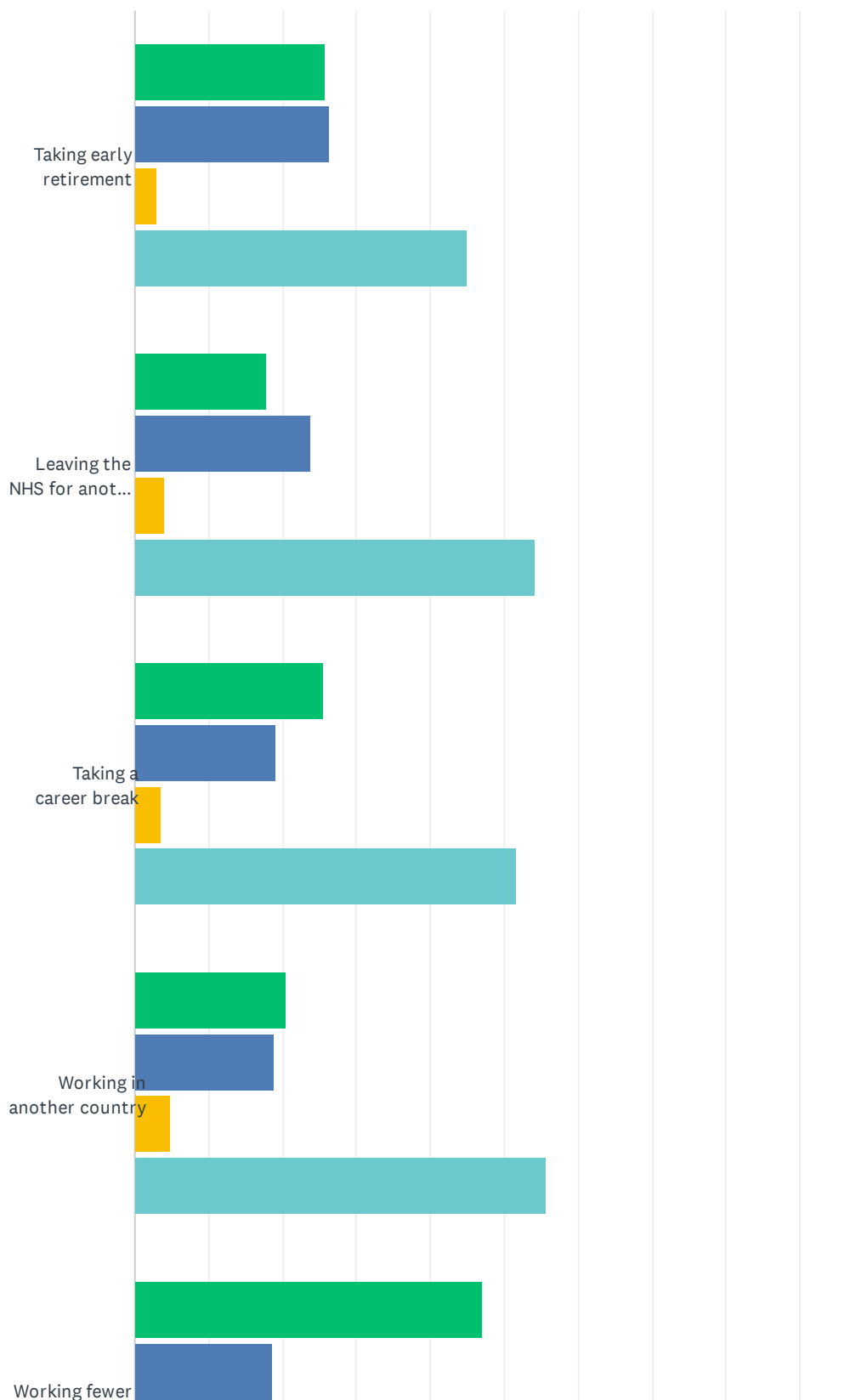
Answered: 6,615

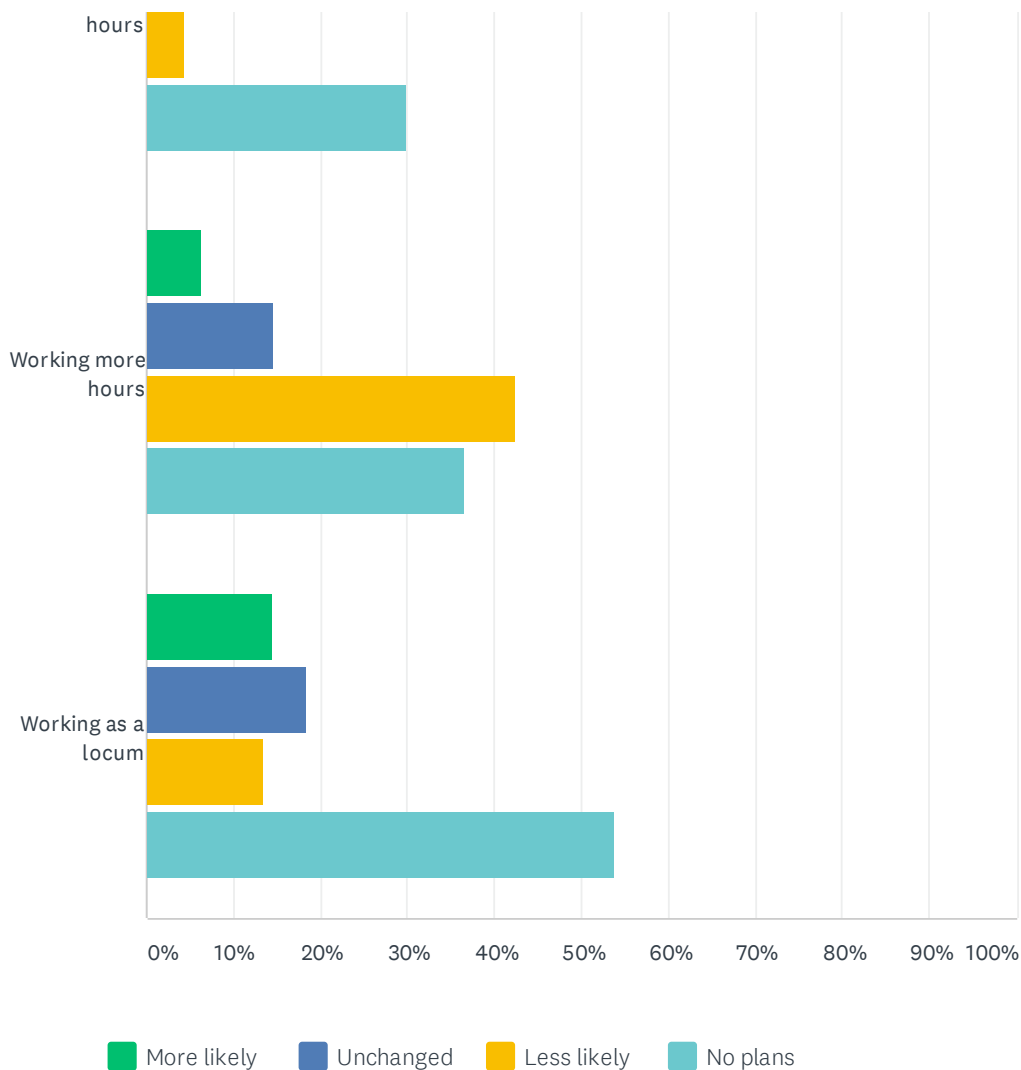


	1	2	3	4	5	DON'T KNOW	TOTAL	WEIGHTED AVERAGE
Your morale	10.02% 631	26.07% 1,642	37.67% 2,373	20.23% 1,274	5.52% 348	0.49% 31	6,299	2.85
Your desire to remain working in the NHS during the next year	11.28% 743	14.15% 932	21.91% 1,443	23.99% 1,580	25.78% 1,698	2.90% 191	6,587	3.40

## How, if at all, have you changed your career plans for the next year in the following areas?

Answered: 6,612

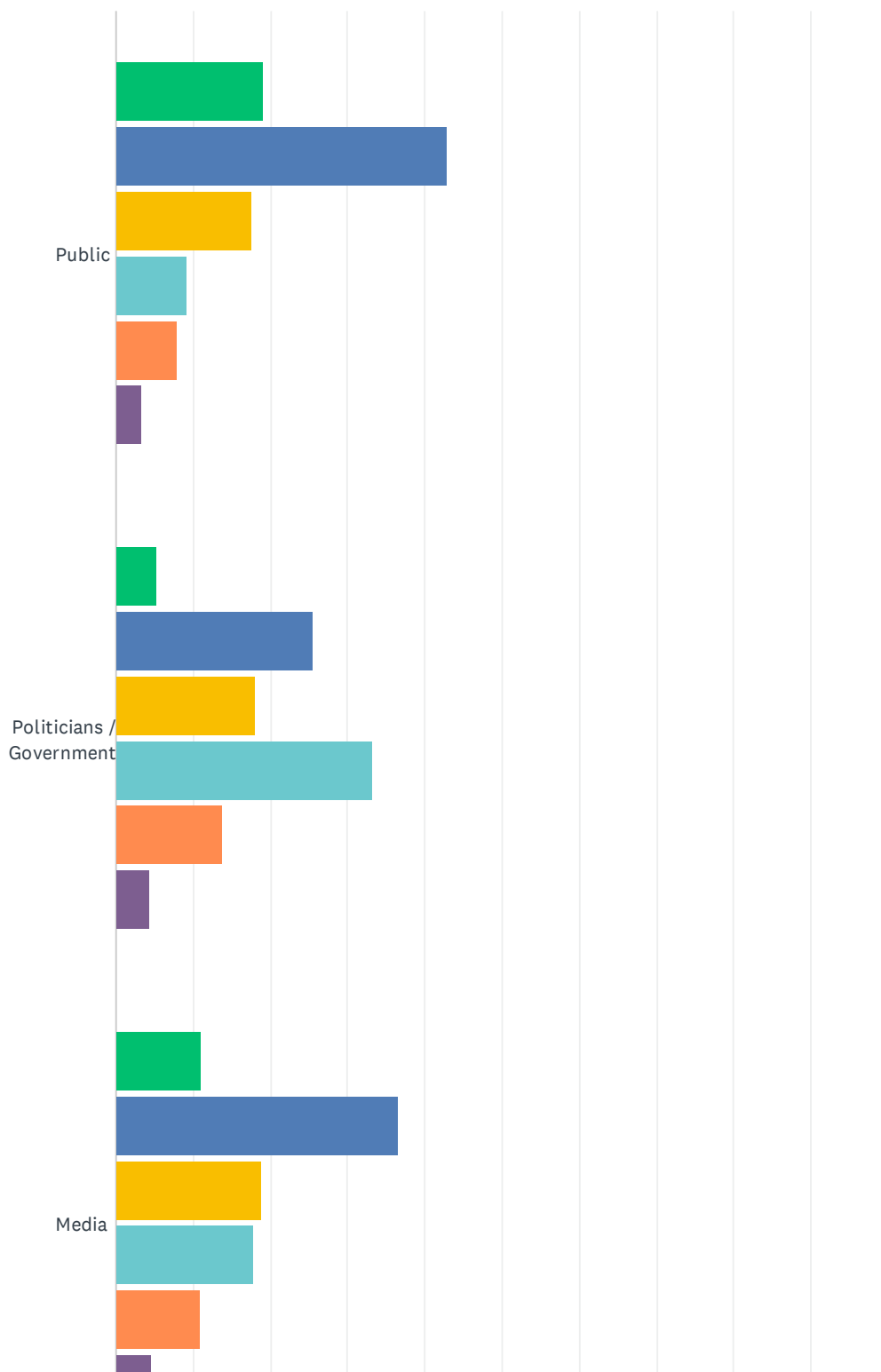


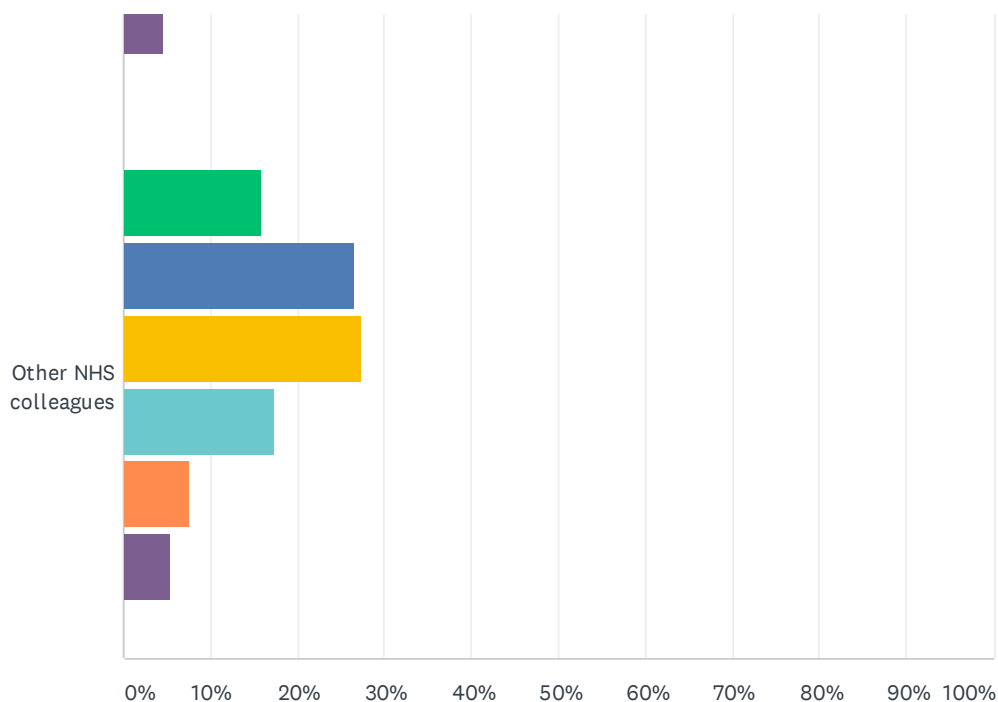


	MORE LIKELY	UNCHANGED	LESS LIKELY	NO PLANS	TOTAL
Taking early retirement	25.77% 1,696	26.33% 1,733	2.84% 187	45.06% 2,966	6,582
Leaving the NHS for another career	17.84% 1,173	23.86% 1,569	4.02% 264	54.28% 3,569	6,575
Taking a career break	25.62% 1,685	19.10% 1,256	3.53% 232	51.75% 3,403	6,576
Working in another country	20.60% 1,357	18.86% 1,242	4.89% 322	55.65% 3,665	6,586
Working fewer hours	47.09% 3,103	18.63% 1,228	4.29% 283	29.98% 1,976	6,590
Working more hours	6.25% 410	14.70% 964	42.40% 2,780	36.64% 2,402	6,556
Working as a locum	14.54% 957	18.35% 1,208	13.32% 877	53.78% 3,540	6,582

Since the beginning of the pandemic, how well do you feel you and your colleagues have been valued by these different groups for the enormous contributions that doctors have made during the Covid-19 pandemic?

Answered: 6,608



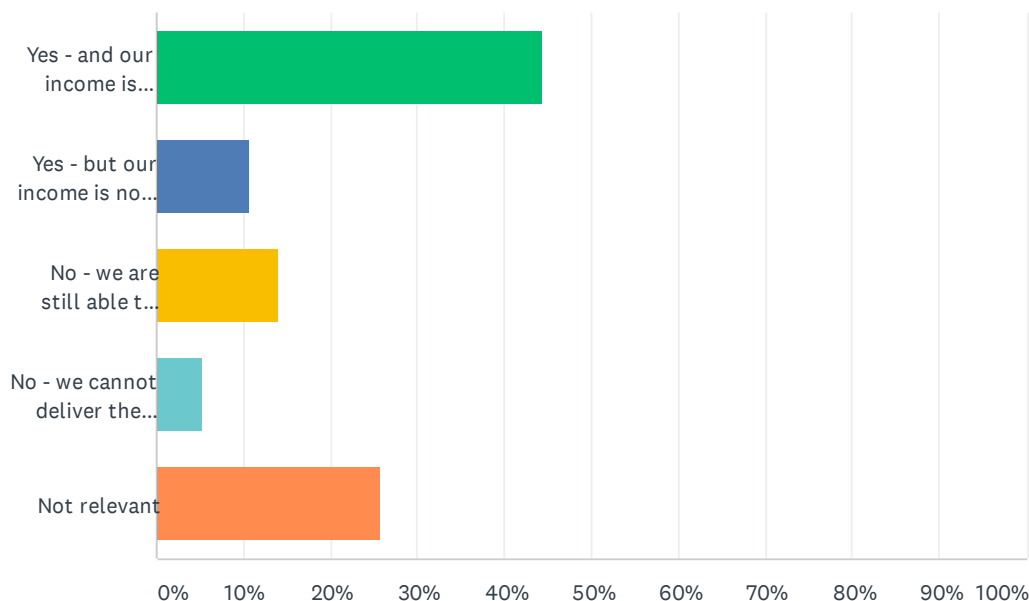


■ Significantly 
 ■ To an extent and more than before the pandemic 
 ■ To an extent but no more than before the pandemic 
 ■ Not significantly / Not at all 
 ■ Now less valued than before the pandemic 
 ■ Not sure

	SIGNIFICANTLY	TO AN EXTENT AND MORE THAN BEFORE THE PANDEMIC	TO AN EXTENT BUT NO MORE THAN BEFORE THE PANDEMIC	NOT SIGNIFICANTLY / NOT AT ALL	NOW LESS VALUED THAN BEFORE THE PANDEMIC	NOT SURE	TOTAL
Public	19.14% 1,263	42.85% 2,828	17.53% 1,157	9.24% 610	7.97% 526	3.26% 215	6,599
Politicians / Government	5.13% 339	25.46% 1,681	18.07% 1,193	33.18% 2,191	13.81% 912	4.35% 287	6,603
Media	11.12% 733	36.57% 2,411	18.87% 1,244	17.79% 1,173	10.97% 723	4.69% 309	6,593
Other NHS colleagues	15.83% 1,044	26.56% 1,752	27.38% 1,806	17.30% 1,141	7.47% 493	5.47% 361	6,597

## Have NHS Health Checks and other local enhanced services (LES) been suspended for your practice?

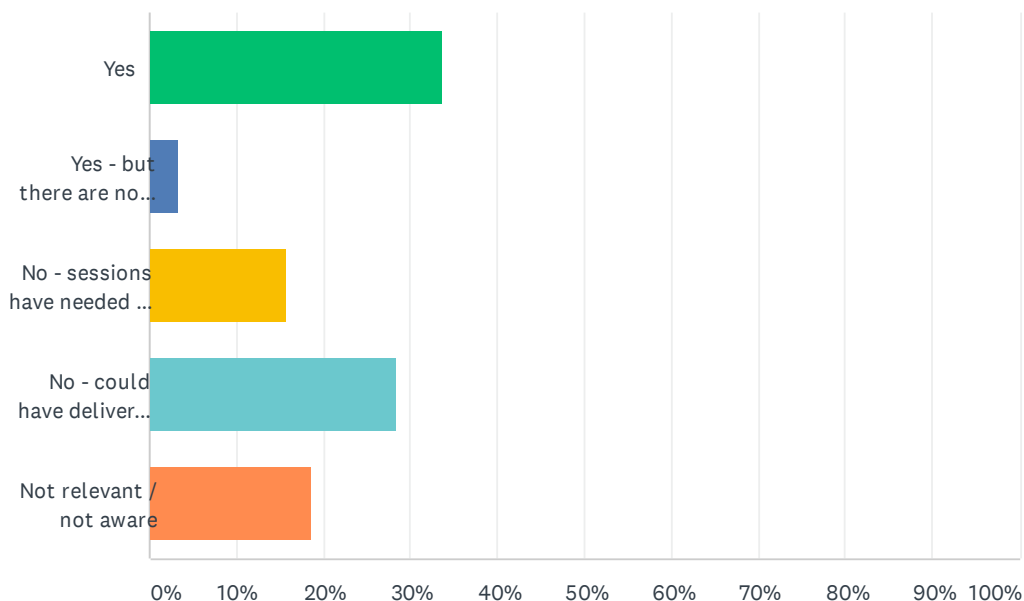
Answered: 2,216



ANSWER CHOICES	RESPONSES	
Yes - and our income is protected	44.36%	983
Yes - but our income is not protected	10.69%	237
No - we are still able to deliver the services	14.08%	312
No - we cannot deliver the services currently	5.14%	114
Not relevant	25.72%	570
TOTAL		2,216

## Are your local community vaccination sites receiving regular and sufficient supplies of Covid-19 vaccinations?

Answered: 2,252



ANSWER CHOICES	RESPONSES	
Yes	33.66%	758
Yes - but there are not sufficient staff to deliver	3.42%	77
No - sessions have needed to be rearranged due to failed deliveries	15.76%	355
No - could have delivered more with greater supply	28.46%	641
Not relevant / not aware	18.69%	421
TOTAL		2,252