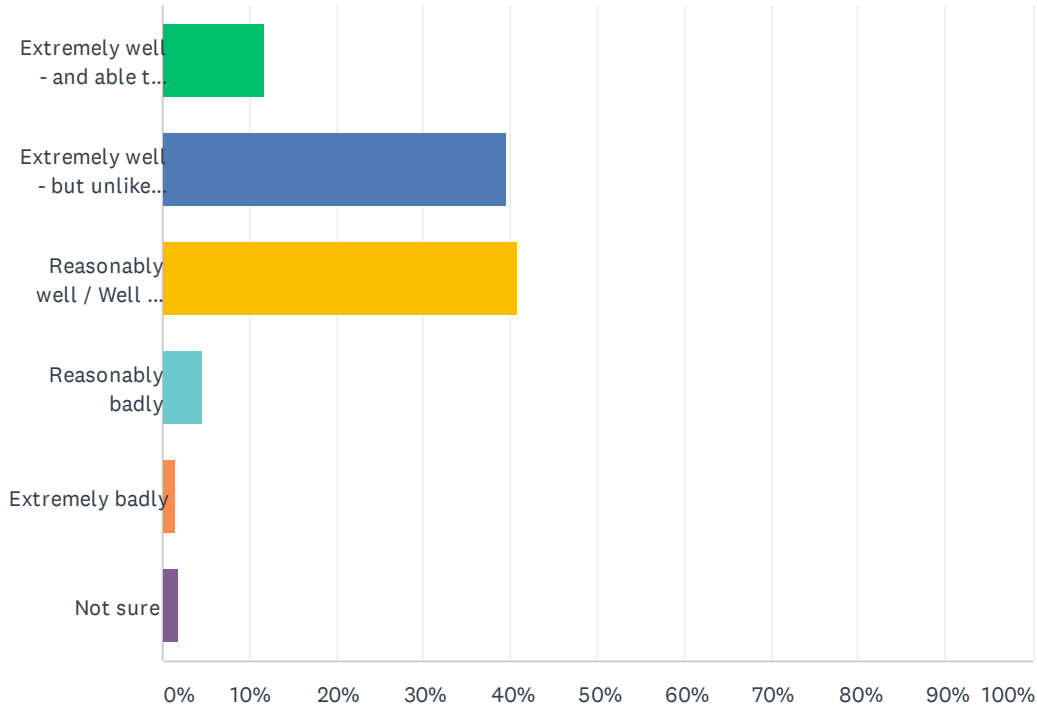


## In the nine months since the beginning of the pandemic, how well do you think you and your colleagues have coped given the enormous impact Covid-19 has had on the health service?

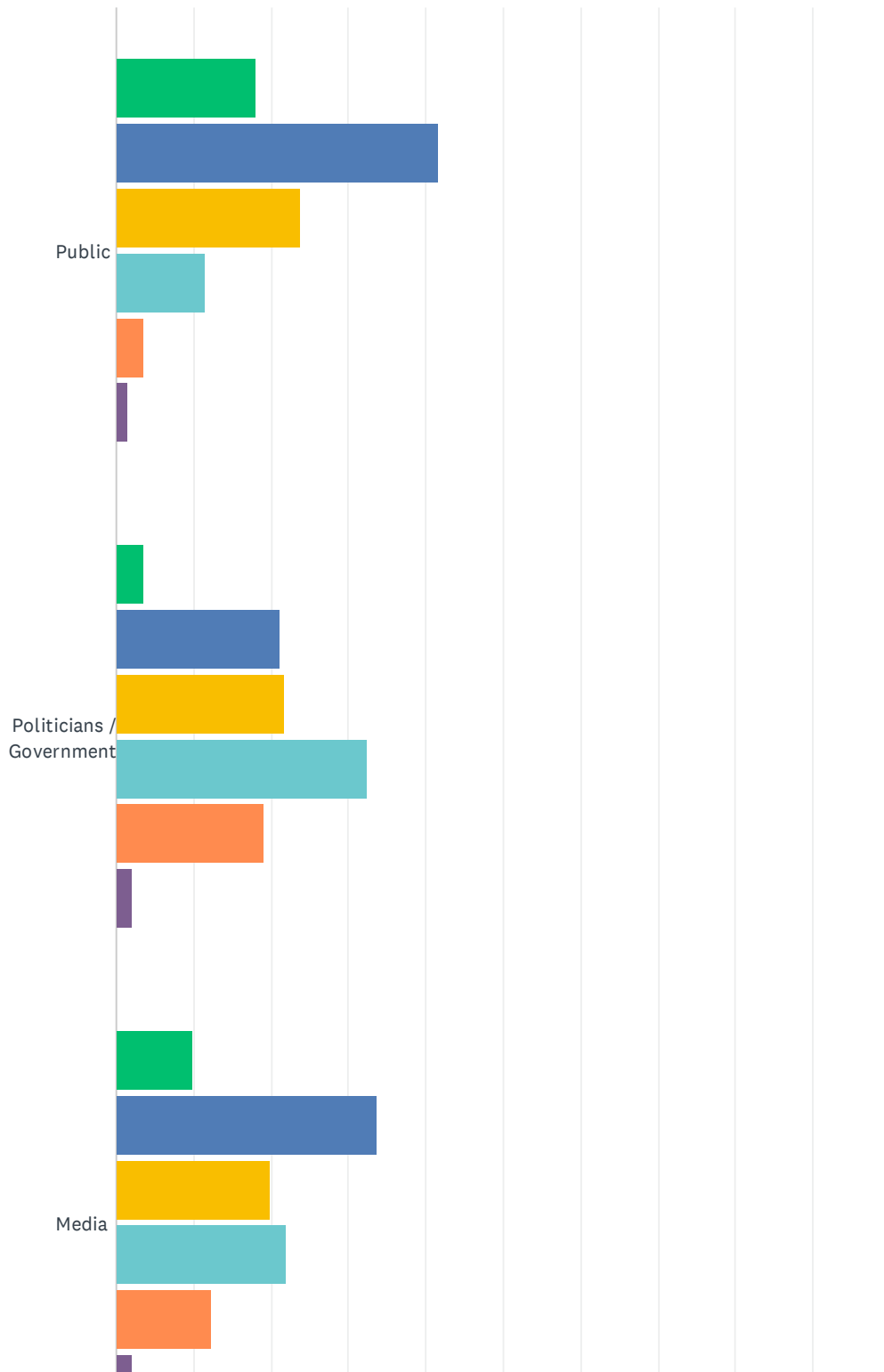
Answered: 7,315

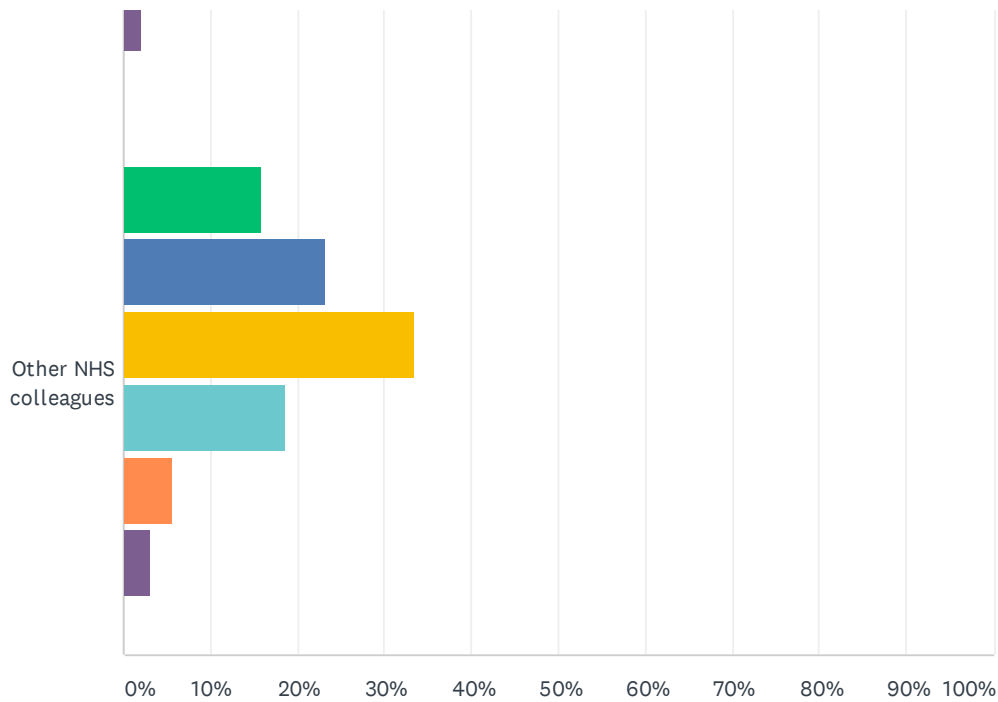


ANSWER CHOICES	RESPONSES	
Extremely well - and able to continue doing so	11.74%	859
Extremely well - but unlikely to be able to continue indefinitely	39.47%	2,887
Reasonably well / Well in places	40.78%	2,983
Reasonably badly	4.66%	341
Extremely badly	1.54%	113
Not sure	1.80%	132
<b>TOTAL</b>		<b>7,315</b>

# In the nine months since the beginning of the pandemic, how well do you feel you and your colleagues have been valued by these different groups for the enormous contributions that doctors have made during the Covid-19 pandemic?

Answered: 7,322



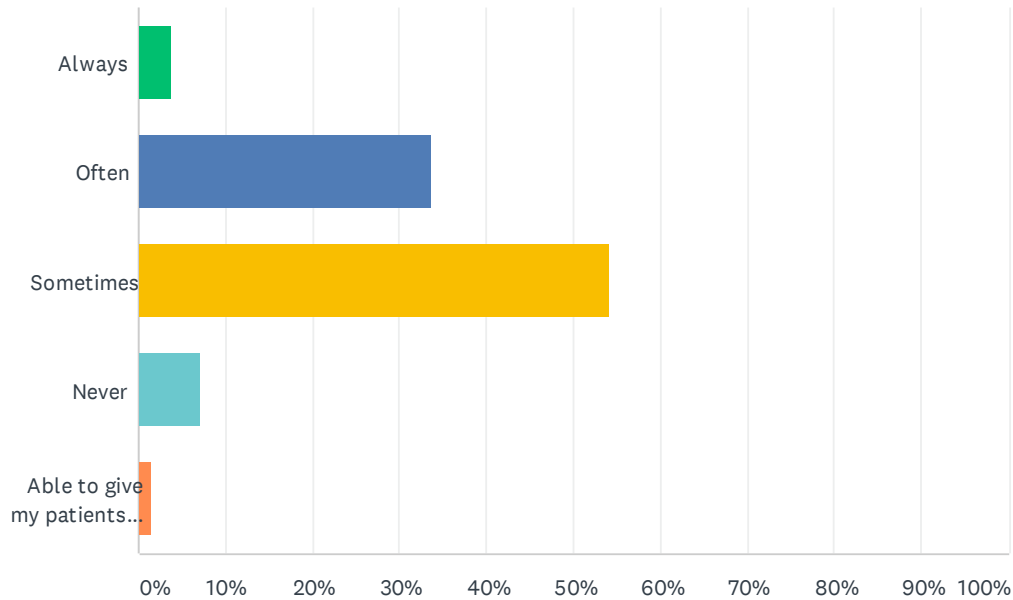


■ Significantly   
 ■ To an extent and more than before the pandemic  
■ To an extent but no more than before the pandemic   
 ■ Not significantly  
■ Not at all   
 ■ Not sure

	SIGNIFICANTLY	TO AN EXTENT AND MORE THAN BEFORE THE PANDEMIC	TO AN EXTENT BUT NO MORE THAN BEFORE THE PANDEMIC	NOT SIGNIFICANTLY	NOT AT ALL	NOT SURE	TOTAL
Public	18.01% 1,316	41.60% 3,040	23.86% 1,744	11.51% 841	3.46% 253	1.56% 114	7,308
Politicians / Government	3.60% 263	21.13% 1,545	21.85% 1,598	32.33% 2,364	19.06% 1,394	2.04% 149	7,313
Media	9.91% 724	33.74% 2,465	19.90% 1,454	21.97% 1,605	12.28% 897	2.19% 160	7,305
Other NHS colleagues	15.83% 1,158	23.25% 1,700	33.45% 2,446	18.61% 1,361	5.66% 414	3.20% 234	7,313

Please indicate which of the following answers best reflects your experience during the nine months of the pandemic. I have felt unable to give my patients the right care at the right time during the pandemic

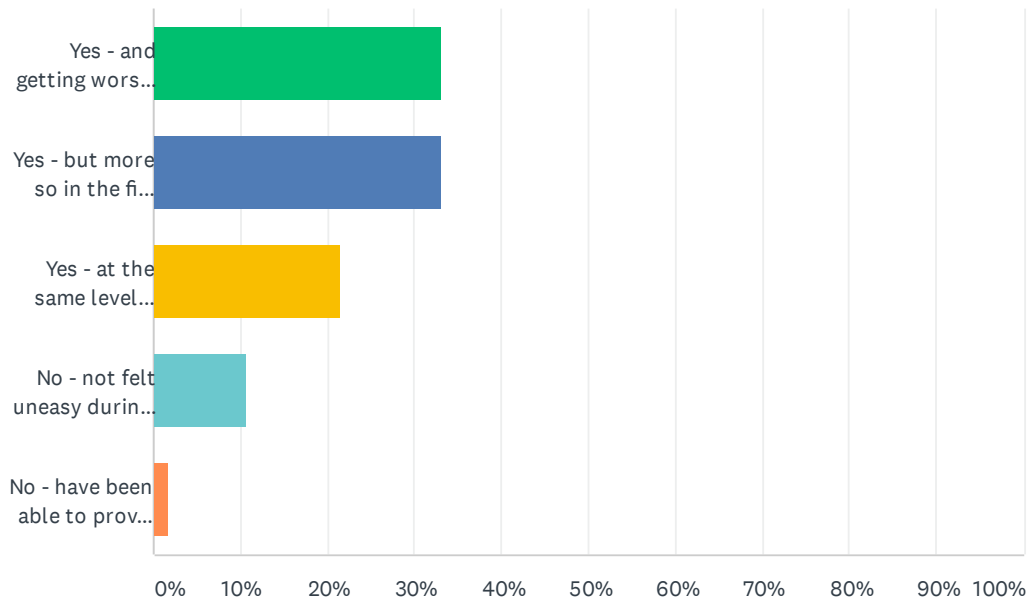
Answered: 6,567



ANSWER CHOICES	RESPONSES	
Always	3.85%	253
Often	33.59%	2,206
Sometimes	54.13%	3,555
Never	7.02%	461
Able to give my patients better care	1.40%	92
<b>TOTAL</b>		<b>6,567</b>

## I have felt uneasy that I cannot provide care to the standard I would like during the pandemic

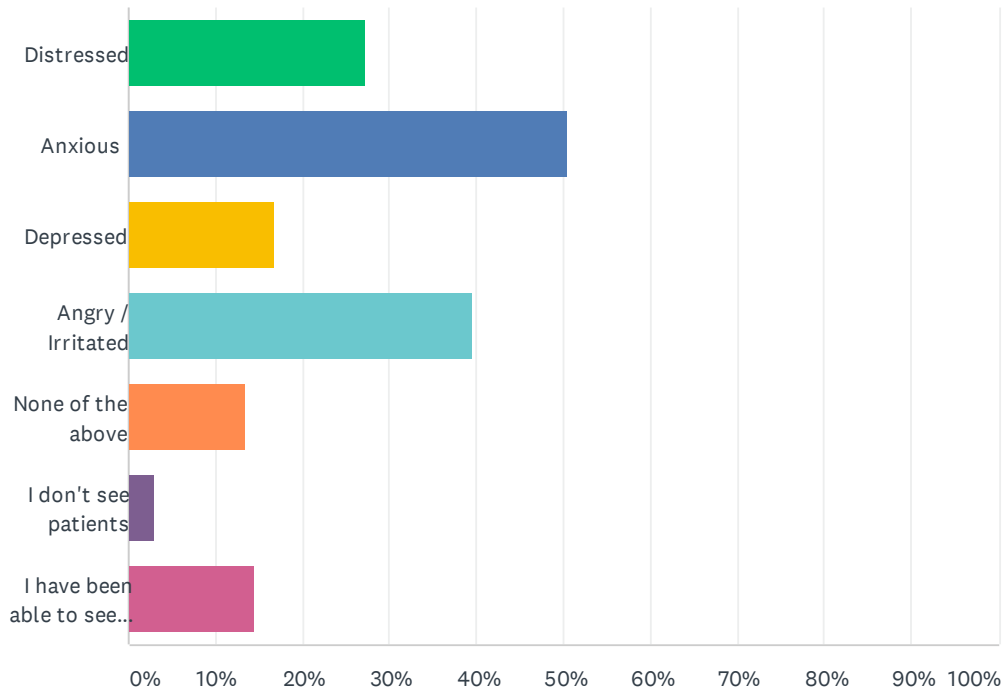
Answered: 6,563



ANSWER CHOICES	RESPONSES	
Yes - and getting worse since October	33.14%	2,175
Yes - but more so in the first peak	32.99%	2,165
Yes - at the same level since March	21.48%	1,410
No - not felt uneasy during the pandemic	10.68%	701
No - have been able to provide better standard of care	1.71%	112
<b>TOTAL</b>		<b>6,563</b>

## Being unable to see and treat patients at the appropriate time in my clinical setting or for procedures during the pandemic has made me feel these ways (please tick all that apply)

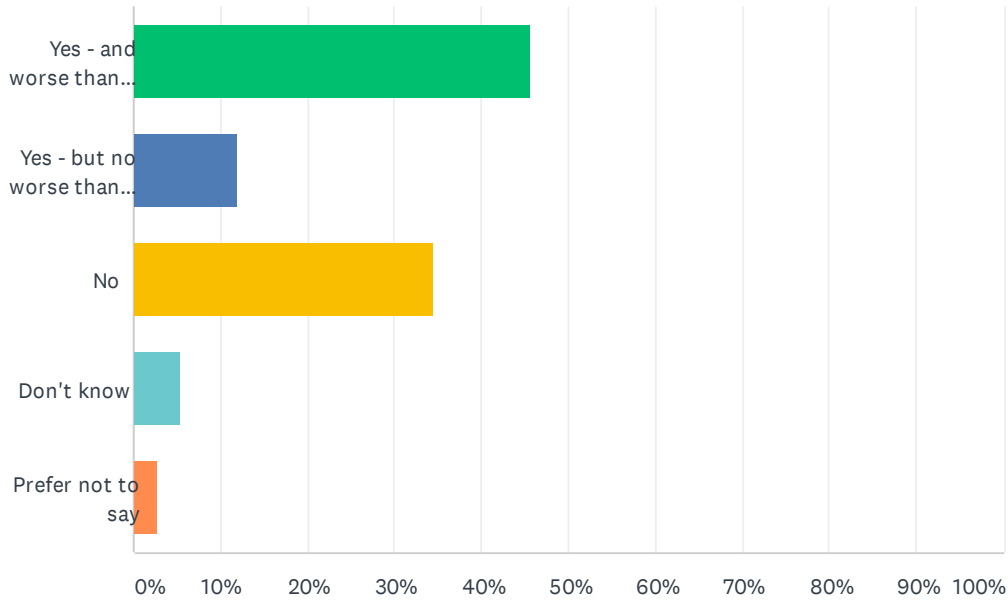
Answered: 6,573



ANSWER CHOICES	RESPONSES	
Distressed	27.28%	1,793
Anxious	50.37%	3,311
Depressed	16.83%	1,106
Angry / Irritated	39.49%	2,596
None of the above	13.34%	877
I don't see patients	3.03%	199
I have been able to see patients at the appropriate time	14.48%	952
Total Respondents: 6,573		

During this pandemic, do you consider that you are currently suffering from any of depression, anxiety, stress, burnout, emotional distress or other mental health condition relating to or made worse by your work or study?

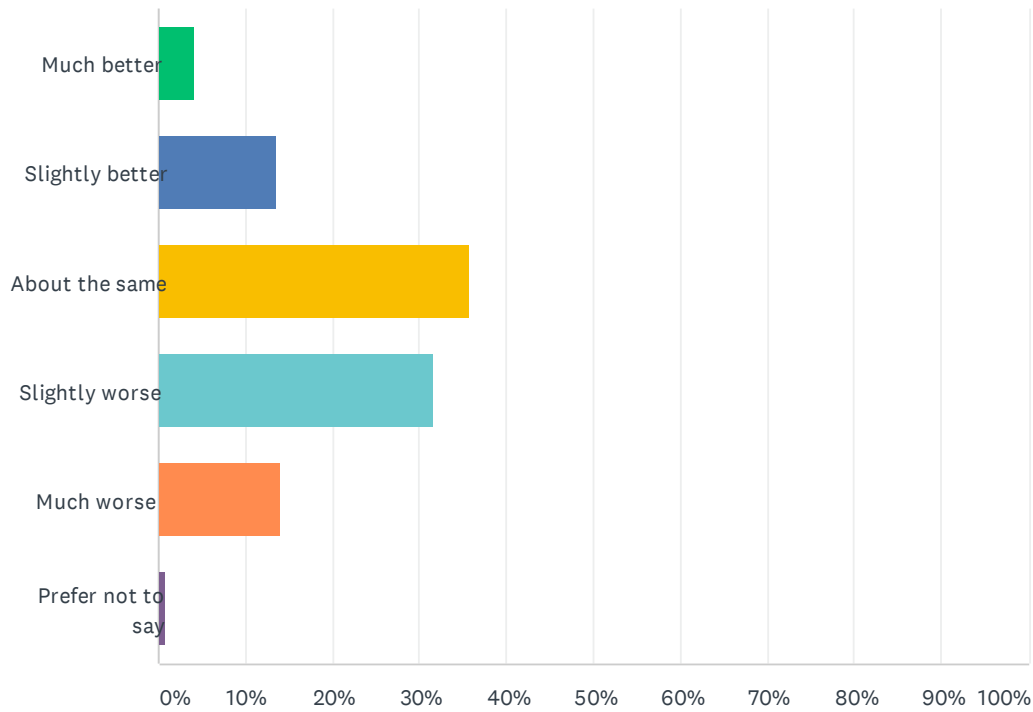
Answered: 7,067



ANSWER CHOICES	RESPONSES	
Yes - and worse than before the start of the pandemic	45.69%	3,229
Yes - but no worse than before the start of the pandemic	11.86%	838
No	34.43%	2,433
Don't know	5.38%	380
Prefer not to say	2.65%	187
<b>TOTAL</b>		<b>7,067</b>

## How does your current level of health and wellbeing compare with that during the first wave of the pandemic?

Answered: 7,069

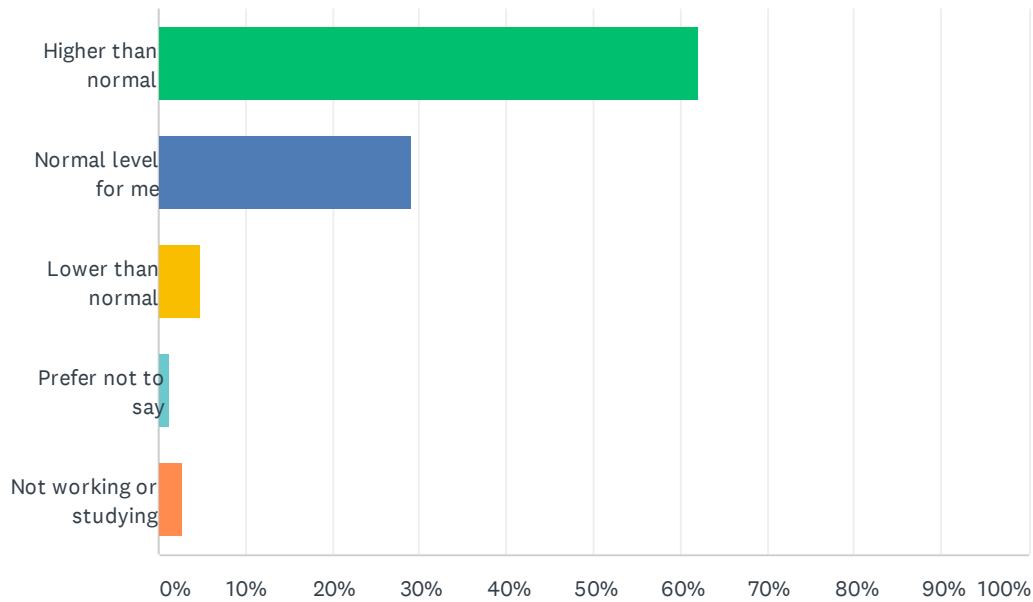


ANSWER CHOICES	RESPONSES
Much better	4.17% 295
Slightly better	13.51% 955
About the same	35.86% 2,535
Slightly worse	31.62% 2,235
Much worse	14.00% 990
Prefer not to say	0.83% 59
<b>TOTAL</b>	<b>7,069</b>



## How would you describe your current level of fatigue or exhaustion from working or studying during this pandemic?

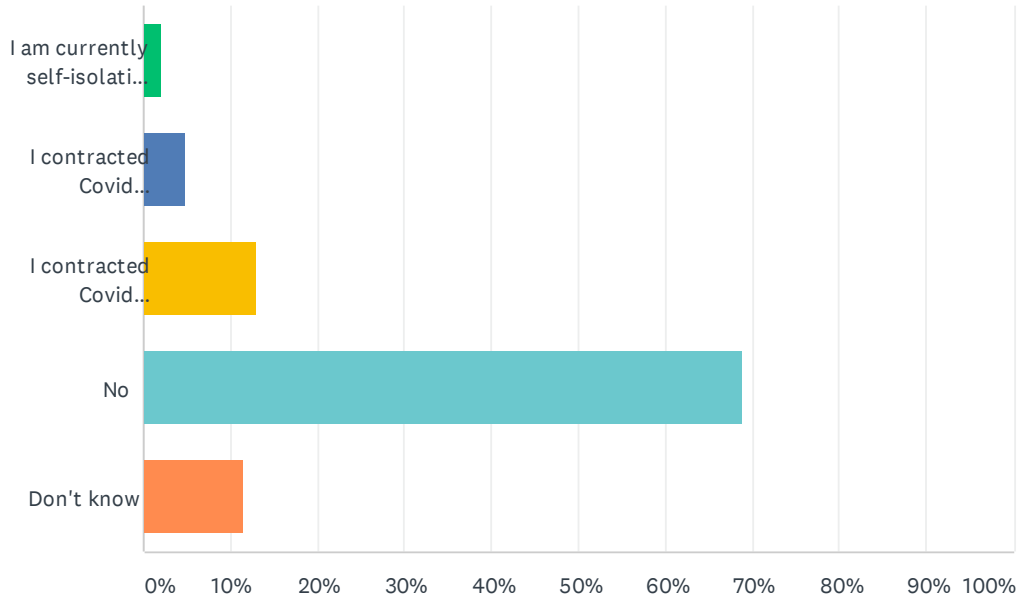
Answered: 7,068



ANSWER CHOICES	RESPONSES	
Higher than normal	62.20%	4,396
Normal level for me	29.02%	2,051
Lower than normal	4.90%	346
Prefer not to say	1.17%	83
Not working or studying	2.72%	192
TOTAL		7,068

## Have you personally contracted Coronavirus?

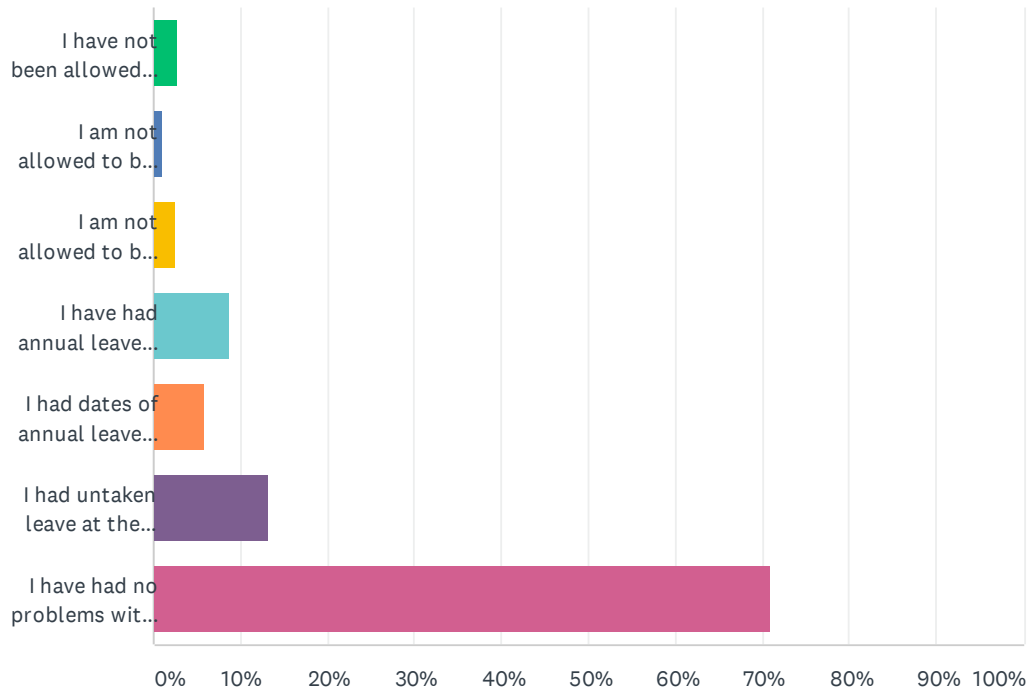
Answered: 7,077



ANSWER CHOICES	RESPONSES	
I am currently self-isolating as a result of personally contracting Covid	2.08%	147
I contracted Covid previously, and am suffering from continuing symptoms several weeks after the start of my Covid symptoms	4.73%	335
I contracted Covid previously, but I am now fully recovered	13.03%	922
No	68.74%	4,865
Don't know	11.42%	808
<b>TOTAL</b>		<b>7,077</b>

## Which, if any, problems have you experienced when booking or taking annual leave during the winter months / the second wave of the pandemic (from October)?

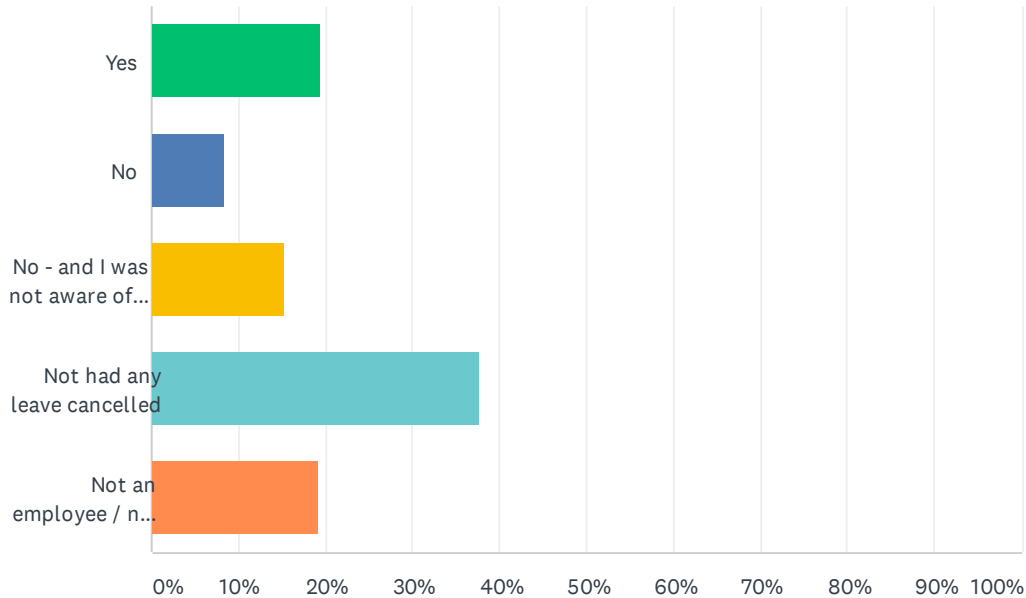
Answered: 6,335



ANSWER CHOICES	RESPONSES	
I have not been allowed to book annual leave from October until the end of the year	2.67%	169
I am not allowed to book annual leave during January to March 2021	0.98%	62
I am not allowed to book any annual leave at the moment	2.51%	159
I have had annual leave cancelled	8.76%	555
I had dates of annual leave allocated at a time not of my choosing	5.79%	367
I had untaken leave at the end of my leave period (e.g. rotation)	13.15%	833
I have had no problems with booking and taking all the leave I wanted	70.88%	4,490
Total Respondents: 6,335		

Temporary statutory rules introduced by the Government mean that employees who were unable to take their annual leave entitlement due to Covid-19, can carry over up to 20 days (pro-rated for part-time staff) of annual leave over a two-year period. If as a result of Covid-19 pressure you had your leave cancelled, has your employer followed these temporary statutory rules which allow you to carry over any untaken leave?

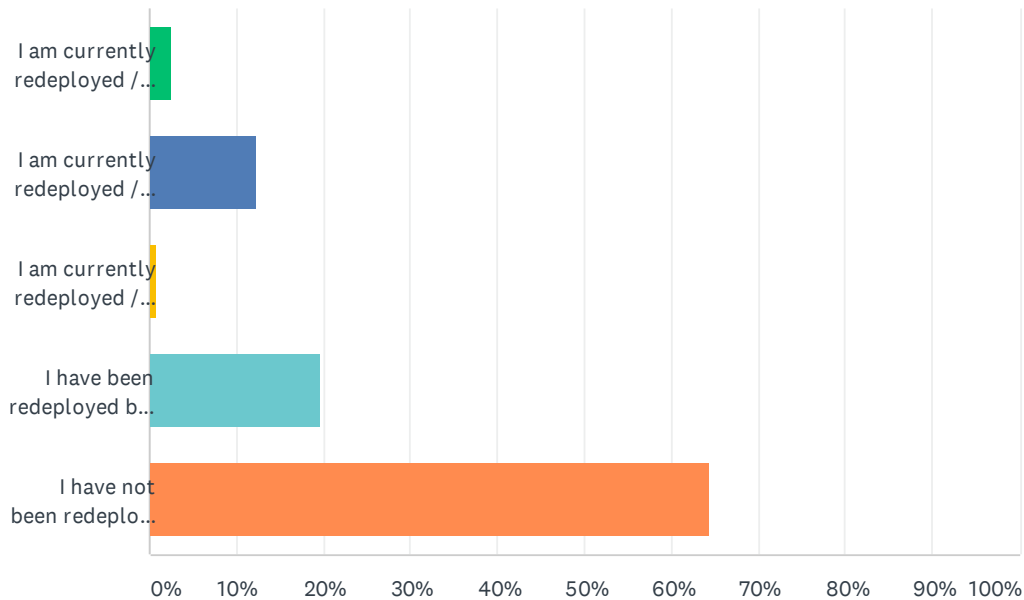
Answered: 6,455



ANSWER CHOICES	RESPONSES	
Yes	19.49%	1,258
No	8.35%	539
No - and I was not aware of these rules	15.27%	986
Not had any leave cancelled	37.60%	2,427
Not an employee / not relevant	19.29%	1,245
<b>TOTAL</b>		<b>6,455</b>

If, as a result of Covid, you have been redeployed into a different role/ location, or had changes to your rotas / working hours within your normal role, please indicate which of the statements best applies to your current situation

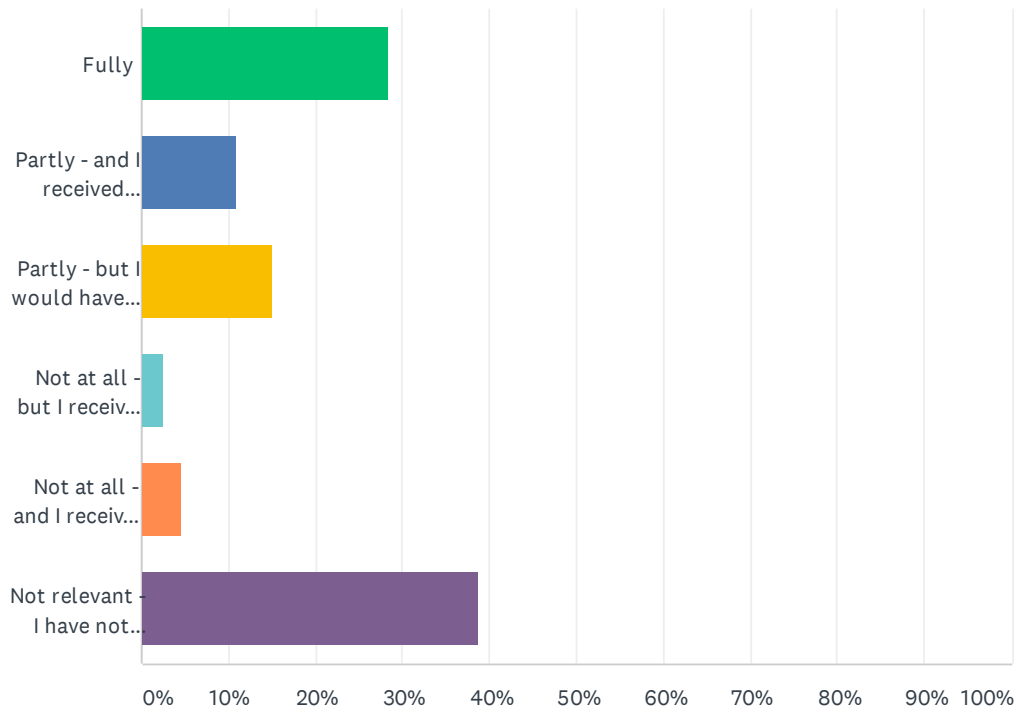
Answered: 4,083



ANSWER CHOICES	RESPONSES	
I am currently redeployed / working changed rotas, with an agreed return date to my normal role	2.55%	104
I am currently redeployed / working changed rotas, but with no agreed end point	12.39%	506
I am currently redeployed / working changed rotas and have had a request to return to my normal role refused	0.93%	38
I have been redeployed but have now returned to my normal role	19.62%	801
I have not been redeployed / changed my rotas	64.51%	2,634
<b>TOTAL</b>		<b>4,083</b>

## To what extent are your skills and experience relevant in allowing you to deliver any additional / different work safely and effectively?

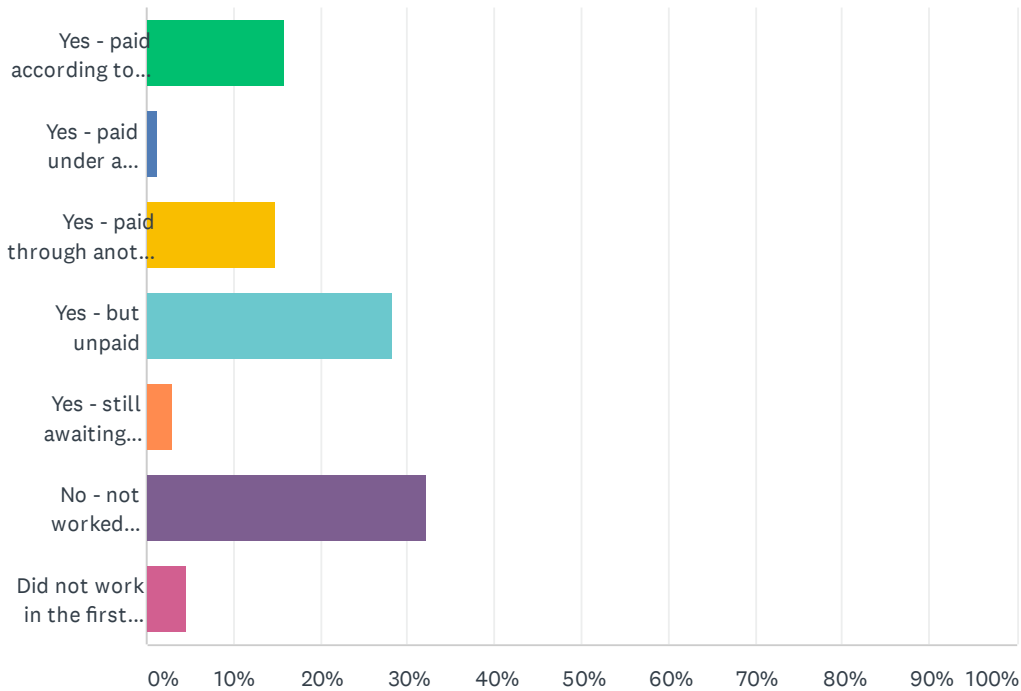
Answered: 4,105



ANSWER CHOICES	RESPONSES
Fully	28.38% 1,165
Partly - and I received suitable training / induction	10.86% 446
Partly - but I would have liked more training / induction	15.10% 620
Not at all - but I received suitable training / induction	2.48% 102
Not at all - and I received no / insufficient training / induction	4.56% 187
Not relevant - I have not changed roles / worked additional hours	38.61% 1,585
TOTAL	4,105

## In the first wave of the pandemic (March - September) have you undertaken additional hours' work over and above your contractual requirement as part of the response to Covid?

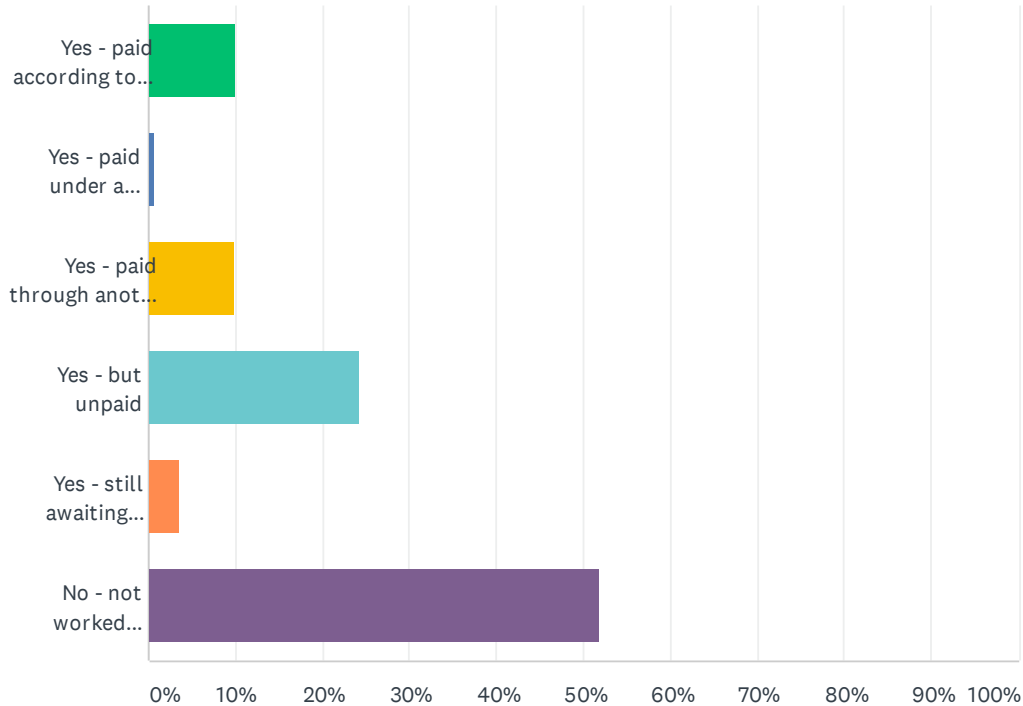
Answered: 6,373



ANSWER CHOICES	RESPONSES
Yes - paid according to my contract	15.91% 1,014
Yes - paid under a national agreement (Wales)	1.35% 86
Yes - paid through another contract / local arrangement	14.89% 949
Yes - but unpaid	28.20% 1,797
Yes - still awaiting payment	2.87% 183
No - not worked additional hours	32.14% 2,048
Did not work in the first wave	4.64% 296
TOTAL	6,373

## In the second wave of the pandemic (from October) / winter season have you undertaken additional hours' work over and above your contractual requirement as part of the response to Covid?

Answered: 6,360

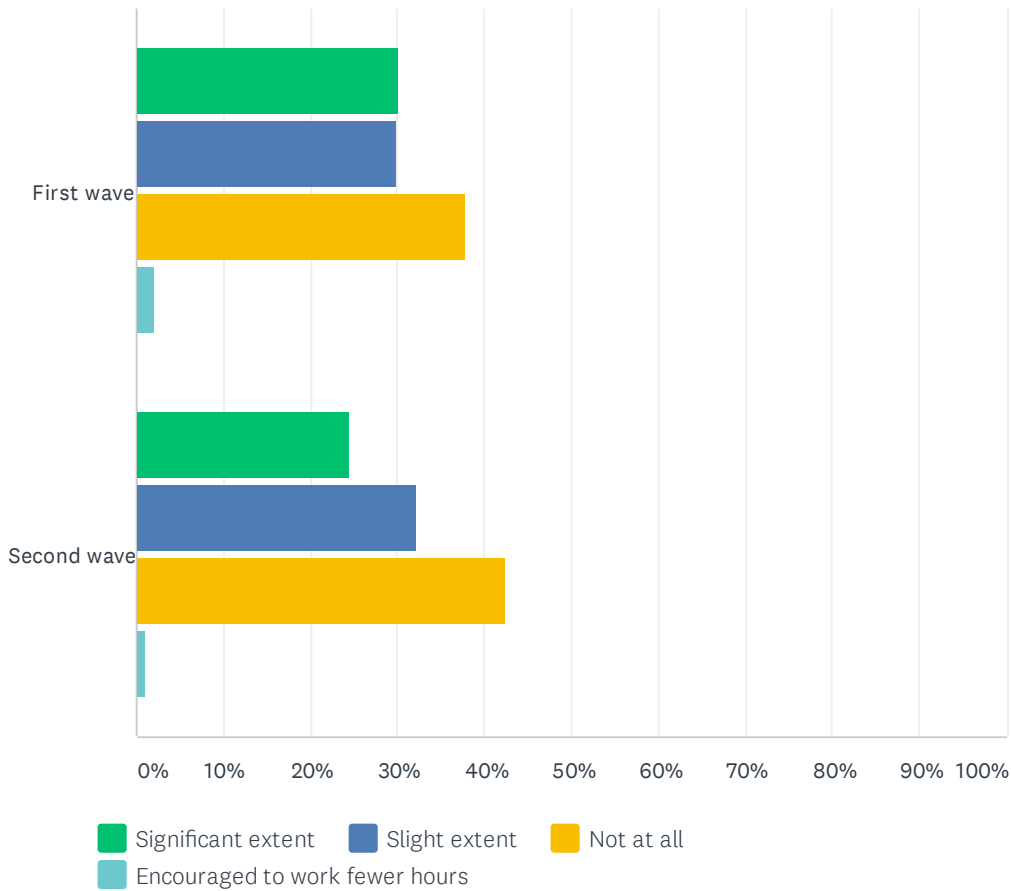


ANSWER CHOICES	RESPONSES	
Yes - paid according to my contract	10.05%	639
Yes - paid under a national agreement (Wales)	0.55%	35
Yes - paid through another contract / local arrangement	9.76%	621
Yes - but unpaid	24.28%	1,544
Yes - still awaiting payment	3.57%	227
No - not worked additional hours	51.79%	3,294
<b>TOTAL</b>		<b>6,360</b>



## To what extent have you felt pressured to work additional hours (regardless of whether you actually did so)?

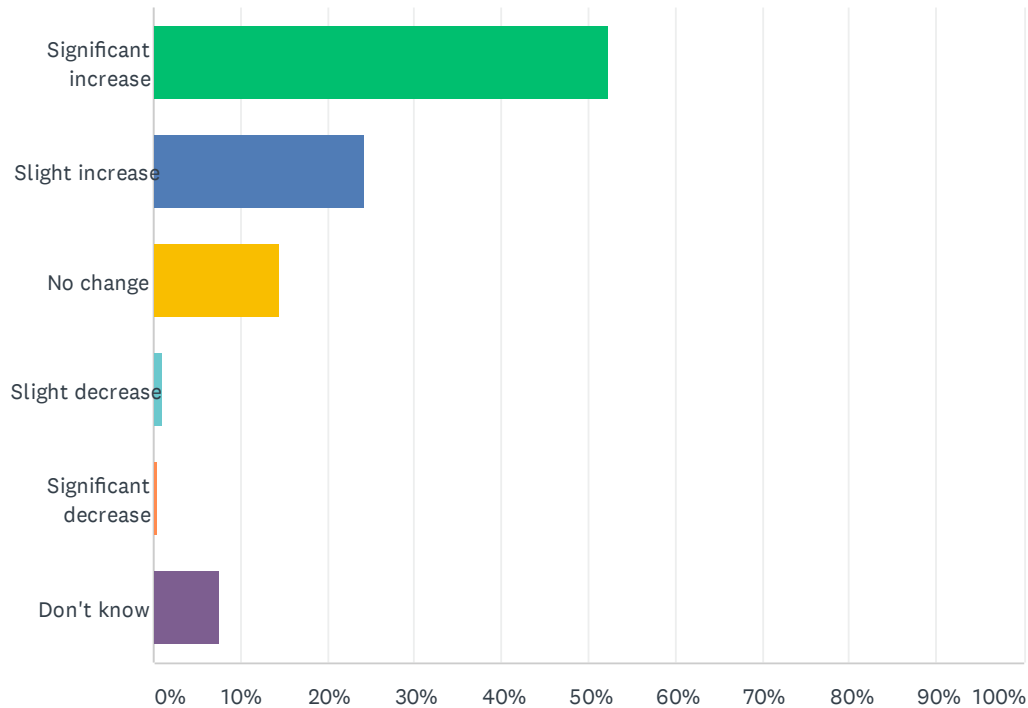
Answered: 6,369



	SIGNIFICANT EXTENT	SLIGHT EXTENT	NOT AT ALL	ENCOURAGED TO WORK FEWER HOURS	TOTAL
First wave	30.04% 1,876	29.97% 1,872	37.96% 2,371	2.03% 127	6,246
Second wave	24.38% 1,543	32.14% 2,034	42.42% 2,685	1.06% 67	6,329

## To what extent do you expect your workload to change in the weeks immediately following the Christmas 'relaxation' period as proposed by government?

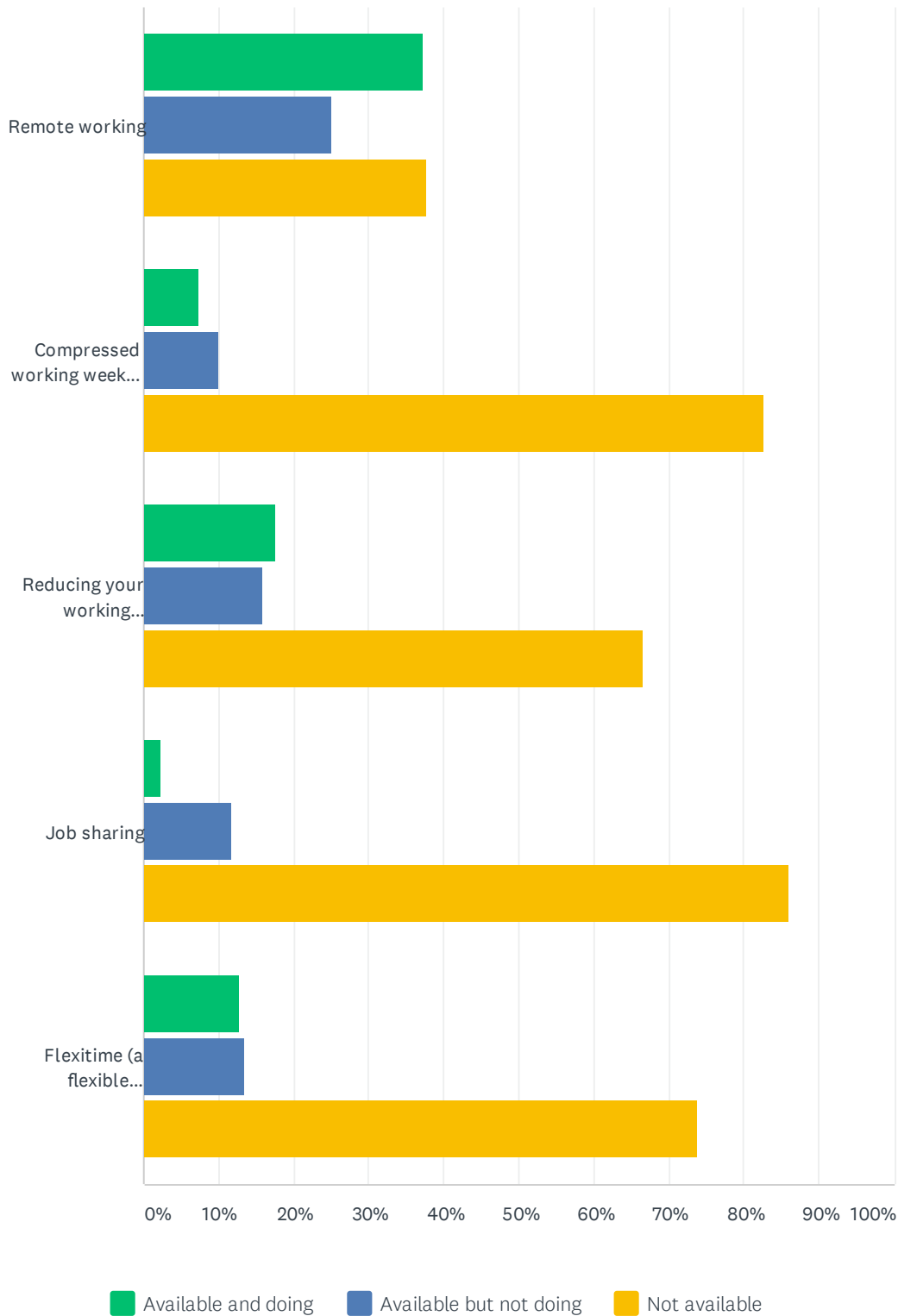
Answered: 6,391



ANSWER CHOICES	RESPONSES	
Significant increase	52.29%	3,342
Slight increase	24.17%	1,545
No change	14.36%	918
Slight decrease	1.14%	73
Significant decrease	0.52%	33
Don't know	7.51%	480
<b>TOTAL</b>		<b>6,391</b>

# Which, if any, of the following flexible working options are currently available to you?

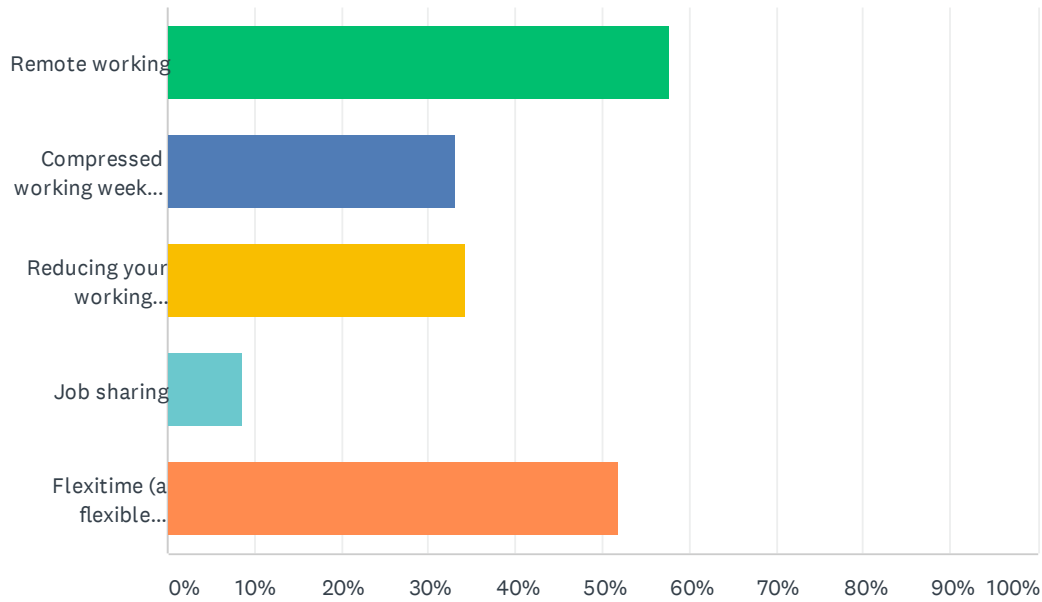
Answered: 6,319



	AVAILABLE AND DOING	AVAILABLE BUT NOT DOING	NOT AVAILABLE	TOTAL
Remote working	37.30% 2,340	25.07% 1,573	37.63% 2,361	6,274
Compressed working week (compressing your usual hours into fewer days)	7.41% 456	9.94% 612	82.65% 5,088	6,156
Reducing your working hours/working less than full time	17.57% 1,085	15.92% 983	66.52% 4,108	6,176
Job sharing	2.23% 136	11.82% 722	85.96% 5,252	6,110
Flexitime (a flexible schedule which allows you to alter start or finish times)	12.78% 788	13.43% 828	73.79% 4,549	6,165

Which, if any, of the following flexible working options would you like to be available to you? Please limit your answers to those you would definitely do.

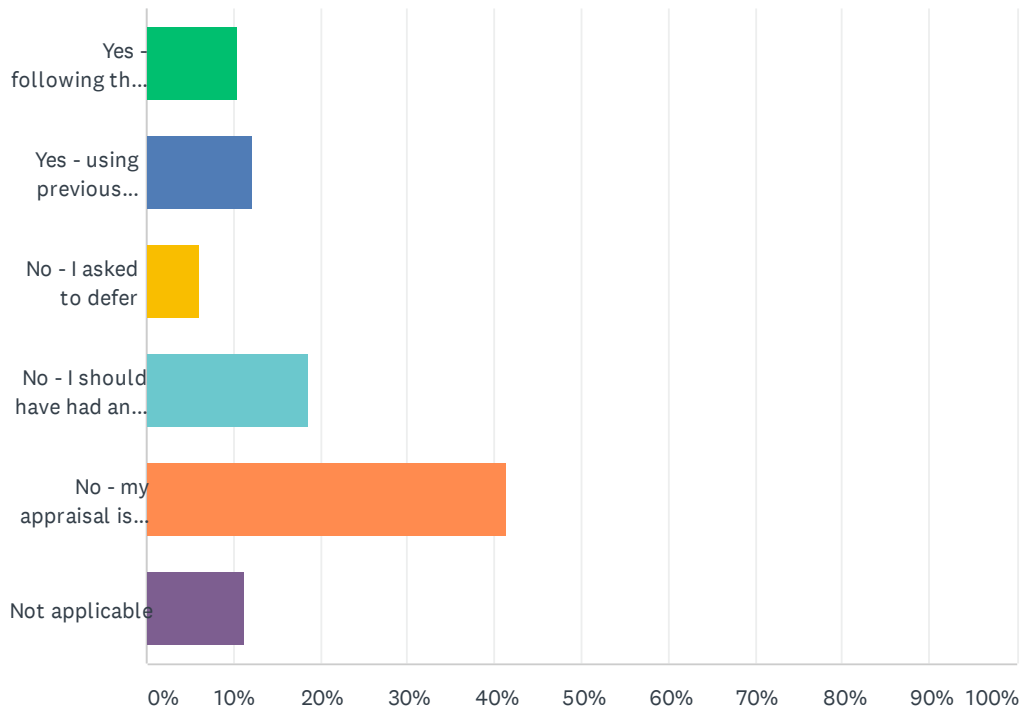
Answered: 4,992



ANSWER CHOICES	RESPONSES	
Remote working	57.65%	2,878
Compressed working week (compressing your usual hours into fewer days)	33.15%	1,655
Reducing your working hours/working less than full time	34.23%	1,709
Job sharing	8.57%	428
Flexitime (a flexible schedule which allows you to alter start or finish times)	51.86%	2,589
Total Respondents: 4,992		

From 1st October, NHS organisations and GP appraisers have been asked to use a new simplified appraisal process (Appraisal 2020) and we are interested in your experience of the introduction of this during the pandemic. Have you had an appraisal since 1st October 2020?

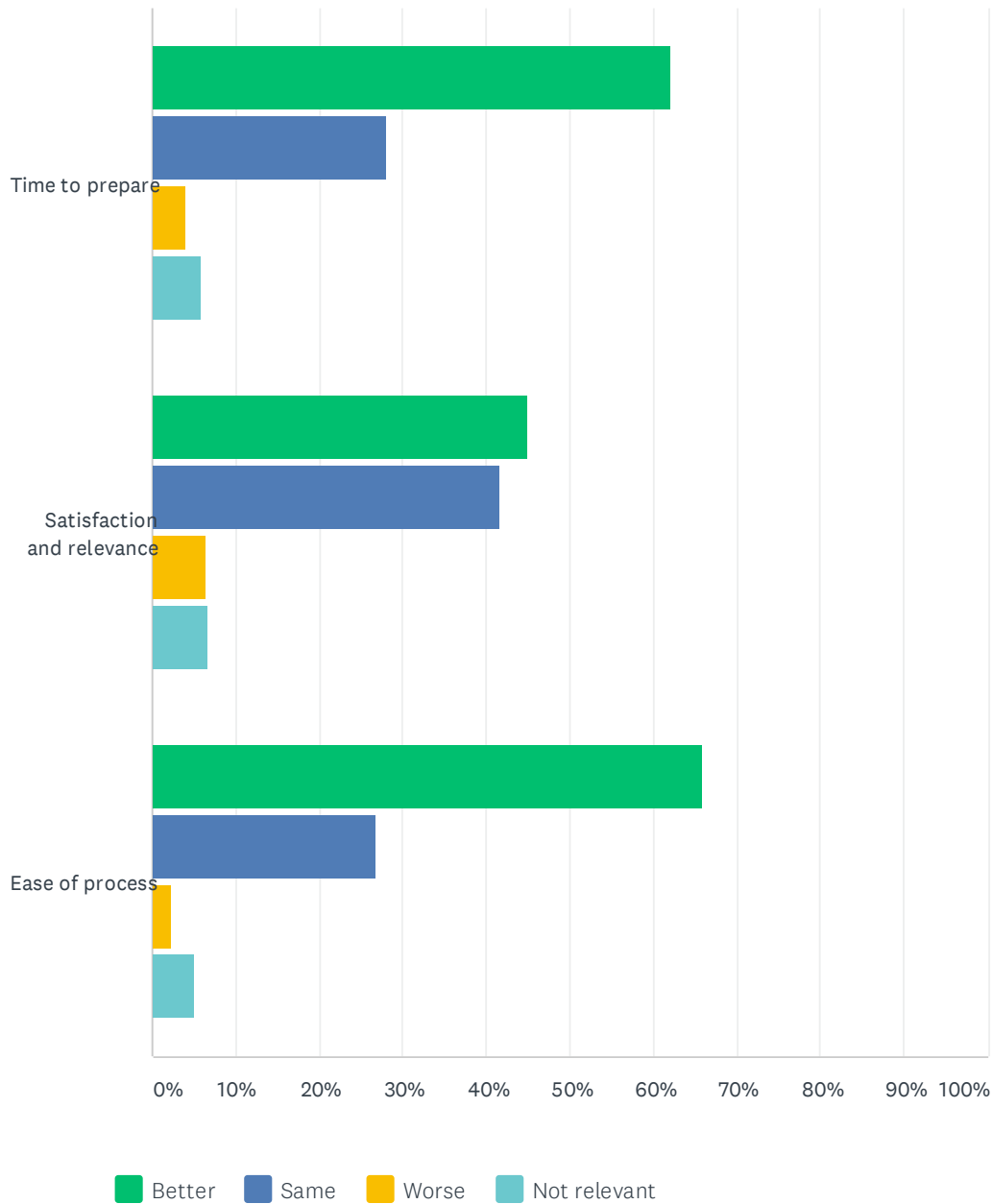
Answered: 4,526



ANSWER CHOICES	PERCENTAGE	RESPONSES
Yes - following the new simplified Appraisal 2020 format	10.56%	478
Yes - using previous appraisal format	12.09%	547
No - I asked to defer	6.01%	272
No - I should have had an appraisal but not scheduled	18.63%	843
No - my appraisal is not due	41.43%	1,875
Not applicable	11.29%	511
<b>TOTAL</b>		<b>4,526</b>

## Compared to previous appraisals, was the new format better or worse in terms of?

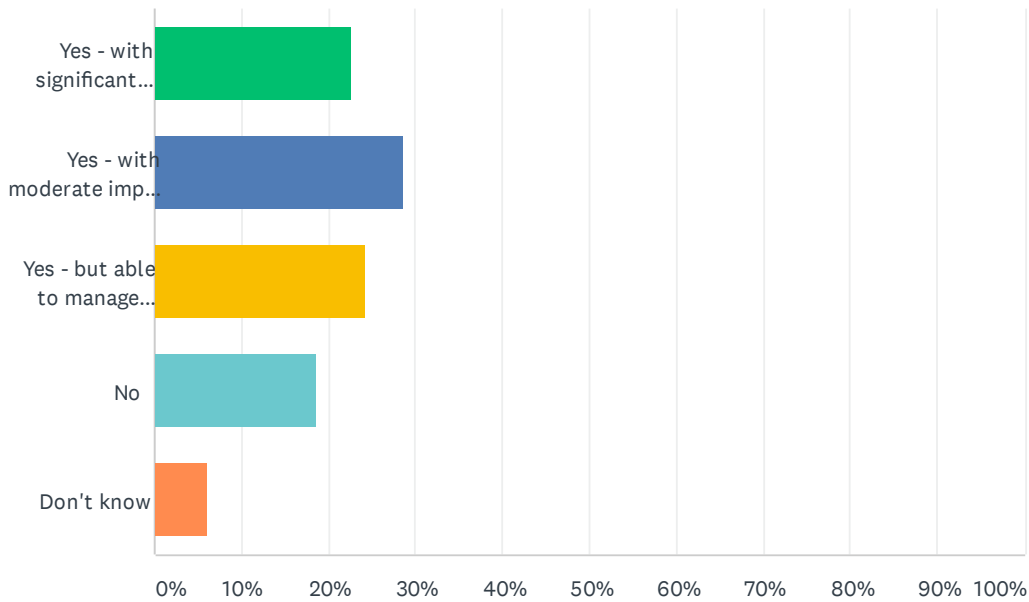
Answered: 478



	BETTER	SAME	WORSE	NOT RELEVANT	TOTAL
Time to prepare	62.13% 297	28.03% 134	3.97% 19	5.86% 28	478
Satisfaction and relevance	45.07% 215	41.72% 199	6.50% 31	6.71% 32	477
Ease of process	65.83% 314	26.83% 128	2.31% 11	5.03% 24	477

## Have any clinical colleagues in your department / team / practice been on sick leave or are self-isolating within the last two weeks?

Answered: 6,254

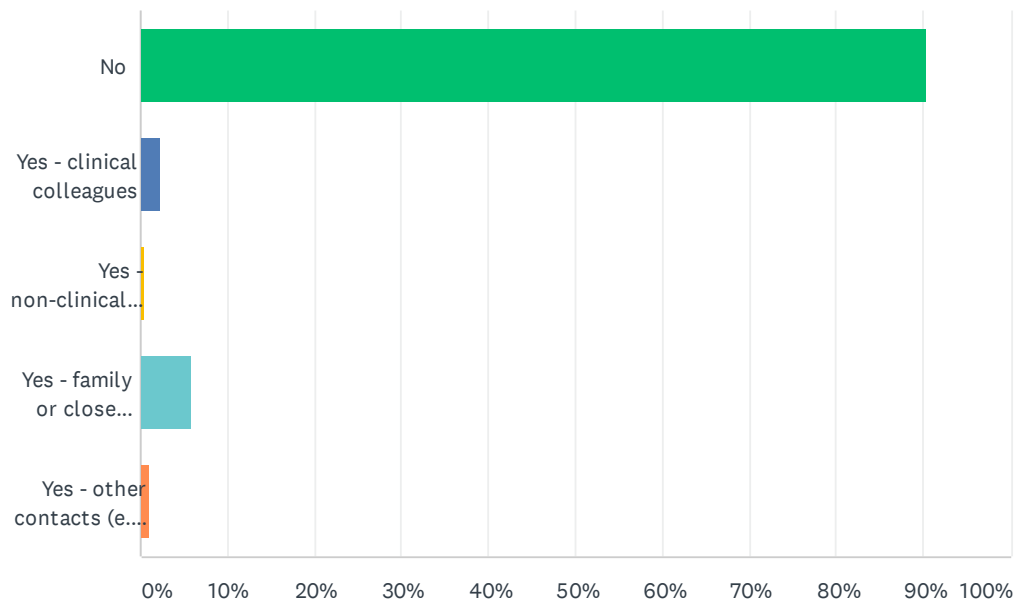


ANSWER CHOICES	RESPONSES	
Yes - with significant impact on patient care	22.50%	1,407
Yes - with moderate impact on patient care	28.61%	1,789
Yes - but able to manage impact	24.19%	1,513
No	18.60%	1,163
Don't know	6.11%	382
<b>TOTAL</b>		<b>6,254</b>



## Within the last two weeks, have you personally had to remove and self-isolate yourself from work as a result of colleagues, family or contacts having had Covid symptoms / positive test?

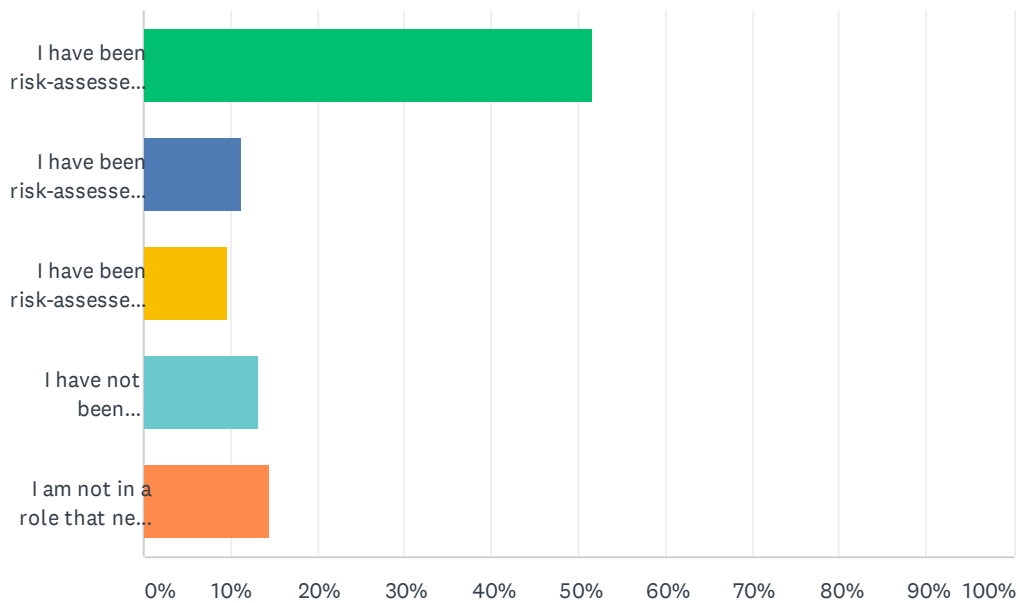
Answered: 6,260



ANSWER CHOICES	RESPONSES	
No	90.35%	5,656
Yes - clinical colleagues	2.27%	142
Yes - non-clinical colleagues	0.42%	26
Yes - family or close friends	5.88%	368
Yes - other contacts (e.g. test & trace arrangements)	1.09%	68
<b>TOTAL</b>		<b>6,260</b>

## Do you feel you need to be risk-assessed and need adjustments to be made to your role to be safe during the second wave of the pandemic / winter season?

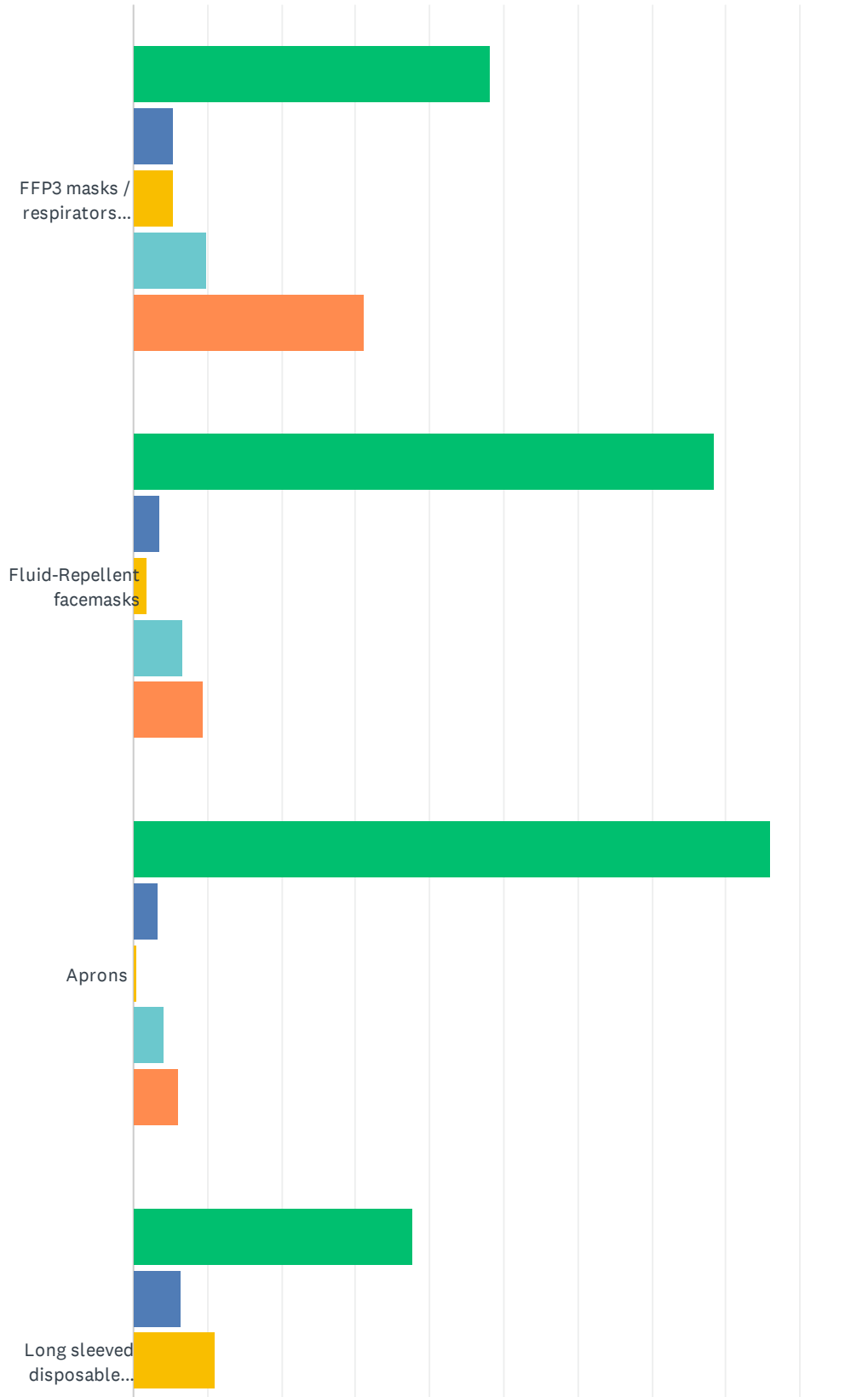
Answered: 3,931

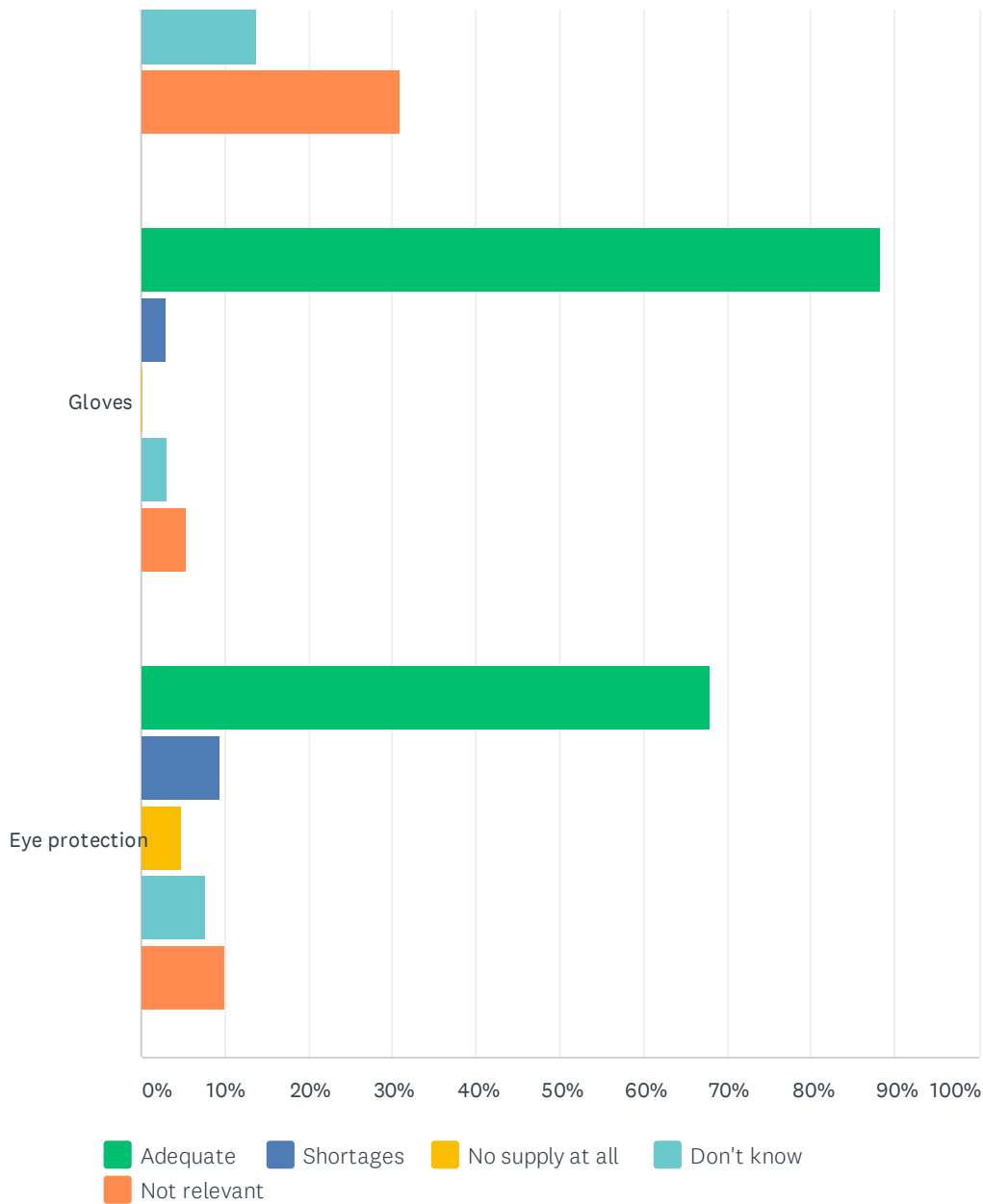


ANSWER CHOICES	RESPONSES	
I have been risk-assessed and feel confident that appropriate adjustments have been made	51.62%	2,029
I have been risk-assessed but feel that appropriate adjustments have not been made	11.35%	446
I have been risk-assessed but feel the assessment now needs updating	9.56%	376
I have not been risk-assessed, but now feel I need to be and appropriate adjustments made as a result	13.10%	515
I am not in a role that needs risk-assessment or adjustments to be made	14.37%	565
<b>TOTAL</b>		<b>3,931</b>

# Over the last two weeks, have you had adequate NHS supplies or shortages of the following PPE?

Answered: 6,212

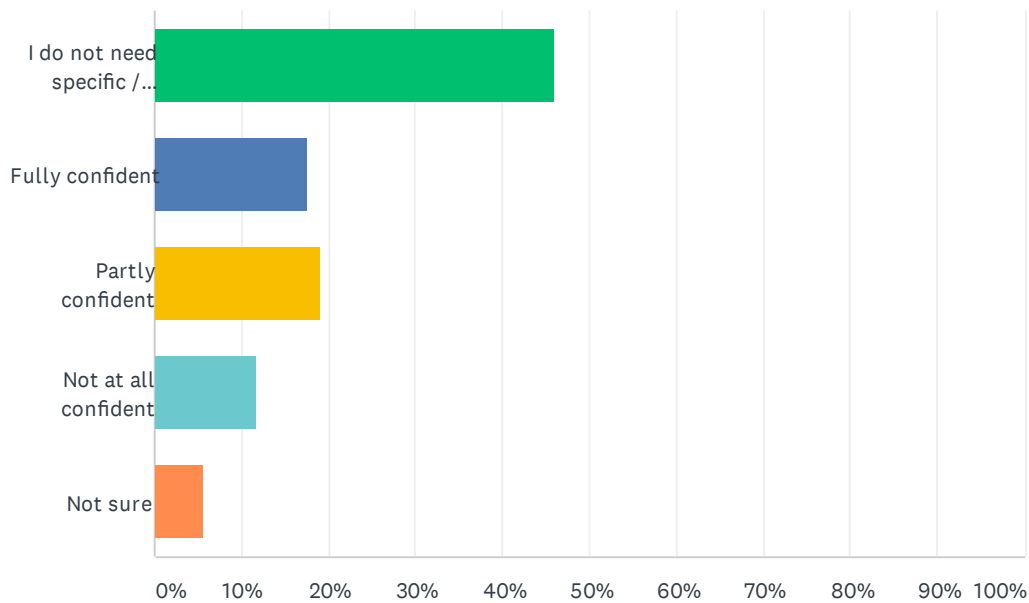




	ADEQUATE	SHORTAGES	NO SUPPLY AT ALL	DON'T KNOW	NOT RELEVANT	TOTAL
FFP3 masks / respirators (for AGP areas)	48.03% 2,972	5.49% 340	5.43% 336	9.79% 606	31.25% 1,934	6,188
Fluid-Repellent facemasks	78.44% 4,861	3.63% 225	1.82% 113	6.68% 414	9.42% 584	6,197
Aprons	86.06% 5,329	3.38% 209	0.36% 22	4.12% 255	6.09% 377	6,192
Long sleeved disposable gowns	37.72% 2,335	6.53% 404	11.03% 683	13.76% 852	30.95% 1,916	6,190
Gloves	88.24% 5,472	2.98% 185	0.23% 14	3.21% 199	5.34% 331	6,201
Eye protection	67.90% 4,212	9.46% 587	4.77% 296	7.82% 485	10.04% 623	6,203

## If you have specific / special needs for personal equipment, how confident are you that you will have sufficient fully fit-tested and adjusted PPE during the second wave of the pandemic / Winter season?

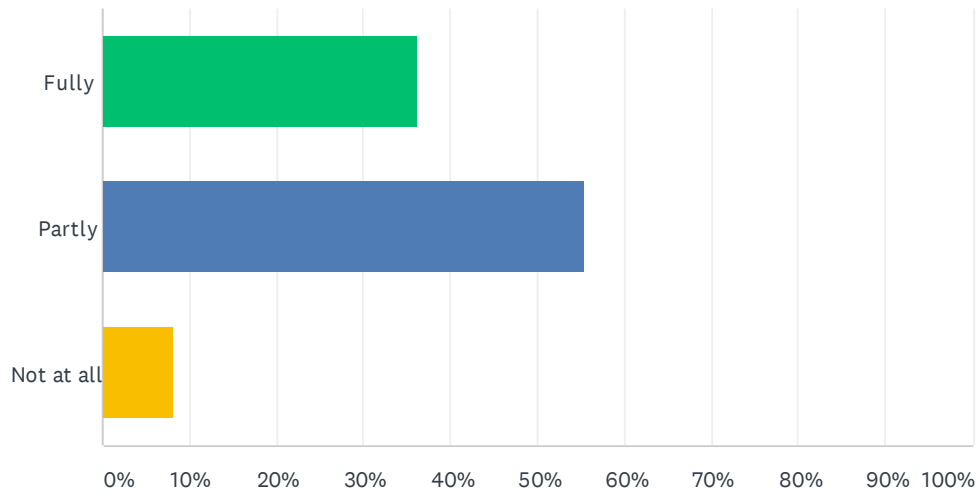
Answered: 6,188



ANSWER CHOICES	RESPONSES	
I do not need specific / special PPE	45.93%	2,842
Fully confident	17.58%	1,088
Partly confident	19.13%	1,184
Not at all confident	11.67%	722
Not sure	5.69%	352
<b>TOTAL</b>		<b>6,188</b>

## Taking everything into account, do you feel safely protected from coronavirus infection in your place of work?

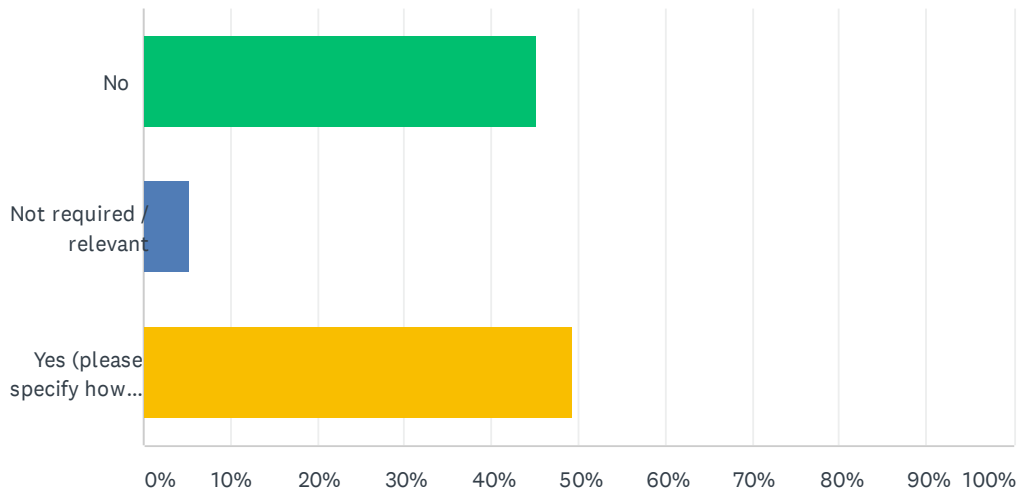
Answered: 6,203



ANSWER CHOICES	RESPONSES	
Fully	36.27%	2,250
Partly	55.54%	3,445
Not at all	8.19%	508
TOTAL		6,203

## Are you being offered access to routine asymptomatic testing in your place of work?

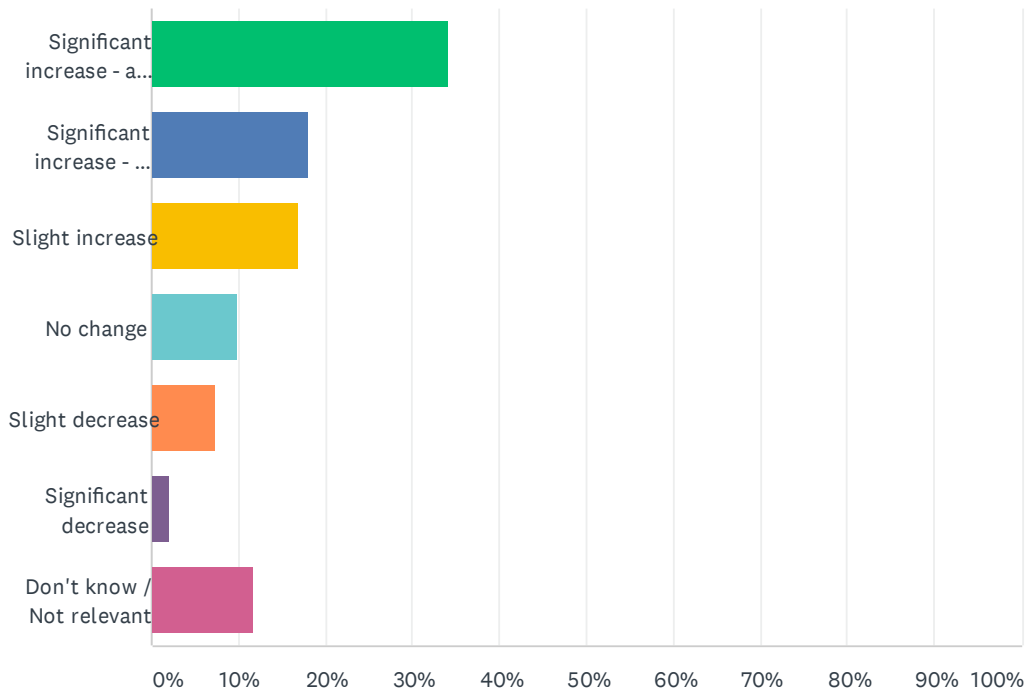
Answered: 6,215



ANSWER CHOICES	RESPONSES	
No	45.25%	2,812
Not required / relevant	5.31%	330
Yes (please specify how frequently e.g. daily, weekly, on request)	49.44%	3,073
TOTAL		6,215

## Within the last two weeks, have you seen any change in the number of Covid cases during the Winter season / second wave of the pandemic?

Answered: 6,154

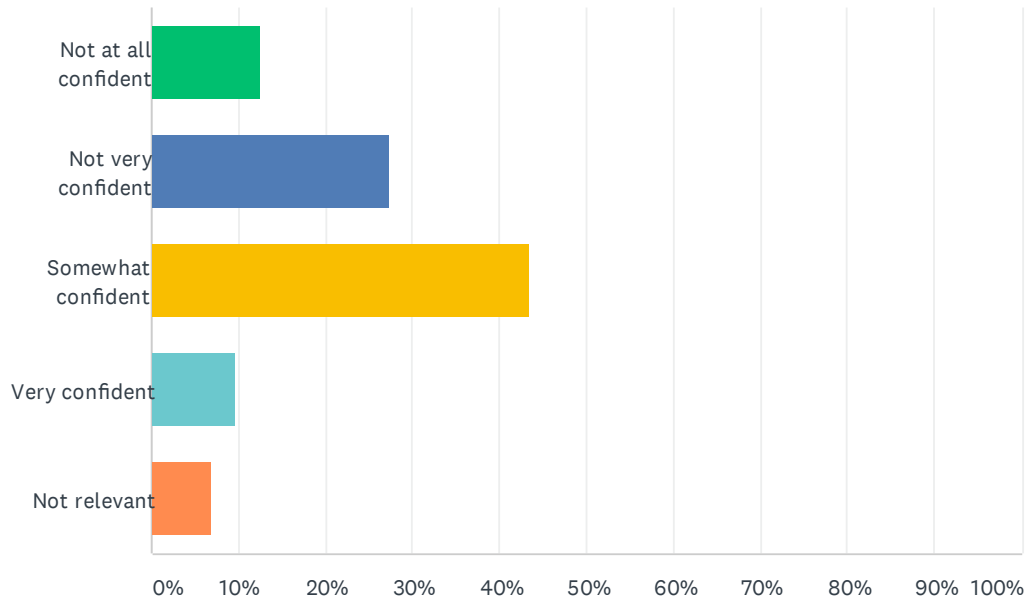


ANSWER CHOICES	RESPONSES	
Significant increase - and higher than same point in first wave	34.04%	2,095
Significant increase - but lower than same point in first wave	18.04%	1,110
Slight increase	17.00%	1,046
No change	9.85%	606
Slight decrease	7.26%	447
Significant decrease	2.10%	129
Don't know / Not relevant	11.72%	721
<b>TOTAL</b>		<b>6,154</b>



## How confident are you about your department / practice's ability to manage demand from patients with Covid symptoms during the winter season / second wave of the pandemic?

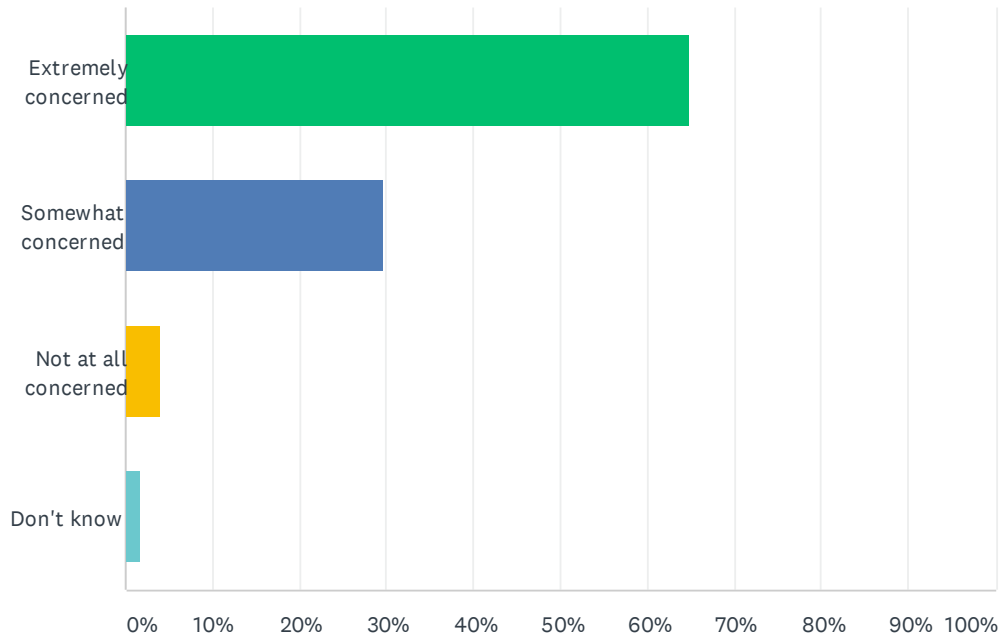
Answered: 6,154



ANSWER CHOICES	RESPONSES	
Not at all confident	12.54%	772
Not very confident	27.41%	1,687
Somewhat confident	43.57%	2,681
Very confident	9.62%	592
Not relevant	6.86%	422
<b>TOTAL</b>		<b>6,154</b>

## How concerned are you about the potential for an increase in the level of Covid-related demand on the healthcare system as a result of Christmas 'relaxation' period?

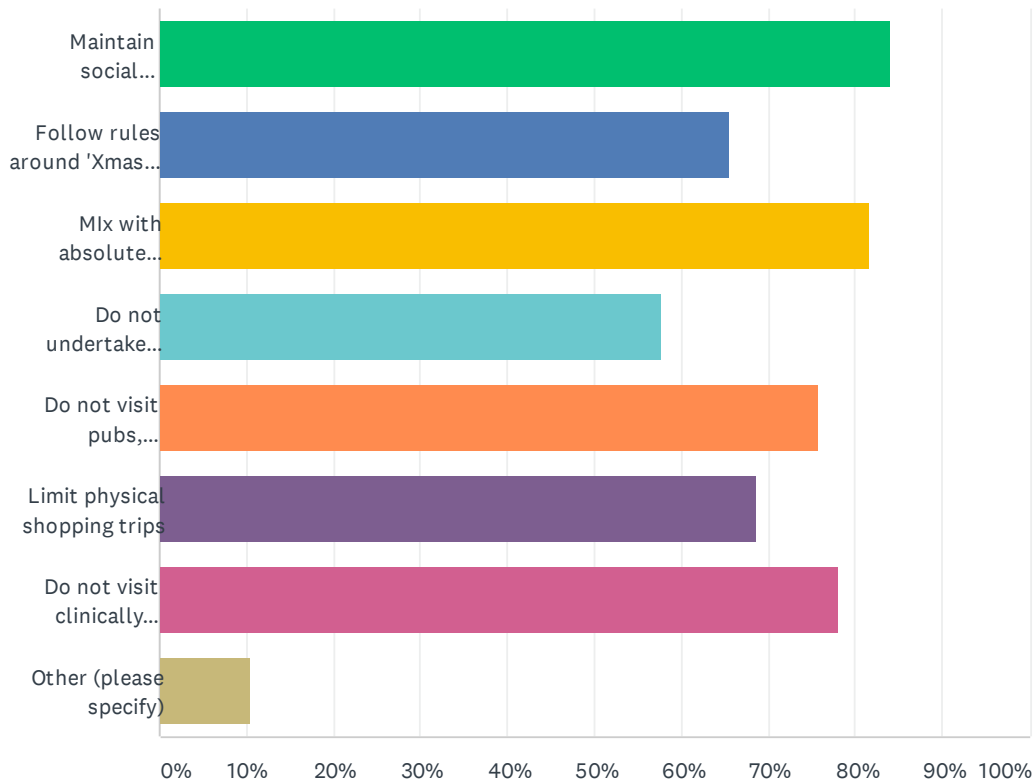
Answered: 6,158



ANSWER CHOICES	RESPONSES	
Extremely concerned	64.84%	3,993
Somewhat concerned	29.62%	1,824
Not at all concerned	3.88%	239
Don't know	1.66%	102
<b>TOTAL</b>		<b>6,158</b>

Which of the following recommendations do you think people should follow over the Christmas 'relaxation' period? Please tick all that apply.

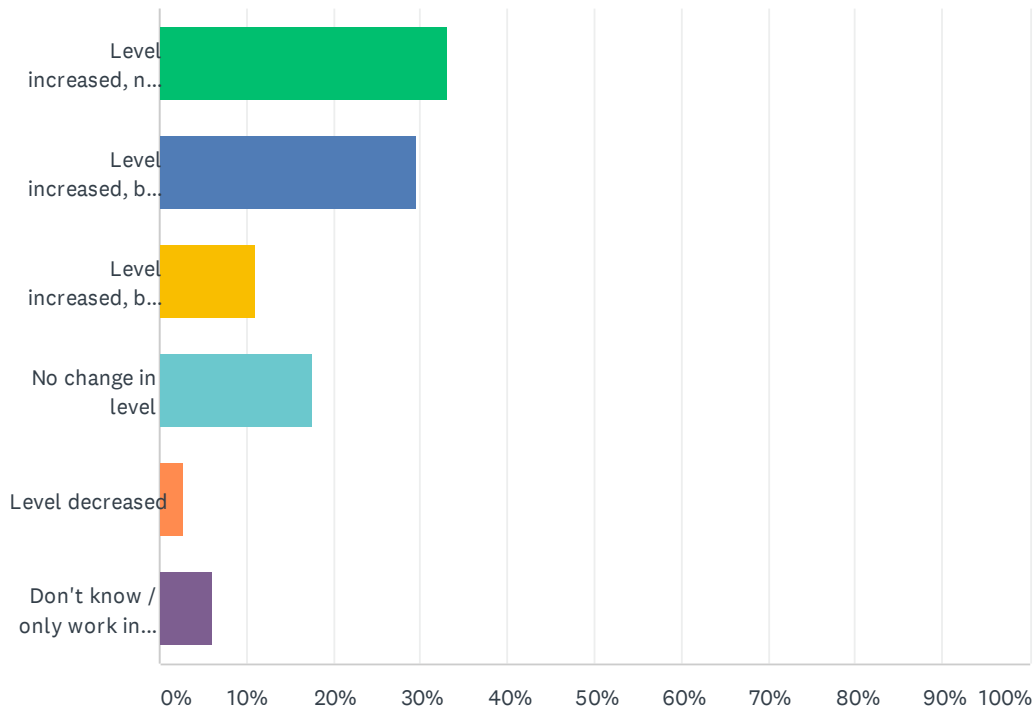
Answered: 6,138



ANSWER CHOICES	RESPONSES	
Maintain social distancing / Wear facemasks where not possible	84.20%	5,168
Follow rules around 'Xmas family bubbles' strictly	65.44%	4,017
Mix with absolute minimum number of family	81.54%	5,005
Do not undertake long-distance travel	57.72%	3,543
Do not visit pubs, restaurants, or sporting events	75.71%	4,647
Limit physical shopping trips	68.62%	4,212
Do not visit clinically vulnerable people	78.01%	4,788
Other (please specify)	10.54%	647
Total Respondents: 6,138		

## Within the last two weeks, what change, if any, have you experienced in the level of demand for non-Covid patient care?

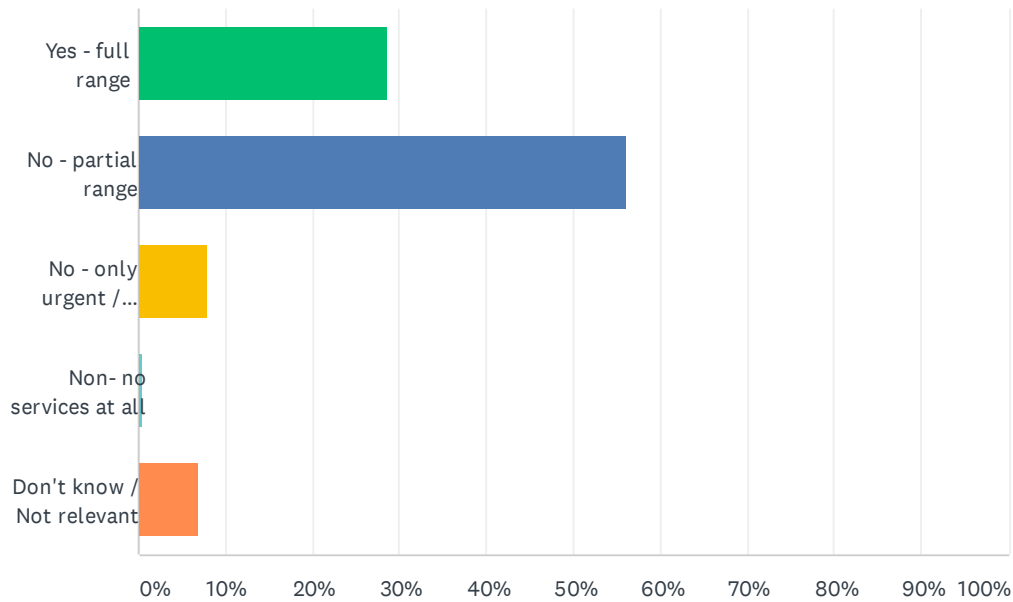
Answered: 6,052



ANSWER CHOICES	RESPONSES	
Level increased, now considerably higher than pre-Covid	33.11%	2,004
Level increased, back to pre-Covid level	29.56%	1,789
Level increased, but still at lower level than pre-Covid	11.19%	677
No change in level	17.48%	1,058
Level decreased	2.64%	160
Don't know / only work in Covid areas	6.01%	364
<b>TOTAL</b>		<b>6,052</b>

## Have you been able to provide a full range of services to your non-Covid patients over the last two weeks?

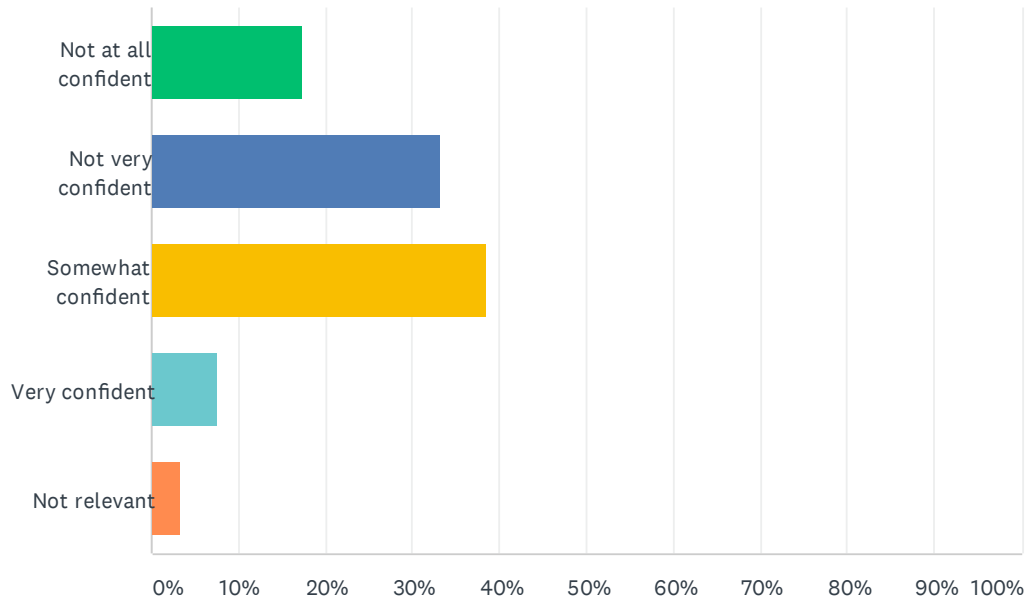
Answered: 6,069



ANSWER CHOICES	RESPONSES	
Yes - full range	28.57%	1,734
No - partial range	56.07%	3,403
No - only urgent / emergency services	8.01%	486
Non- no services at all	0.36%	22
Don't know / Not relevant	6.99%	424
<b>TOTAL</b>		<b>6,069</b>

## How confident are you about your department / practice's ability to manage demand from non-Covid patients during the winter season / second wave of the pandemic?

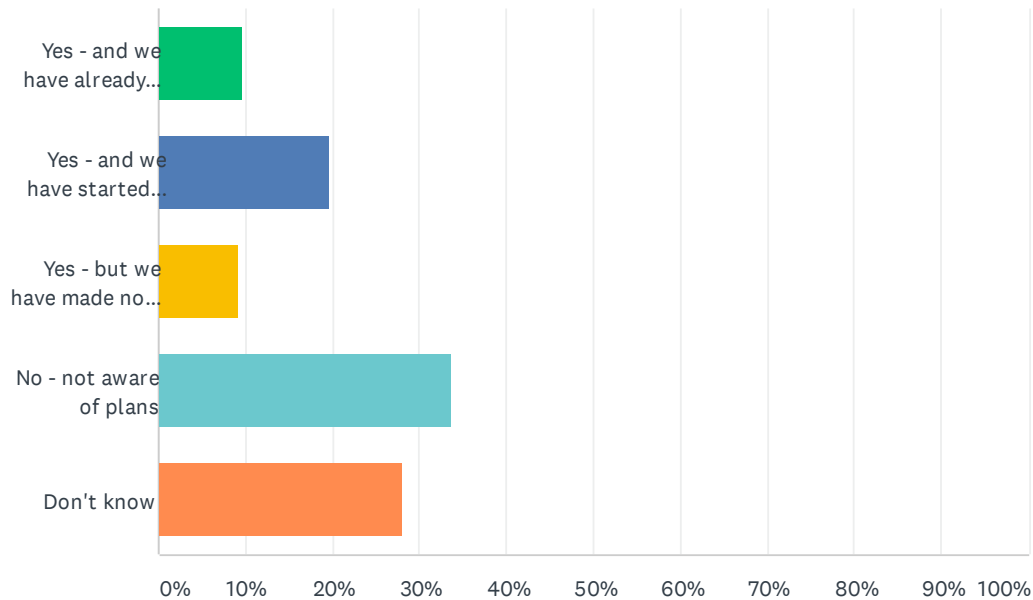
Answered: 6,074



ANSWER CHOICES	RESPONSES	
Not at all confident	17.29%	1,050
Not very confident	33.22%	2,018
Somewhat confident	38.52%	2,340
Very confident	7.59%	461
Not relevant	3.38%	205
<b>TOTAL</b>		<b>6,074</b>

## Does your local health system have plans in place to be able to make progress in prioritising, seeing and treating all the waiting ‘backlog’ patients whose care has been cancelled, delayed or otherwise disrupted due to Covid-19?

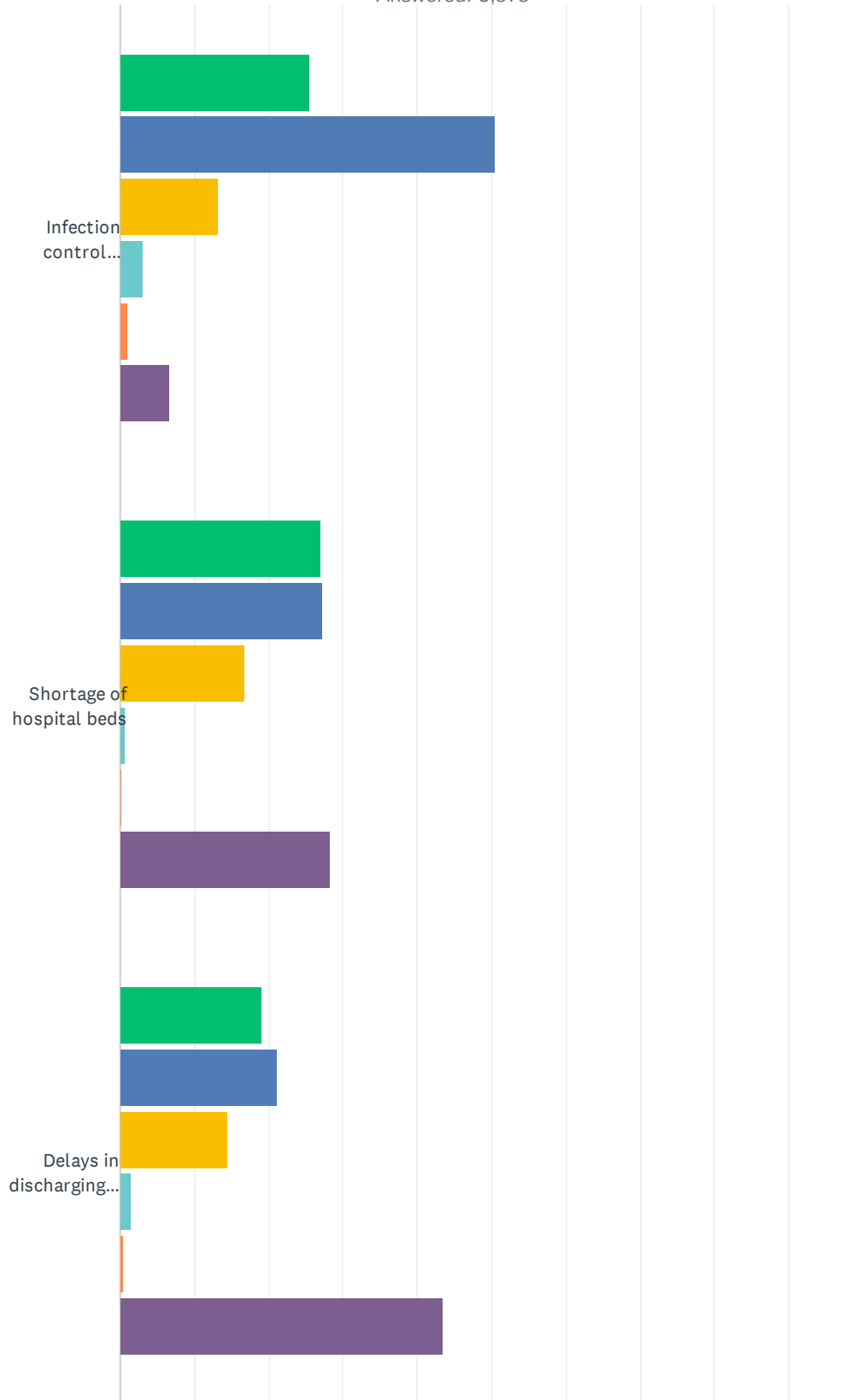
Answered: 6,070



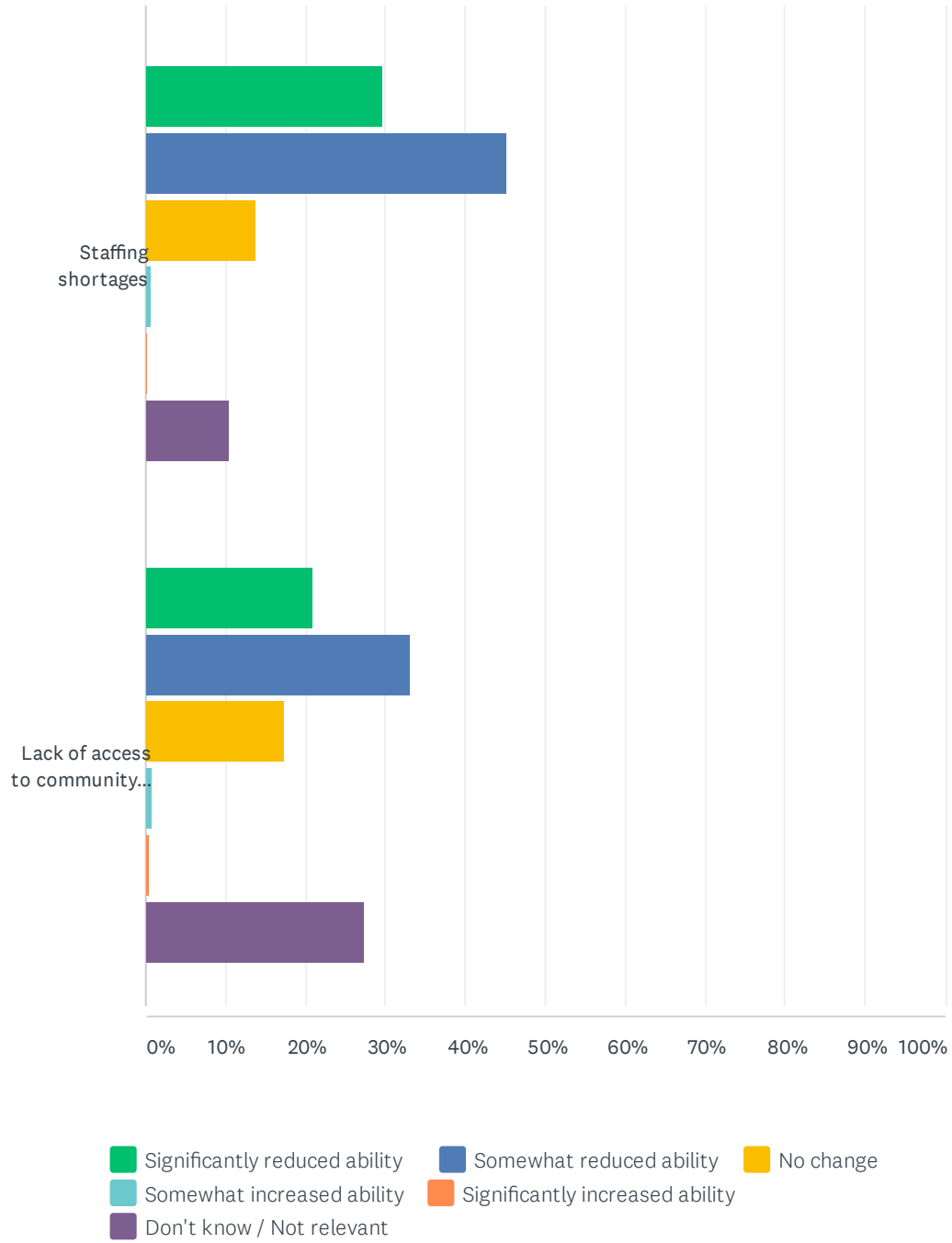
ANSWER CHOICES	RESPONSES	
Yes - and we have already started seeing significant numbers of backlog patients	9.59%	582
Yes - and we have started seeing some backlog patients	19.65%	1,193
Yes - but we have made no progress in seeing backlog patients	9.13%	554
No - not aware of plans	33.64%	2,042
Don't know	27.99%	1,699
<b>TOTAL</b>		<b>6,070</b>

# What change, if any, has there been in your ability to see and treat patients in a timely and efficient way, as a result of the following factors?

Answered: 5,878



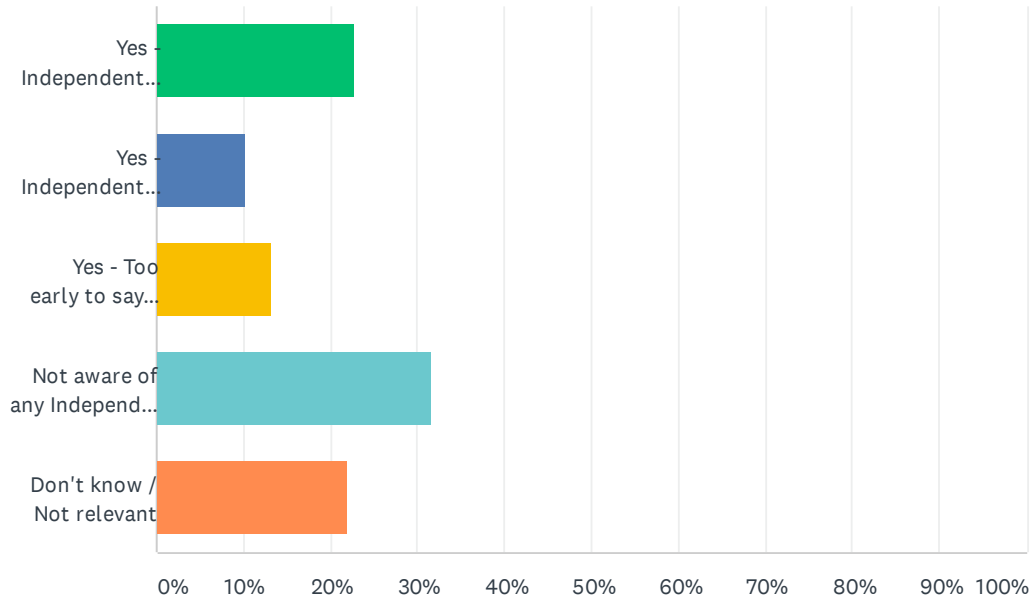




	SIGNIFICANTLY REDUCED ABILITY	SOMEWHAT REDUCED ABILITY	NO CHANGE	SOMEWHAT INCREASED ABILITY	SIGNIFICANTLY INCREASED ABILITY	DON'T KNOW / NOT RELEVANT	TOTAL
Infection control measures put in place due to Covid	25.54% 1,499	50.49% 2,964	13.25% 778	3.05% 179	1.07% 63	6.59% 387	5,870
Shortage of hospital beds	26.98% 1,581	27.15% 1,591	16.66% 976	0.70% 41	0.24% 14	28.26% 1,656	5,859
Delays in discharging patients into care homes or other community settings	19.03% 1,112	21.14% 1,235	14.52% 848	1.39% 81	0.34% 20	43.58% 2,546	5,842
Staffing shortages	29.60% 1,733	45.18% 2,645	13.75% 805	0.61% 36	0.29% 17	10.56% 618	5,854
Lack of access to community diagnostics	21.00% 1,228	33.16% 1,939	17.29% 1,011	0.75% 44	0.34% 20	27.46% 1,606	5,848

As part of its response to the Covid-19 pandemic the Government has put in place measures to enable the NHS to make use of Independent Sector capacity (potentially including use of both staff and facilities from private hospitals and other non-NHS providers). Are you aware of the NHS making use of such capacity in your local area, and what has been the impact of this on pressures?

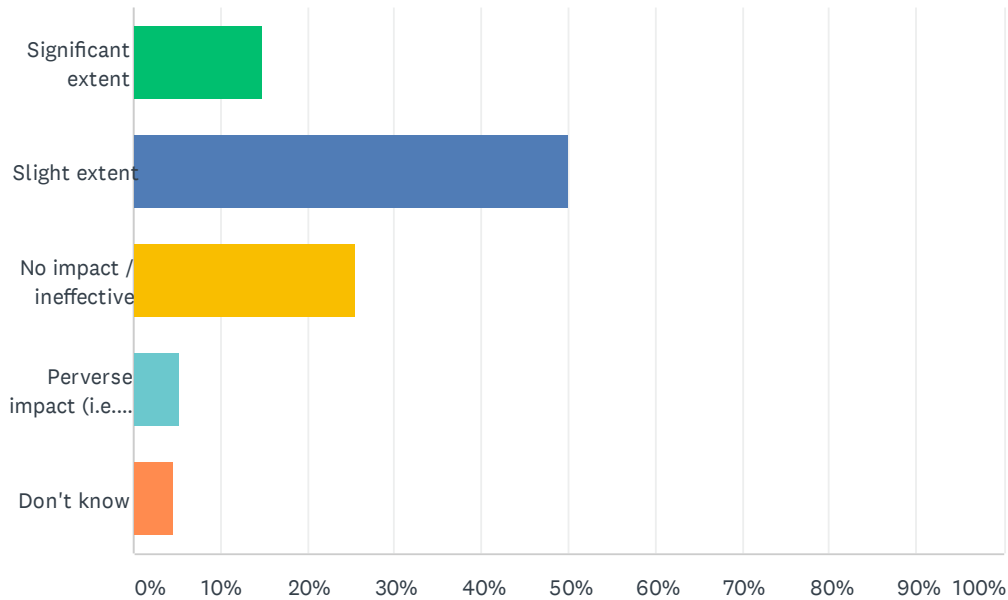
Answered: 5,873



ANSWER CHOICES	RESPONSES	
Yes - Independent Sector support has helped reduce pressures	22.80%	1,339
Yes - Independent Sector support has had no or minimal impact on pressures	10.28%	604
Yes - Too early to say what impact Independent Sector support has had	13.26%	779
Not aware of any Independent Sector Support being used	31.64%	1,858
Don't know / Not relevant	22.02%	1,293
<b>TOTAL</b>		<b>5,873</b>

## To what extent do you believe that the current rules for lockdowns /tiering in your area / nation have been effective in containing the spread of Coronavirus?

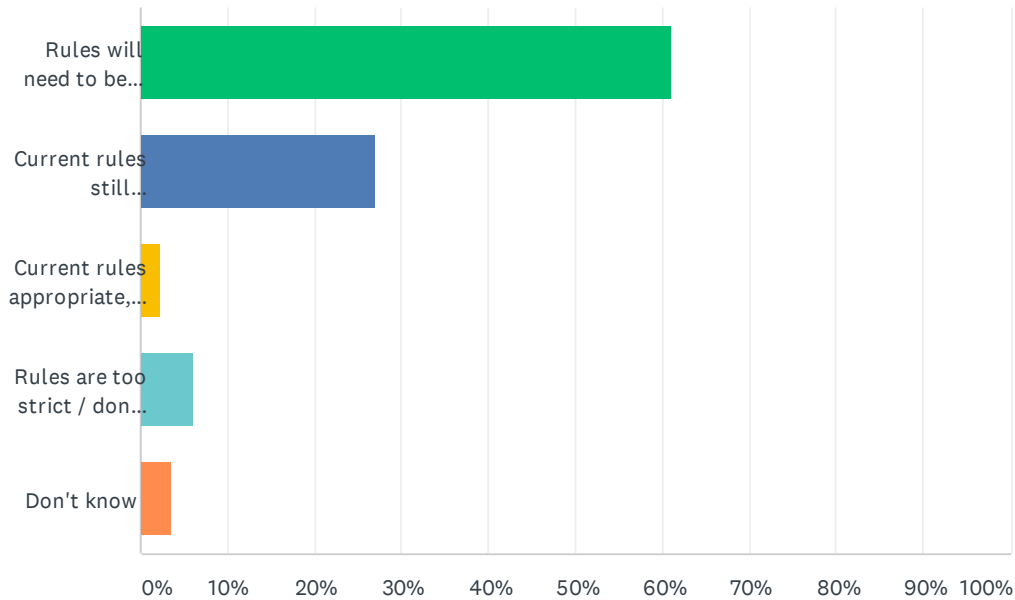
Answered: 6,368



ANSWER CHOICES	RESPONSES	
Significant extent	14.78%	941
Slight extent	50.03%	3,186
No impact / ineffective	25.52%	1,625
Perverse impact (i.e. worsening spread)	5.14%	327
Don't know	4.54%	289
<b>TOTAL</b>		<b>6,368</b>

## To what extent do you believe that the current rules for lockdowns / tiering in your area / nation will continue to be needed following the relaxation over the Christmas period?

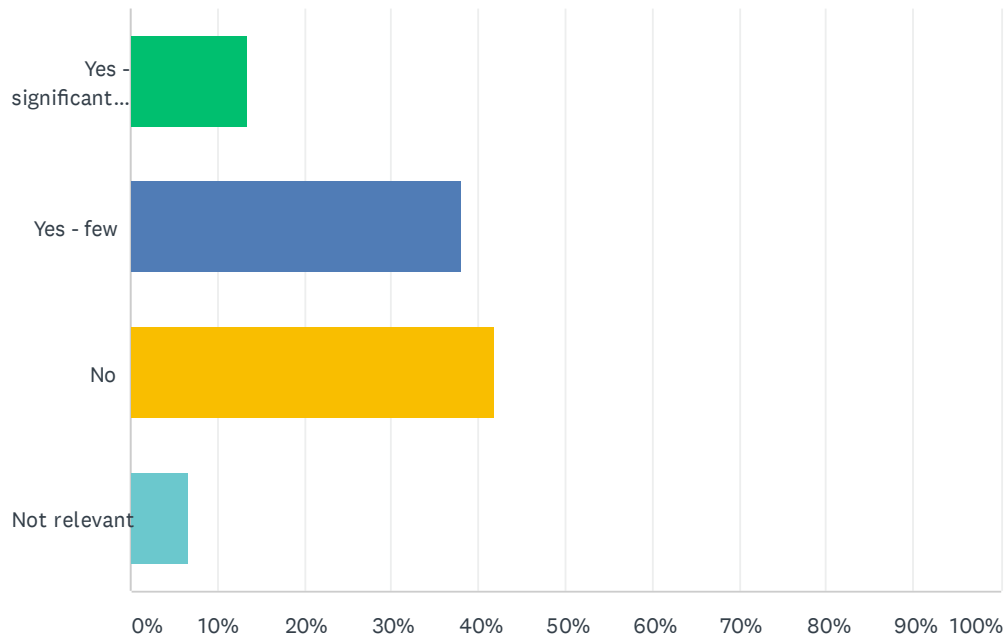
Answered: 6,369



ANSWER CHOICES	RESPONSES	
Rules will need to be strengthened / new stricter tiers or lockdown introduced	61.08%	3,890
Current rules still appropriate, but more areas will be in stricter tiers / lockdown than before Christmas	26.97%	1,718
Current rules appropriate, but some areas will be in less strict tiers than before Christmas	2.37%	151
Rules are too strict / don't work, and need to be revised / scrapped	6.09%	388
Don't know	3.49%	222
<b>TOTAL</b>		<b>6,369</b>

## Have you encountered or received any concerns from patients over the Covid-19 vaccination?

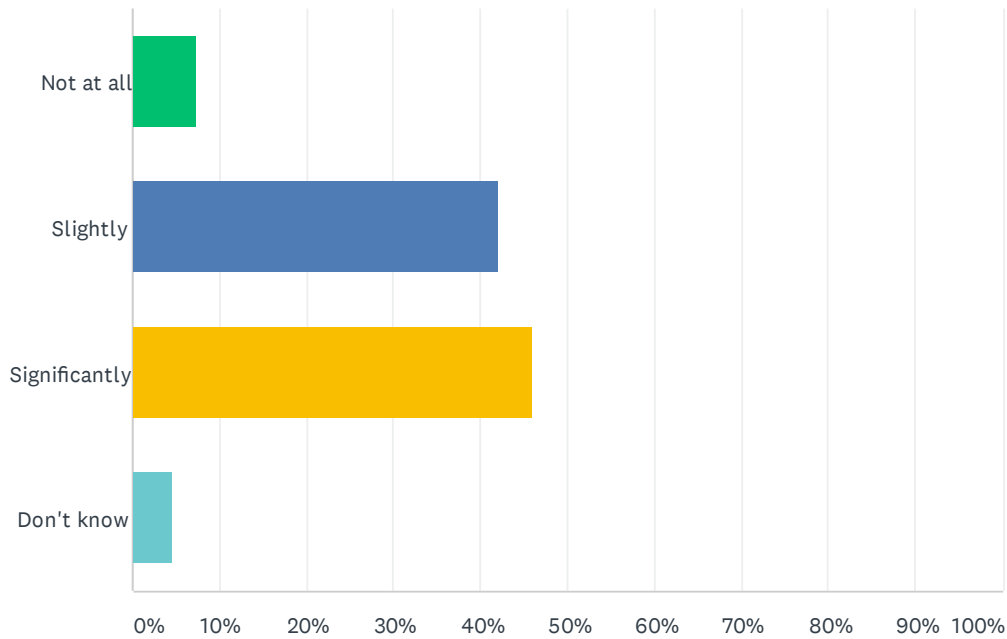
Answered: 5,847



ANSWER CHOICES	RESPONSES	
Yes - significant number	13.32%	779
Yes - few	38.12%	2,229
No	41.92%	2,451
Not relevant	6.64%	388
<b>TOTAL</b>		<b>5,847</b>

## How concerned, if at all, are you about the impact of anti-vaccination messaging impacting the uptake of the vaccine?

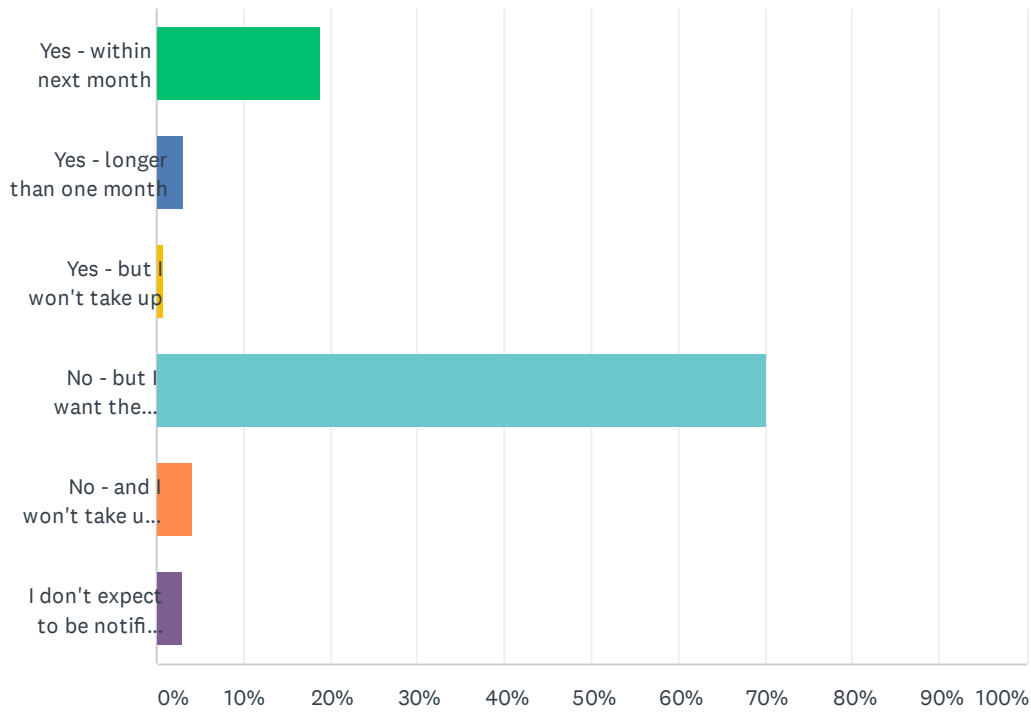
Answered: 5,849



ANSWER CHOICES	RESPONSES	
Not at all	7.33%	429
Slightly	42.01%	2,457
Significantly	46.01%	2,691
Don't know	4.65%	272
<b>TOTAL</b>		<b>5,849</b>

## Have you personally been notified about when you will receive a Covid-19 vaccination?

Answered: 5,843

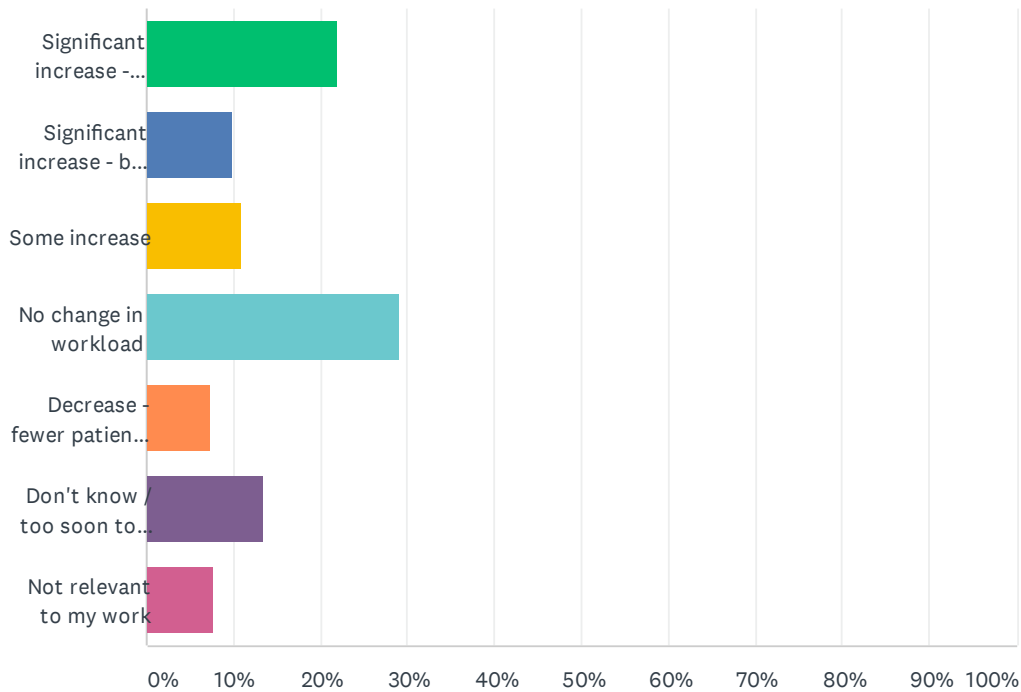


ANSWER CHOICES	RESPONSES	COUNT
Yes - within next month	18.77%	1,097
Yes - longer than one month	3.13%	183
Yes - but I won't take up	0.80%	47
No - but I want the vaccination	70.07%	4,094
No - and I won't take up when I am	4.28%	250
I don't expect to be notified / not eligible	2.94%	172
<b>TOTAL</b>		<b>5,843</b>



## To what extent, if at all, do you expect the vaccination programme will increase or decrease your workload over the next few months?

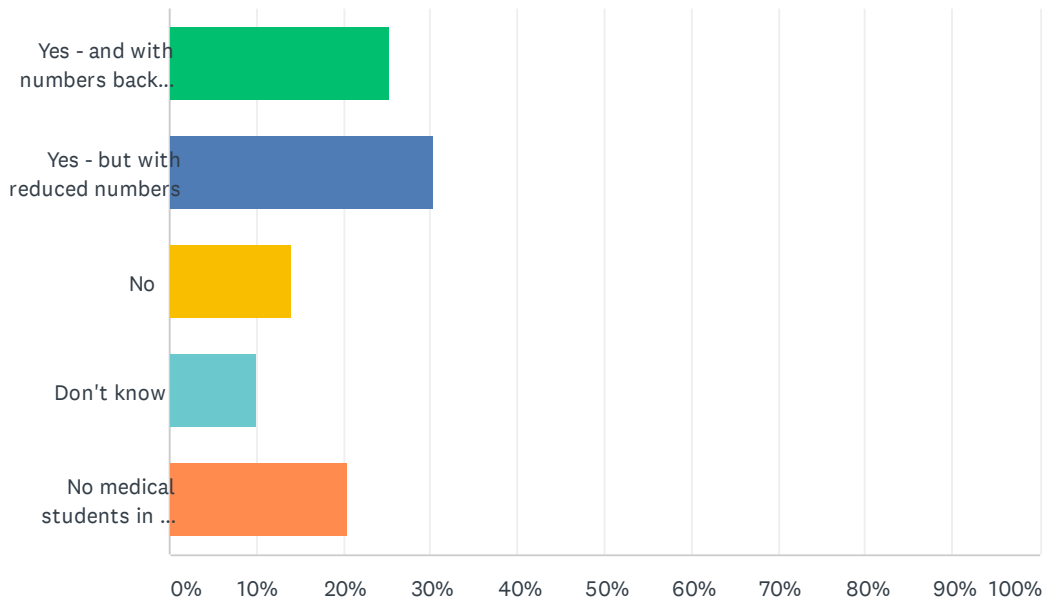
Answered: 5,853



ANSWER CHOICES	RESPONSES	
Significant increase - difficult to manage	21.99%	1,287
Significant increase - but able to manage	9.91%	580
Some increase	10.85%	635
No change in workload	28.98%	1,696
Decrease - fewer patients with Covid symptoms to see and treat	7.24%	424
Don't know / too soon to tell	13.34%	781
Not relevant to my work	7.69%	450
<b>TOTAL</b>		<b>5,853</b>

## Have you been able to restart clinical placements for medical students in your department / practice?

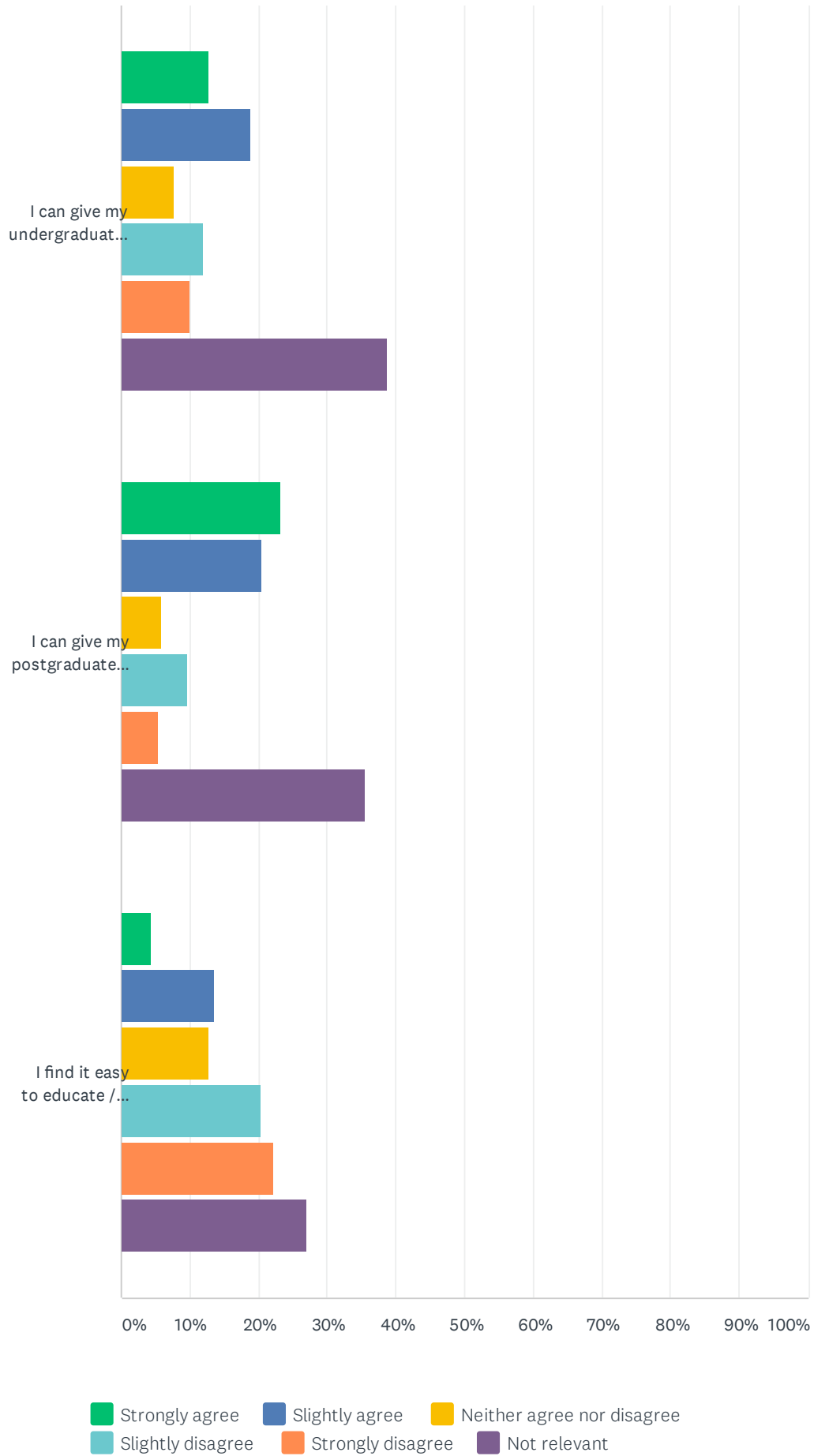
Answered: 5,805



ANSWER CHOICES	RESPONSES	
Yes - and with numbers back to normal	25.37%	1,473
Yes - but with reduced numbers	30.23%	1,755
No	13.94%	809
Don't know	10.04%	583
No medical students in my department / practice	20.41%	1,185
<b>TOTAL</b>		<b>5,805</b>

## To what extent do you agree or disagree with the following statements?

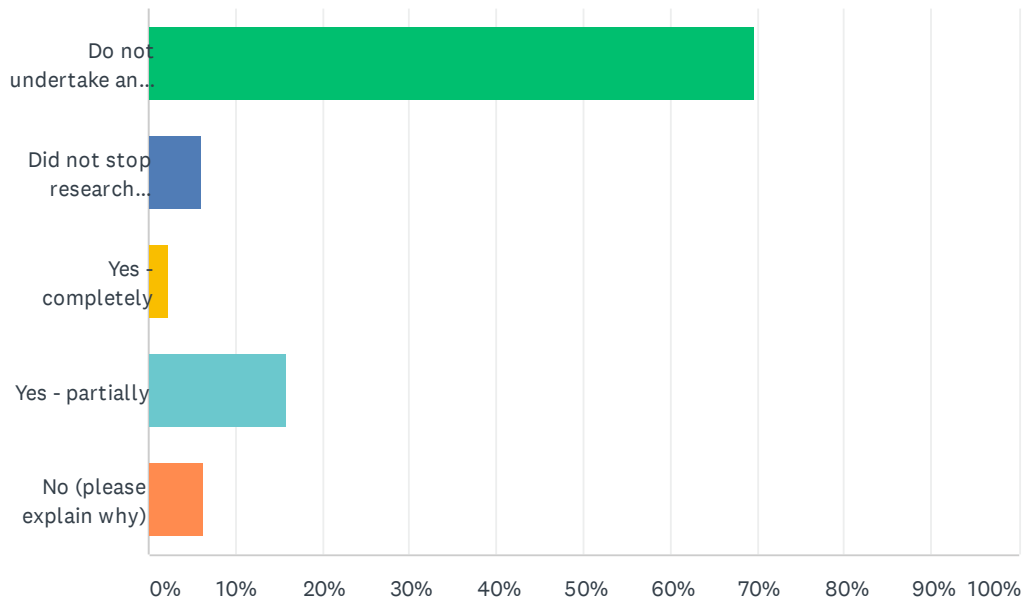
Answered: 5,793



	STRONGLY AGREE	SLIGHTLY AGREE	NEITHER AGREE NOR DISAGREE	SLIGHTLY DISAGREE	STRONGLY DISAGREE	NOT RELEVANT	TOTAL
I can give my undergraduate students the supervision they need	12.77% 739	18.81% 1,089	7.83% 453	12.01% 695	9.95% 576	38.63% 2,236	5,788
I can give my postgraduate trainees the supervision they need	23.16% 1,339	20.41% 1,180	5.88% 340	9.67% 559	5.41% 313	35.47% 2,051	5,782
I find it easy to educate / train other staff, students and trainees online / virtually rather than in person	4.34% 251	13.56% 785	12.67% 733	20.24% 1,171	22.26% 1,288	26.94% 1,559	5,787

## Have you been able to restart any research activity that ceased with the first wave of Covid-19?

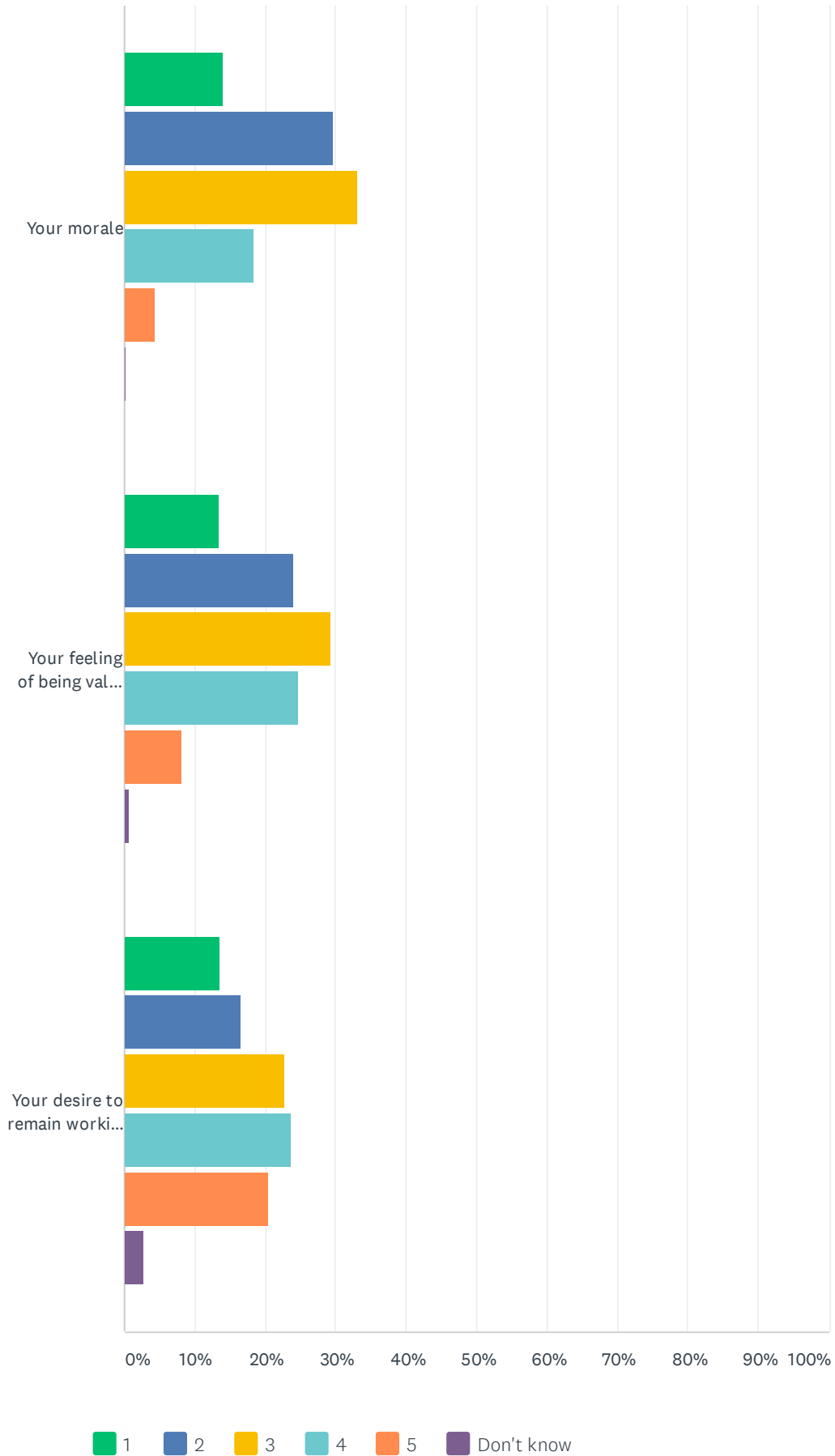
Answered: 5,710



ANSWER CHOICES	RESPONSES	
Do not undertake any research activity	69.61%	3,975
Did not stop research activity	6.02%	344
Yes - completely	2.35%	134
Yes - partially	15.81%	903
No (please explain why)	6.20%	354
<b>TOTAL</b>		<b>5,710</b>

On a scale of one to five, where 1 equals very low / negative, and 5 equals very high / positive, how would you describe the current level of:

Answered: 5,777

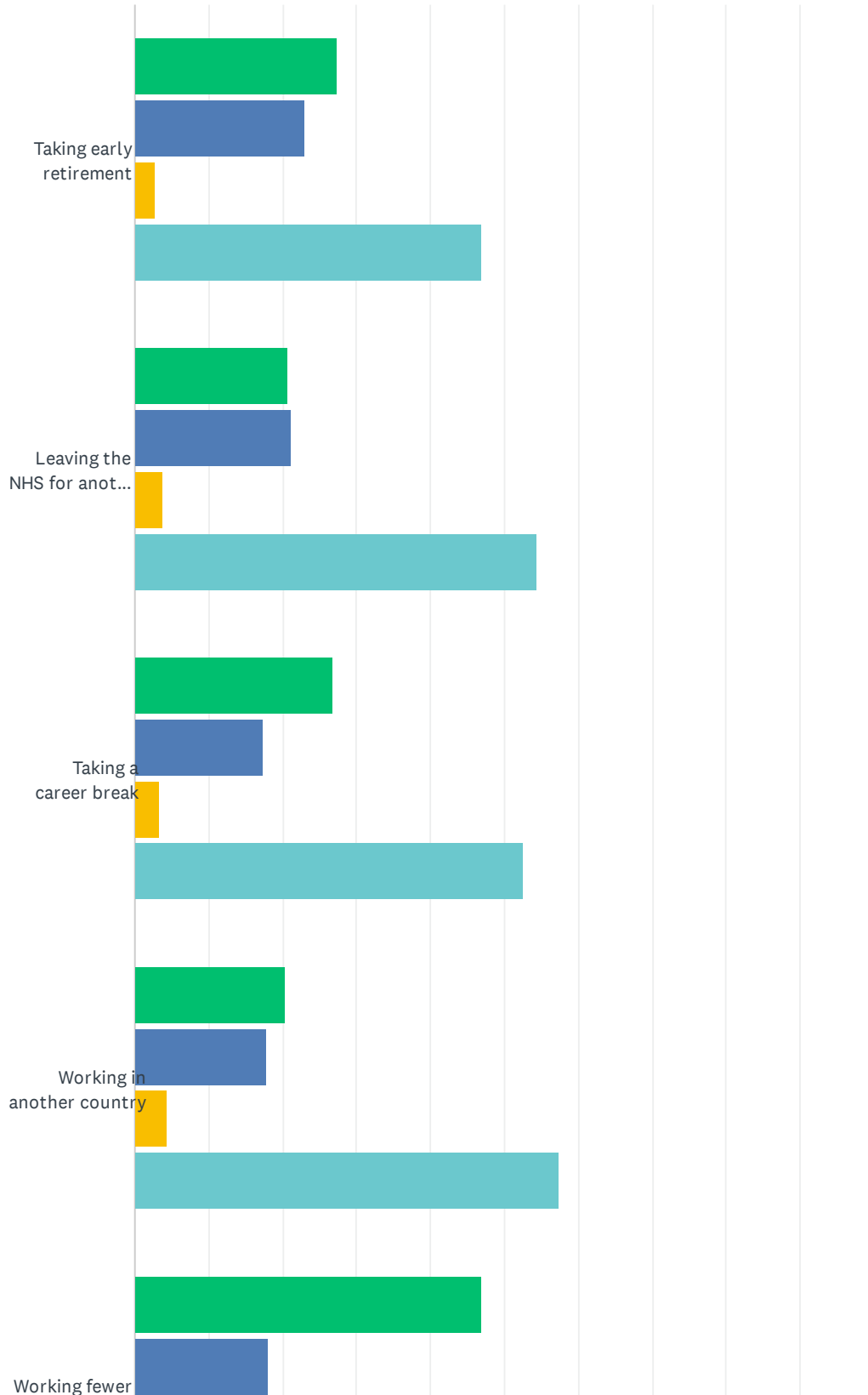




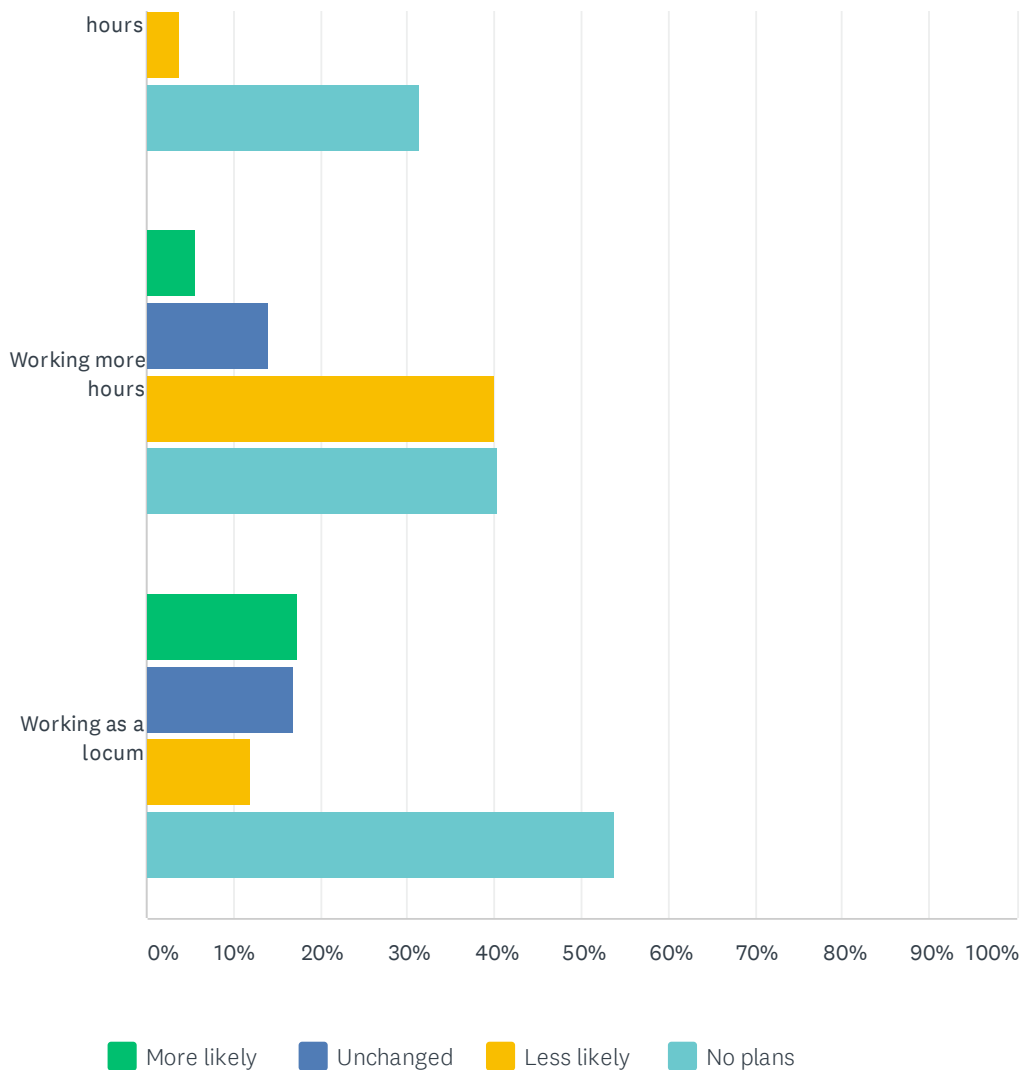
	1	2	3	4	5	DON'T KNOW	TOTAL	WEIGHTED AVERAGE
Your morale	14.09% 811	29.74% 1,712	32.97% 1,898	18.45% 1,062	4.45% 256	0.30% 17	5,756	2.69
Your feeling of being valued as a doctor	13.40% 773	23.97% 1,383	29.19% 1,684	24.61% 1,420	8.25% 476	0.59% 34	5,770	2.90
Your desire to remain working in the NHS during the next year	13.69% 789	16.62% 958	22.81% 1,315	23.56% 1,358	20.58% 1,186	2.74% 158	5,764	3.21

# How, if at all, have you changed your career plans for the next year in the following areas?

Answered: 5,770



England/Wales/Northern Ireland



	MORE LIKELY	UNCHANGED	LESS LIKELY	NO PLANS	TOTAL
Taking early retirement	27.50% 1,581	22.96% 1,320	2.68% 154	46.87% 2,695	5,750
Leaving the NHS for another career	20.71% 1,188	21.22% 1,217	3.75% 215	54.32% 3,115	5,735
Taking a career break	26.74% 1,534	17.28% 991	3.42% 196	52.56% 3,015	5,736
Working in another country	20.32% 1,165	17.82% 1,022	4.45% 255	57.41% 3,292	5,734
Working fewer hours	46.88% 2,691	18.07% 1,037	3.76% 216	31.29% 1,796	5,740
Working more hours	5.71% 326	14.04% 802	39.96% 2,282	40.29% 2,301	5,711
Working as a locum	17.41% 999	16.87% 968	11.94% 685	53.78% 3,086	5,738