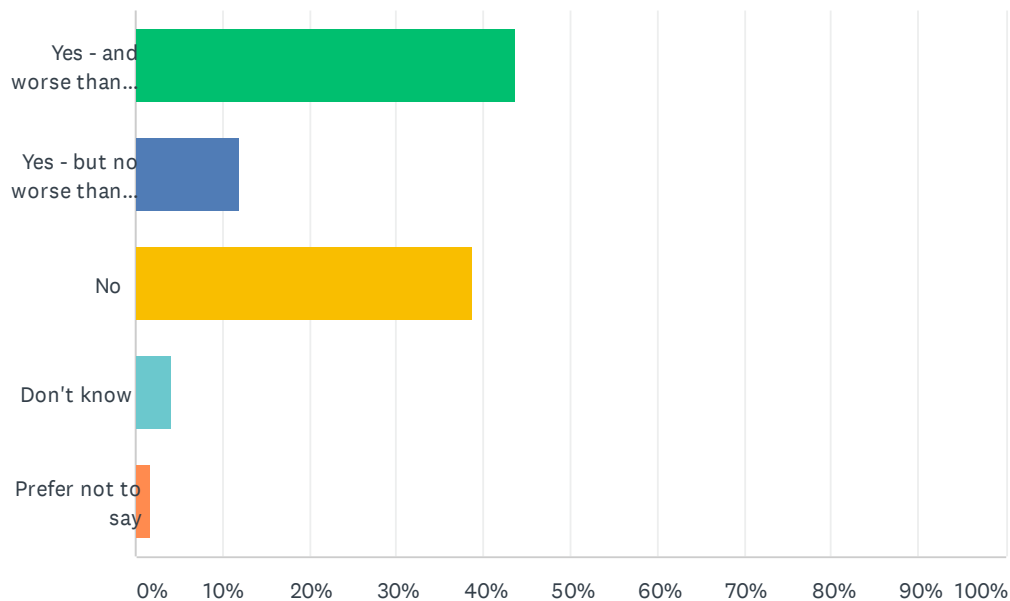


During this pandemic, do you consider that you are currently suffering from any of depression, anxiety, stress, burnout, emotional distress or other mental health condition relating to or made worse by your work?

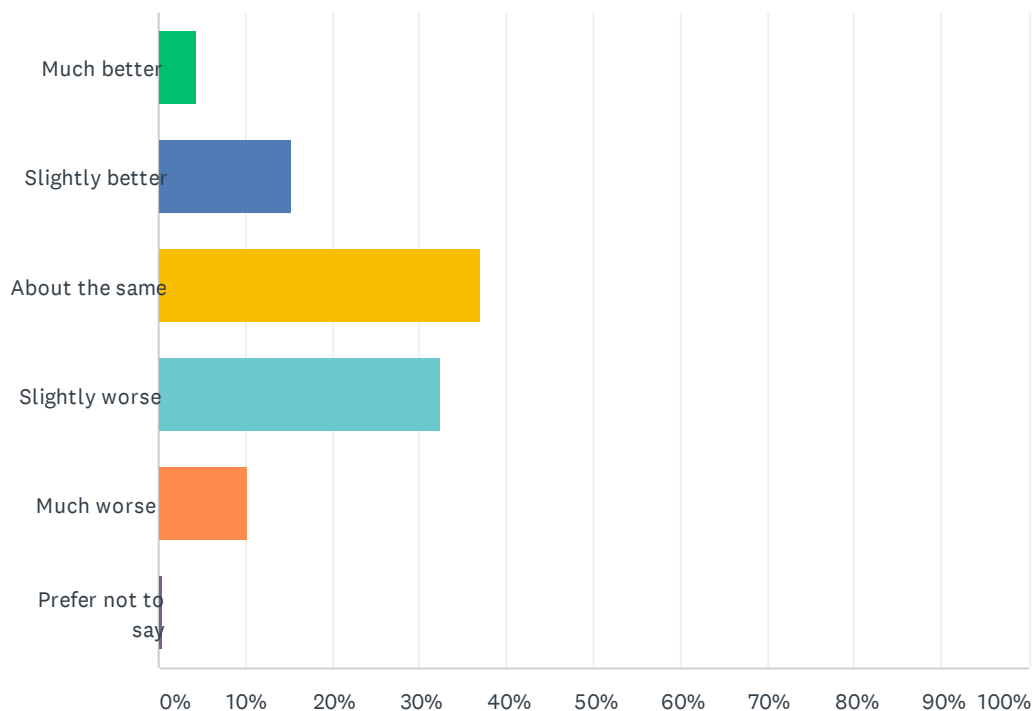
Answered: 7,453



ANSWER CHOICES	RESPONSES	
Yes - and worse than before the start of the pandemic	43.66%	3,254
Yes - but no worse than before the start of the pandemic	11.83%	882
No	38.68%	2,883
Don't know	4.15%	309
Prefer not to say	1.68%	125
TOTAL		7,453

How does your current level of health and wellbeing compare with that during the first wave of the pandemic?

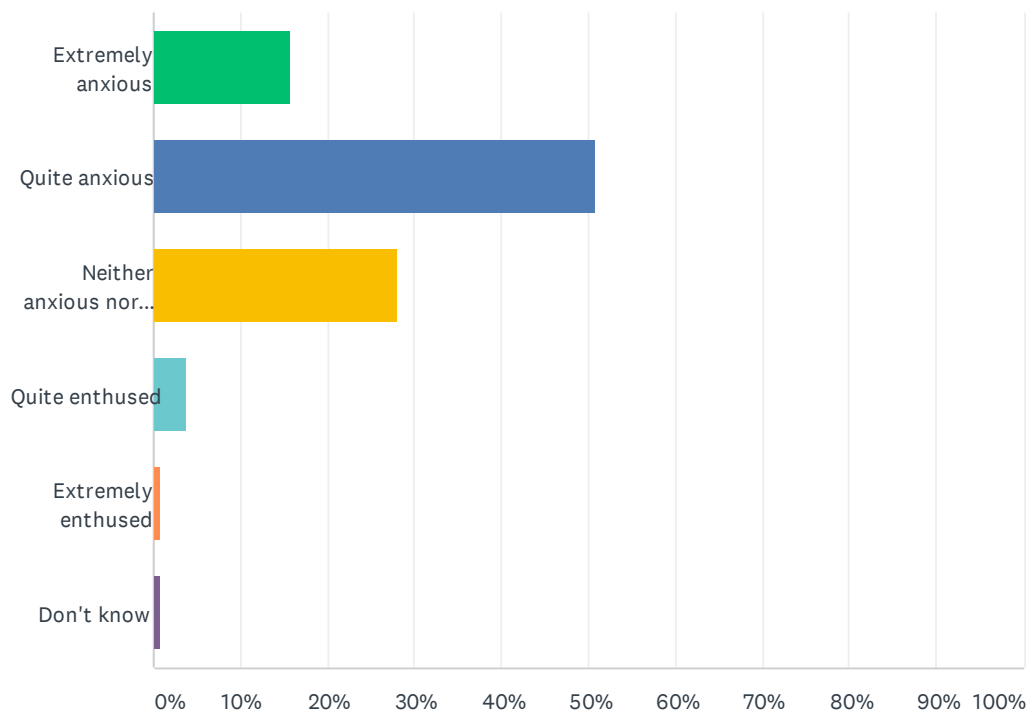
Answered: 7,462



ANSWER CHOICES	RESPONSES	
Much better	4.45%	332
Slightly better	15.36%	1,146
About the same	37.09%	2,768
Slightly worse	32.42%	2,419
Much worse	10.29%	768
Prefer not to say	0.39%	29
TOTAL		7,462

How anxious or enthused do you personally feel about working during the forthcoming Autumn/ Winter months?

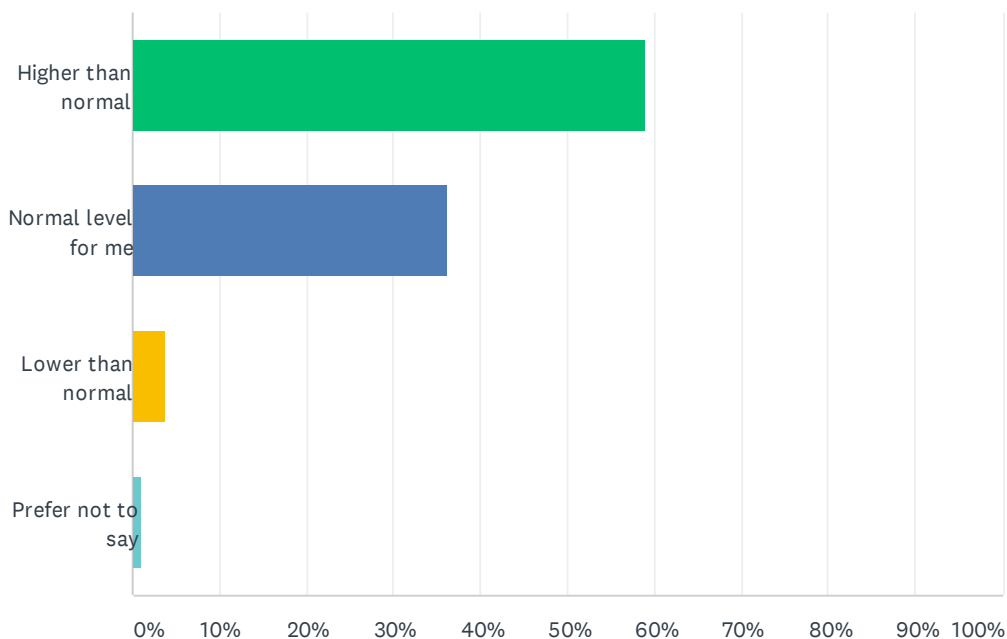
Answered: 7,458



ANSWER CHOICES	RESPONSES	
Extremely anxious	15.77%	1,176
Quite anxious	50.91%	3,797
Neither anxious nor enthused	27.98%	2,087
Quite enthused	3.82%	285
Extremely enthused	0.78%	58
Don't know	0.74%	55
TOTAL		7,458

How would you describe your current level of fatigue or exhaustion from working during this pandemic?

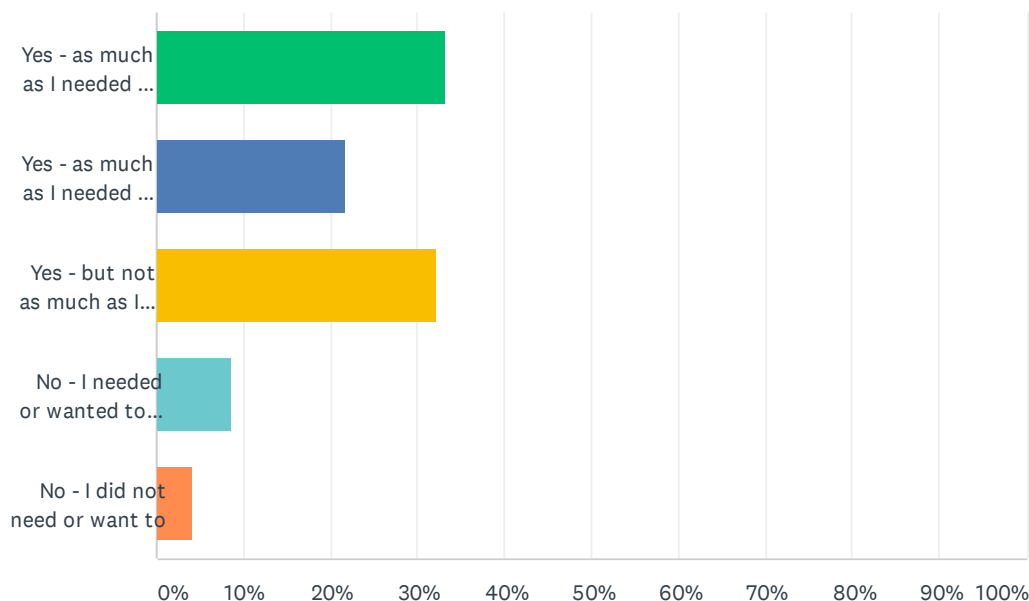
Answered: 7,467



ANSWER CHOICES	RESPONSES	
Higher than normal	59.01%	4,406
Normal level for me	36.23%	2,705
Lower than normal	3.75%	280
Prefer not to say	1.02%	76
TOTAL		7,467

Have you been able to take any break during the first wave of the pandemic (between March and September)?

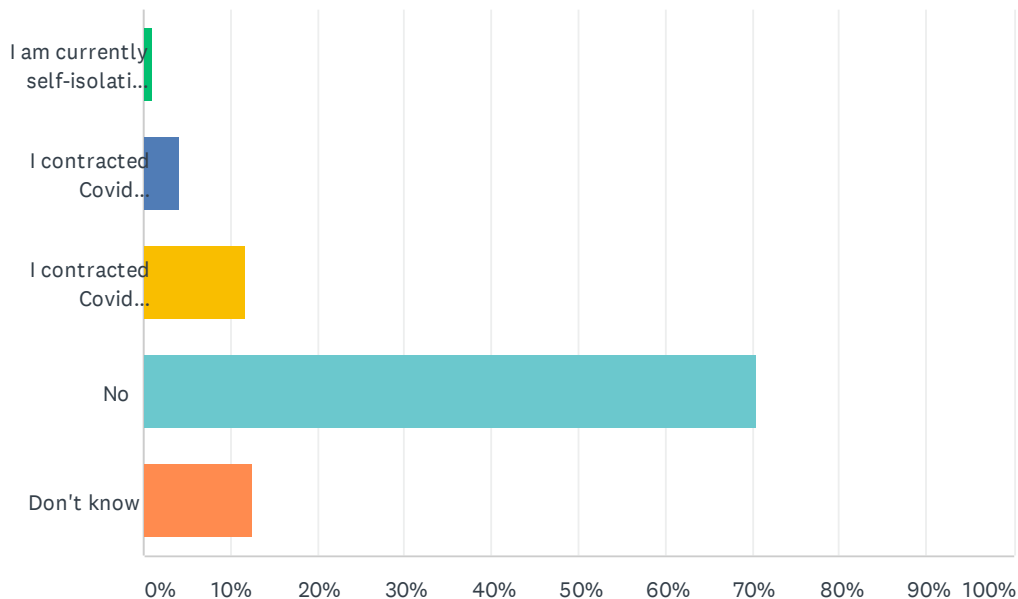
Answered: 7,453



ANSWER CHOICES	RESPONSES	
Yes - as much as I needed and wanted	33.29%	2,481
Yes - as much as I needed but not what I wanted	21.83%	1,627
Yes - but not as much as I needed	32.17%	2,398
No - I needed or wanted to but was not allowed / had to cancel	8.52%	635
No - I did not need or want to	4.19%	312
TOTAL		7,453

Have you personally contracted Coronavirus?

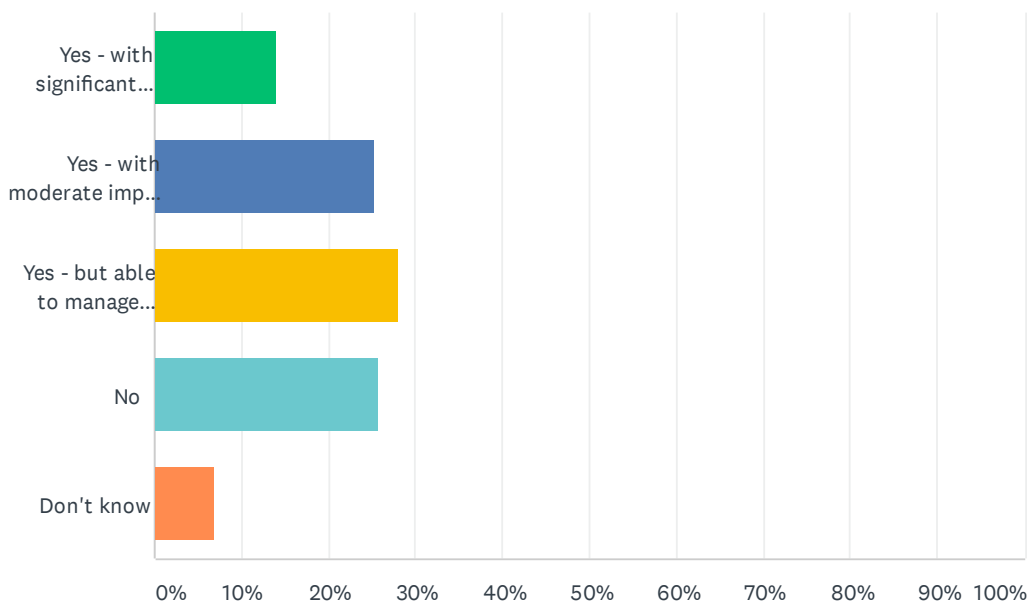
Answered: 7,466



ANSWER CHOICES	RESPONSES	
I am currently self-isolating as a result of personally contracting Covid	1.08%	81
I contracted Covid previously, and am suffering from continuing symptoms several weeks after the start of my Covid symptoms	4.10%	306
I contracted Covid previously, but I am now fully recovered	11.72%	875
No	70.51%	5,264
Don't know	12.59%	940
TOTAL		7,466

Have any clinical colleagues in your department / team / practice been on sick leave or are self-isolating within the last two weeks?

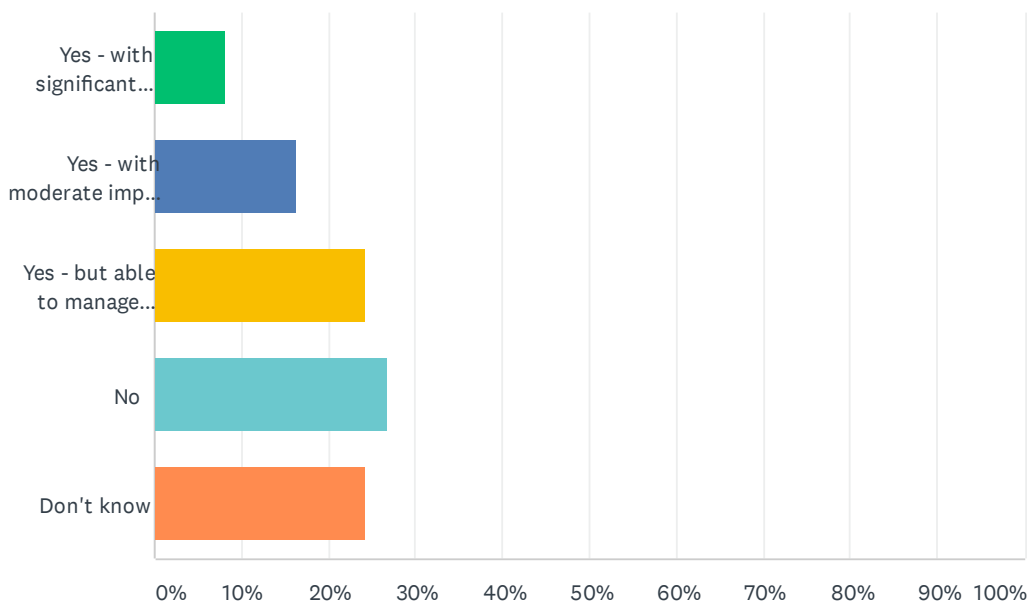
Answered: 7,423



ANSWER CHOICES	RESPONSES	
Yes - with significant impact on patient care	14.08%	1,045
Yes - with moderate impact on patient care	25.31%	1,879
Yes - but able to manage impact	27.98%	2,077
No	25.73%	1,910
Don't know	6.90%	512
TOTAL		7,423

Have any non-clinical colleagues in your department / team / practice been on sick leave or are self-isolating within the last two weeks?

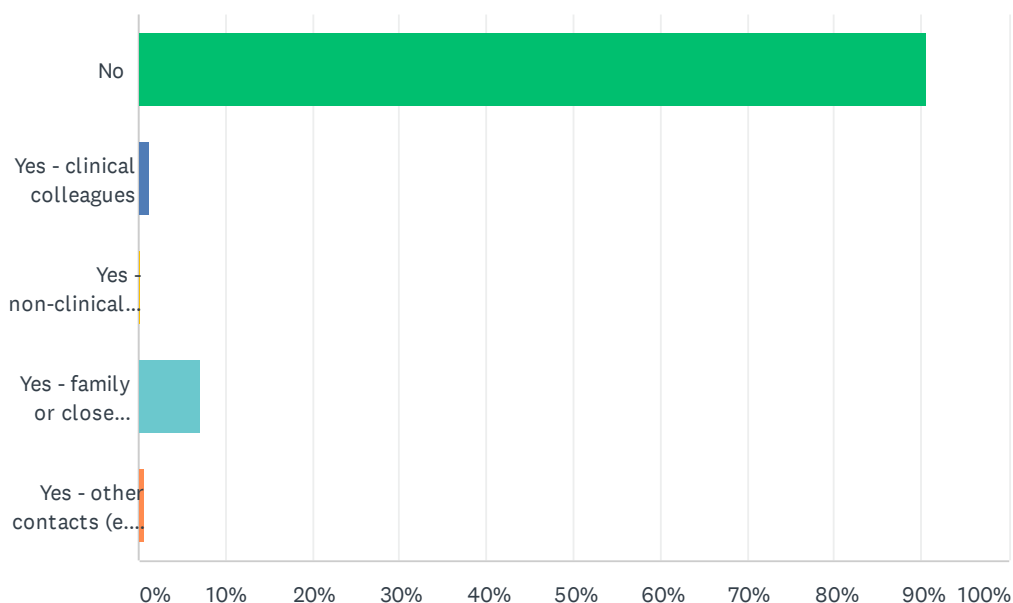
Answered: 7,423



ANSWER CHOICES	RESPONSES	
Yes - with significant impact on patient care	8.20%	609
Yes - with moderate impact on patient care	16.34%	1,213
Yes - but able to manage impact	24.24%	1,799
No	26.88%	1,995
Don't know	24.34%	1,807
TOTAL		7,423

Within the last two weeks, have you personally had to remove and self-isolate yourself from work as a result of colleagues, family or contacts having had Covid symptoms / positive test?

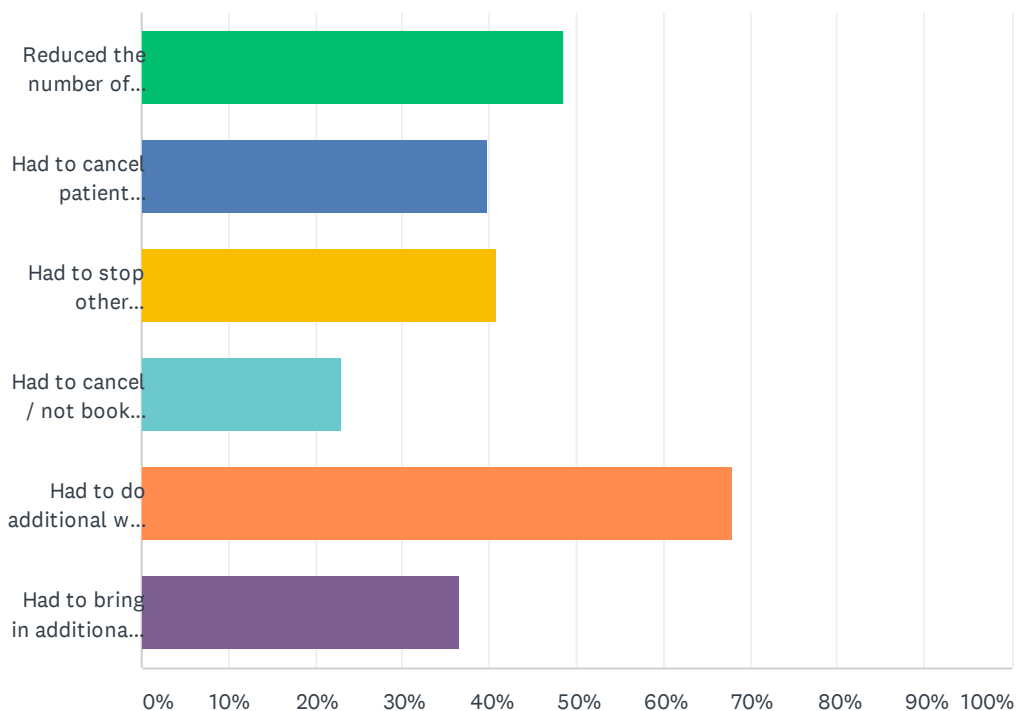
Answered: 7,418



ANSWER CHOICES	RESPONSES	
No	90.68%	6,727
Yes - clinical colleagues	1.32%	98
Yes - non-clinical colleagues	0.30%	22
Yes - family or close friends	7.09%	526
Yes - other contacts (e.g. test & trace arrangements)	0.61%	45
TOTAL		7,418

What impact, if any, has self-isolation and sick leave due to Covid had on your department / team / practice?

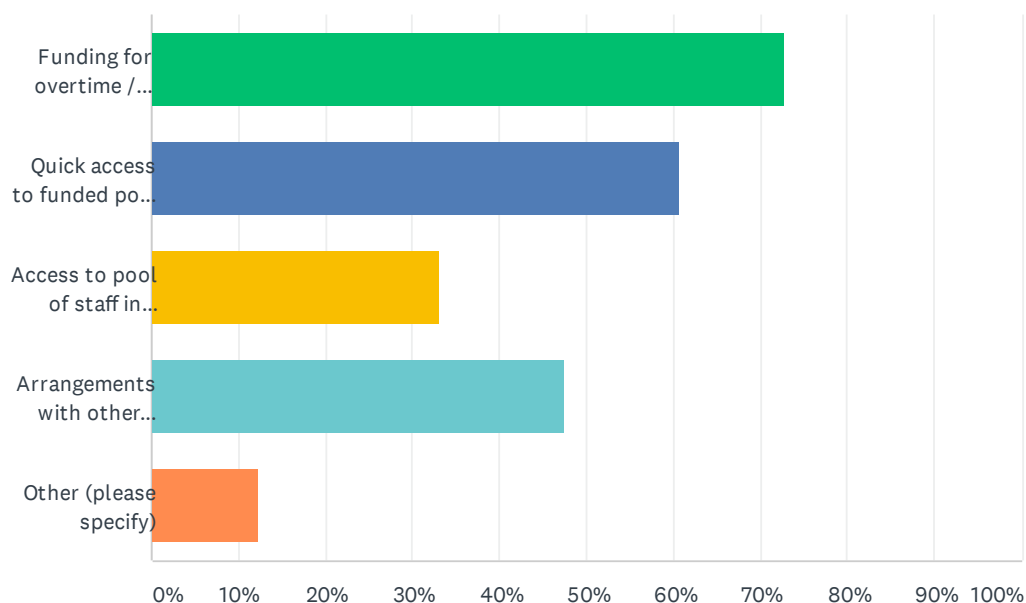
Answered: 3,220



ANSWER CHOICES	RESPONSES	
Reduced the number of patients who can be seen	48.45%	1,560
Had to cancel patient appointments	39.72%	1,279
Had to stop other activities (e.g. research, teaching, professional development)	40.81%	1,314
Had to cancel / not book annual leave	23.01%	741
Had to do additional work / overtime to cover for absent colleagues	67.89%	2,186
Had to bring in additional locum cover	36.68%	1,181
Total Respondents: 3,220		

Thinking about the next few months, which, if any, of the following might you need in your department / team / practice to help manage staffing shortages?

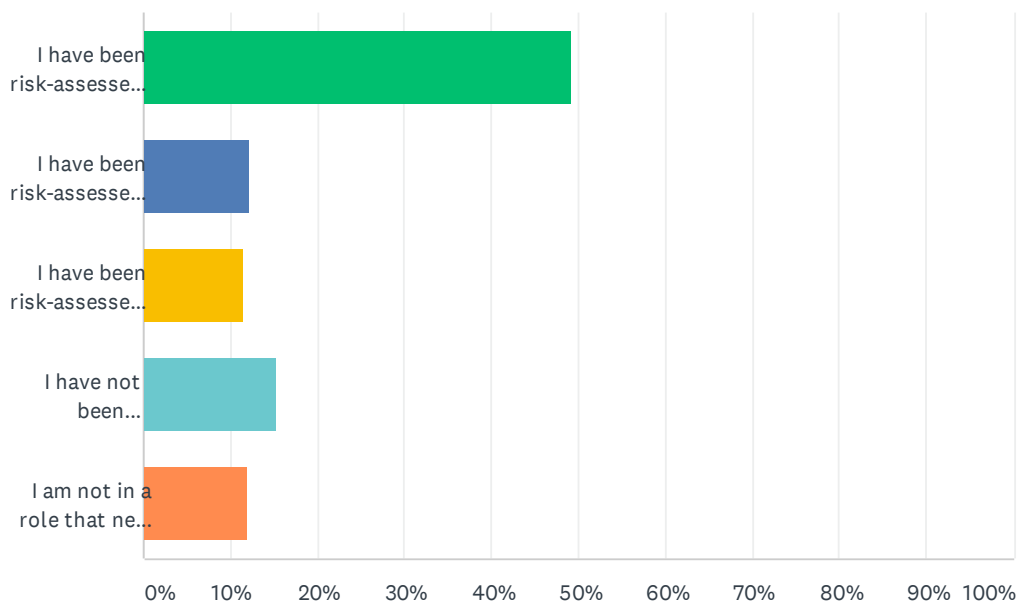
Answered: 3,236



ANSWER CHOICES	RESPONSES	
Funding for overtime / additional sessions	72.87%	2,358
Quick access to funded pool of locums	60.60%	1,961
Access to pool of staff in other organisations	33.16%	1,073
Arrangements with other organisations to support your department / team / practice, or see your patients	47.44%	1,535
Other (please specify)	12.39%	401
Total Respondents: 3,236		

Do you feel you need to be risk-assessed and need adjustments to be made to your role to be safe during the second wave of the pandemic?

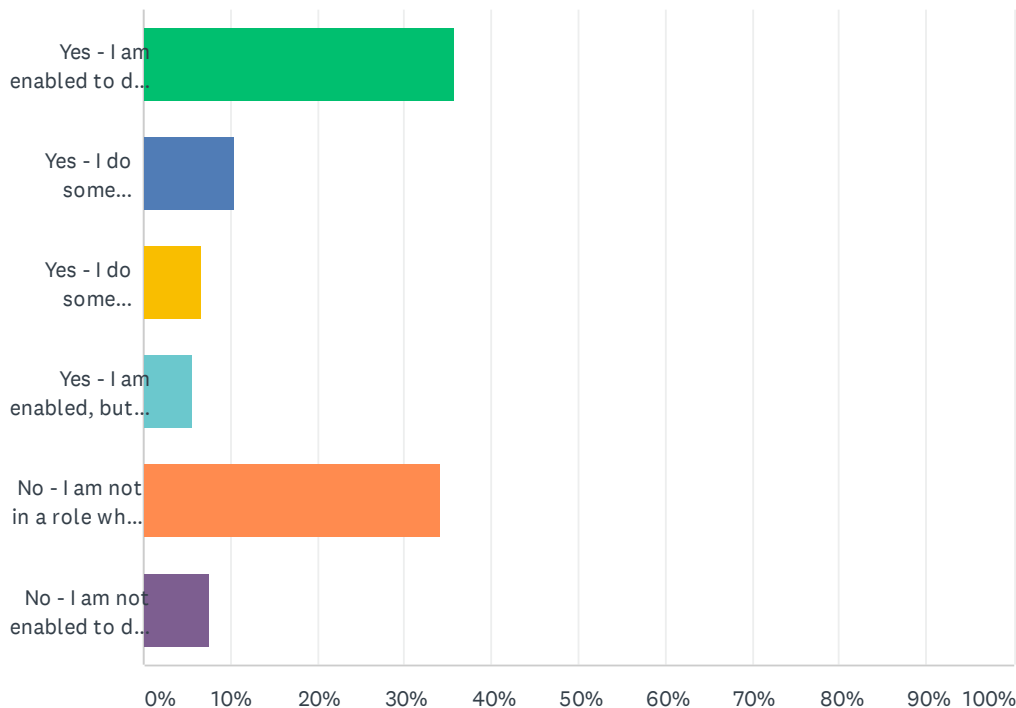
Answered: 4,610



ANSWER CHOICES	RESPONSES	
I have been risk-assessed and feel confident that appropriate adjustments have been made	49.07%	2,262
I have been risk-assessed but feel that appropriate adjustments have not been made	12.15%	560
I have been risk-assessed but feel the assessment now needs updating	11.54%	532
I have not been risk-assessed, but now feel I need to be and appropriate adjustments made as a result	15.25%	703
I am not in a role that needs risk-assessment or adjustments to be made	12.00%	553
TOTAL		4,610

Are you able to work remotely in your current role?

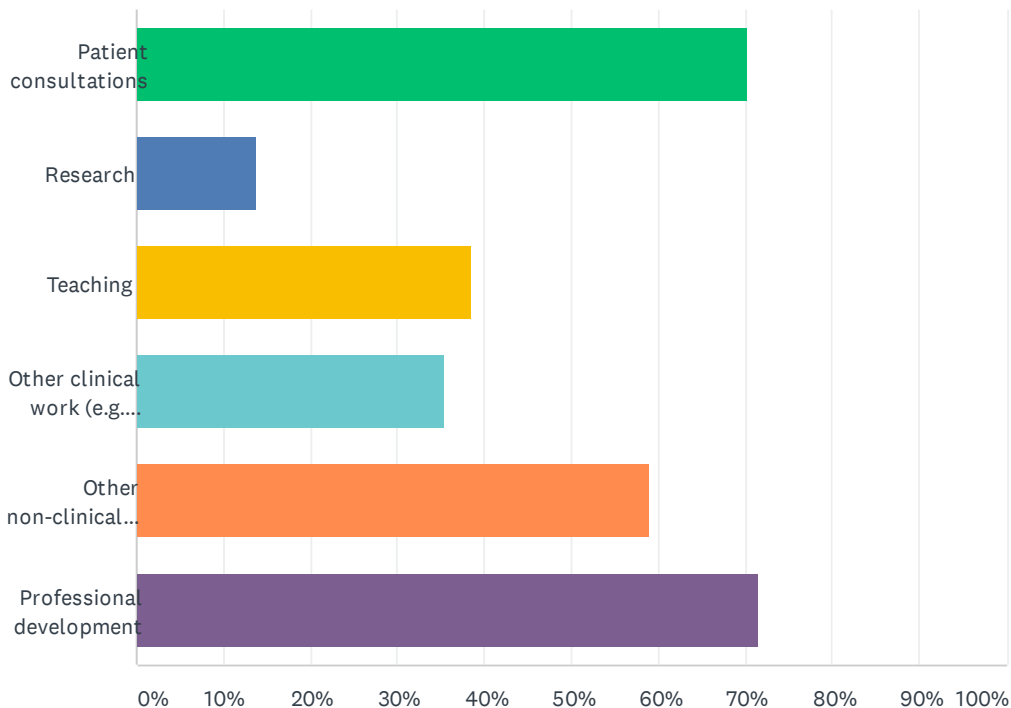
Answered: 7,330



ANSWER CHOICES	RESPONSES	
Yes - I am enabled to do so where this is appropriate	35.72%	2,618
Yes - I do some appropriate work remotely, but would like to be enabled to do more	10.40%	762
Yes - I do some appropriate work remotely, but choose not to do more even where that is possible	6.60%	484
Yes - I am enabled, but choose not to do any work remotely	5.55%	407
No - I am not in a role where remote working is possible or appropriate	34.16%	2,504
No - I am not enabled to do so, even though it would be safe and appropriate	7.57%	555
TOTAL		7,330

What activities do you undertake remotely?

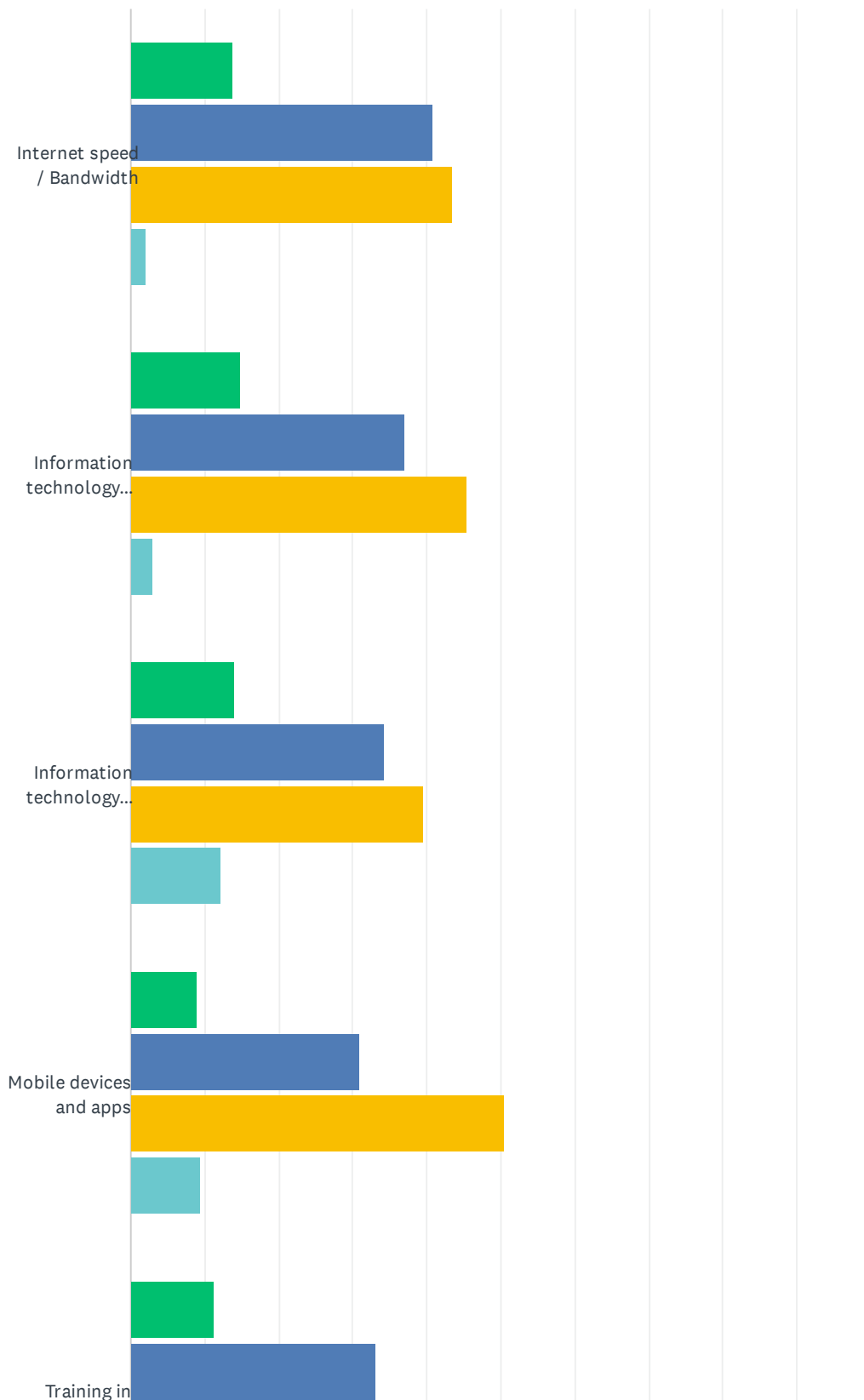
Answered: 3,832

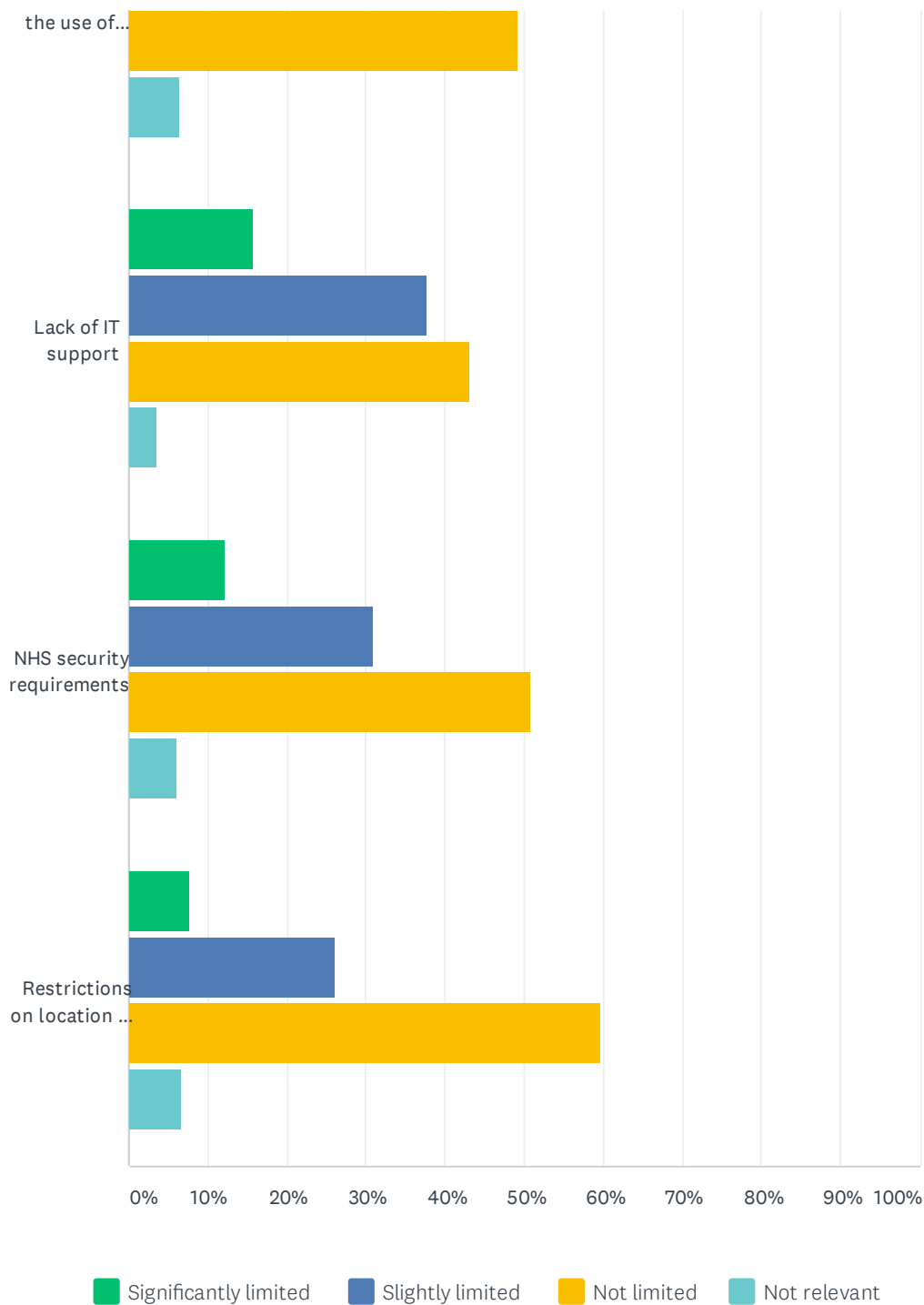


ANSWER CHOICES	RESPONSES	
Patient consultations	70.22%	2,691
Research	13.73%	526
Teaching	38.57%	1,478
Other clinical work (e.g. diagnostics)	35.26%	1,351
Other non-clinical work	58.92%	2,258
Professional development	71.53%	2,741
Total Respondents: 3,832		

To what extent, if at all, has your ability to undertake your work remotely been limited by any of the following?

Answered: 3,821

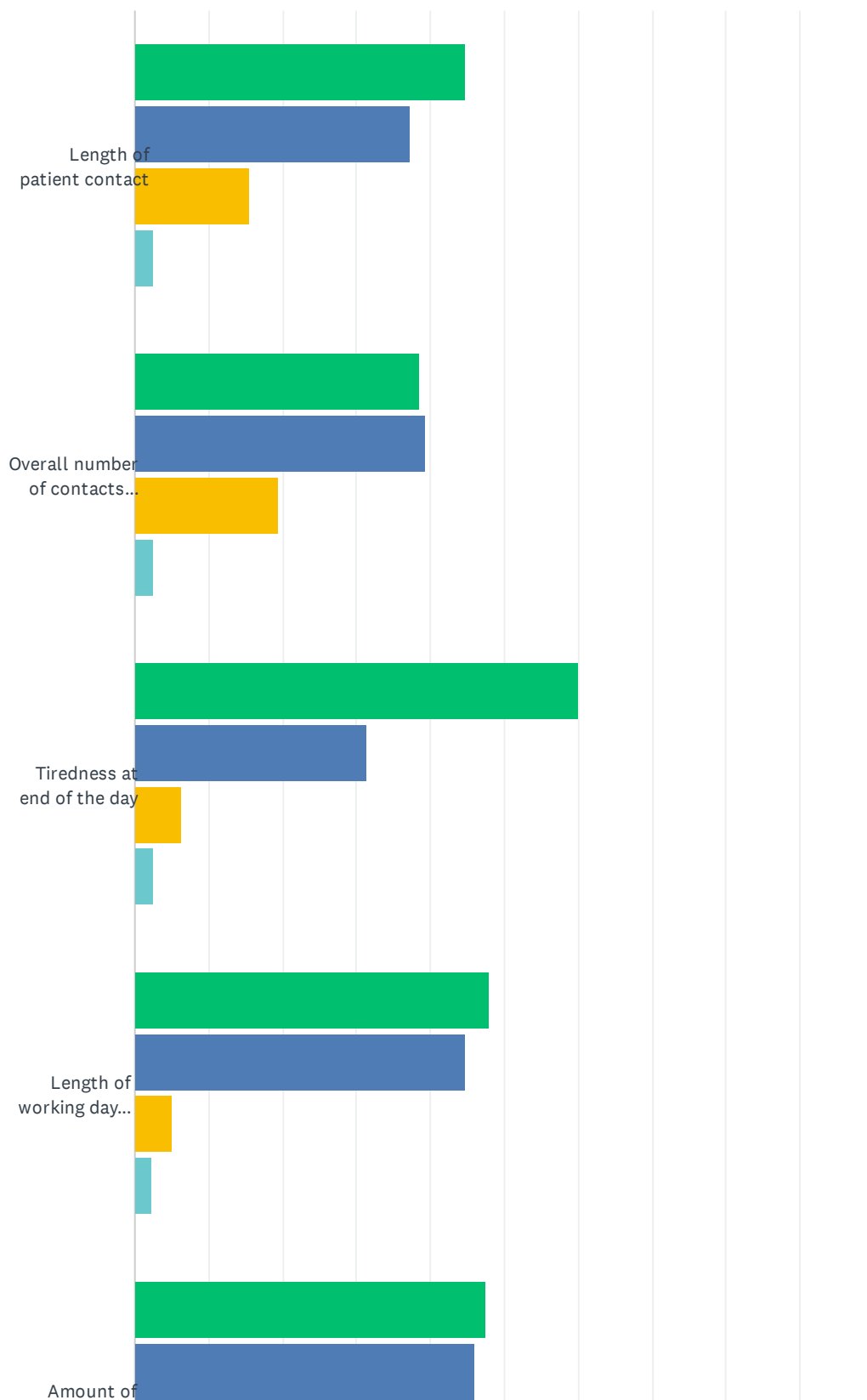


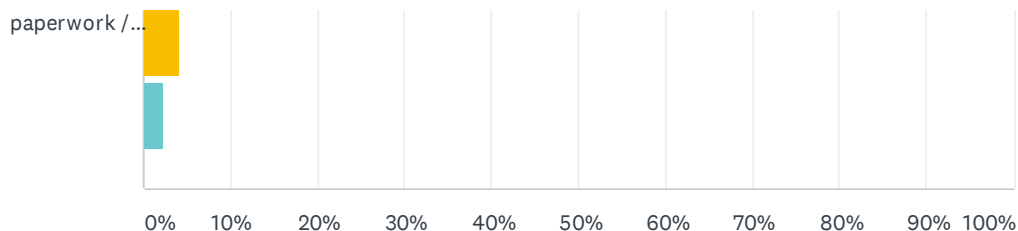


	SIGNIFICANTLY LIMITED	SLIGHTLY LIMITED	NOT LIMITED	NOT RELEVANT	TOTAL
Internet speed / Bandwidth	13.70% 521	40.74% 1,549	43.45% 1,652	2.10% 80	3,802
Information technology hardware (e.g. video camera)	14.76% 563	36.93% 1,409	45.43% 1,733	2.88% 110	3,815
Information technology software (e.g. cloud-based video consultations)	14.06% 535	34.32% 1,306	39.55% 1,505	12.06% 459	3,805
Mobile devices and apps	9.09% 346	31.03% 1,181	50.50% 1,922	9.38% 357	3,806
Training in the use of software/hardware	11.20% 426	33.13% 1,260	49.09% 1,867	6.57% 250	3,803
Lack of IT support	15.65% 596	37.68% 1,435	43.20% 1,645	3.47% 132	3,808
NHS security requirements	12.14% 461	30.96% 1,176	50.82% 1,930	6.08% 231	3,798
Restrictions on location can work remotely from (e.g. home)	7.70% 293	26.06% 992	59.55% 2,267	6.70% 255	3,807

How have remote consultations impacted upon your working day in the following areas?

Answered: 2,656



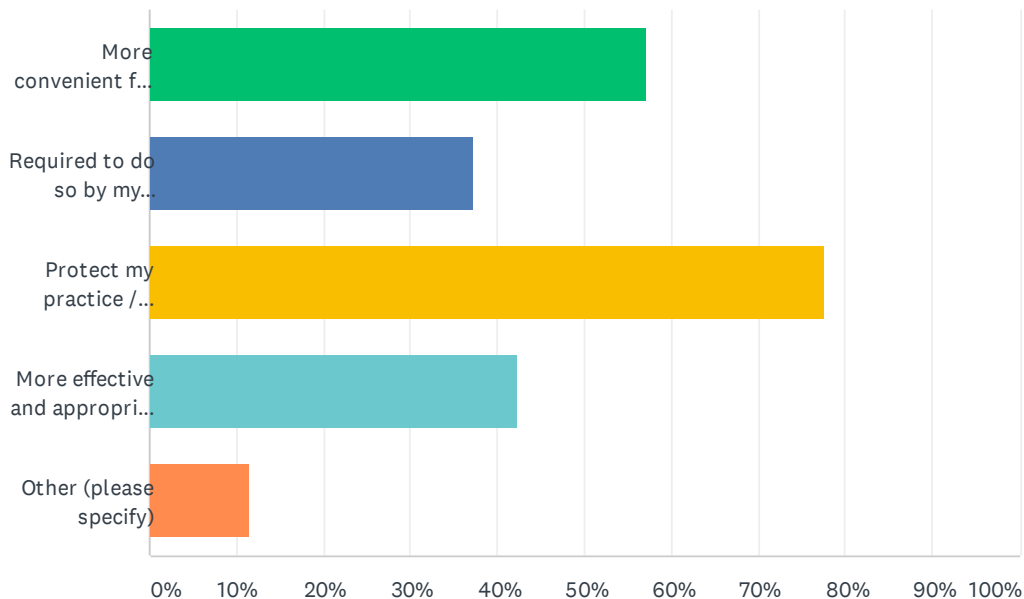


■ Increased
 ■ Same
 ■ Decreased
 ■ Not relevant

	INCREASED	SAME	DECREASED	NOT RELEVANT	TOTAL
Length of patient contact	44.72% 1,187	37.30% 990	15.41% 409	2.56% 68	2,654
Overall number of contacts each day	38.57% 1,022	39.43% 1,045	19.40% 514	2.60% 69	2,650
Tiredness at end of the day	60.01% 1,592	31.29% 830	6.22% 165	2.49% 66	2,653
Length of working day overall	47.93% 1,272	44.84% 1,190	4.97% 132	2.26% 60	2,654
Amount of paperwork / administration generated	47.46% 1,260	46.06% 1,223	4.18% 111	2.30% 61	2,655

Why are you offering remote consultations to your patients?

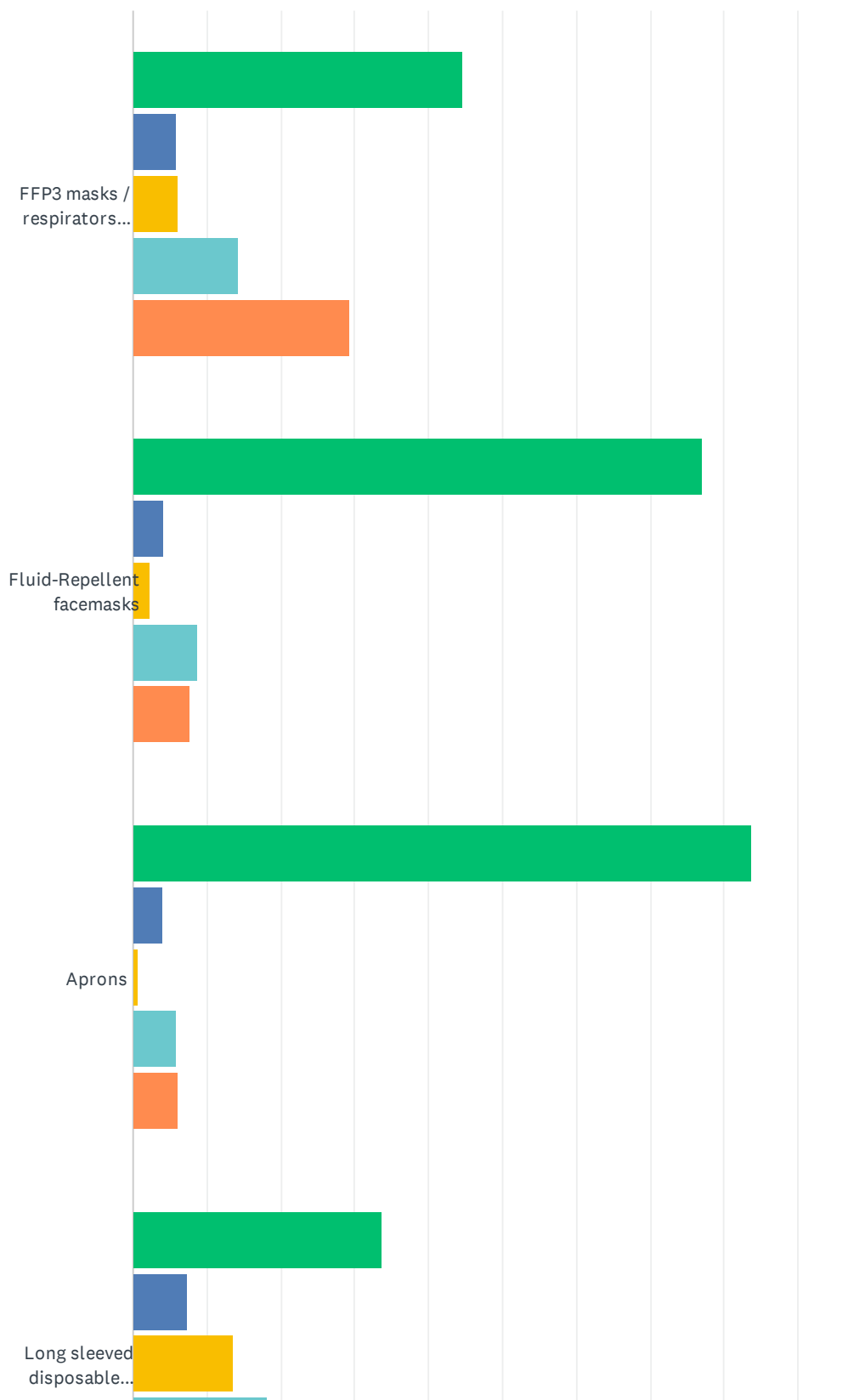
Answered: 2,653

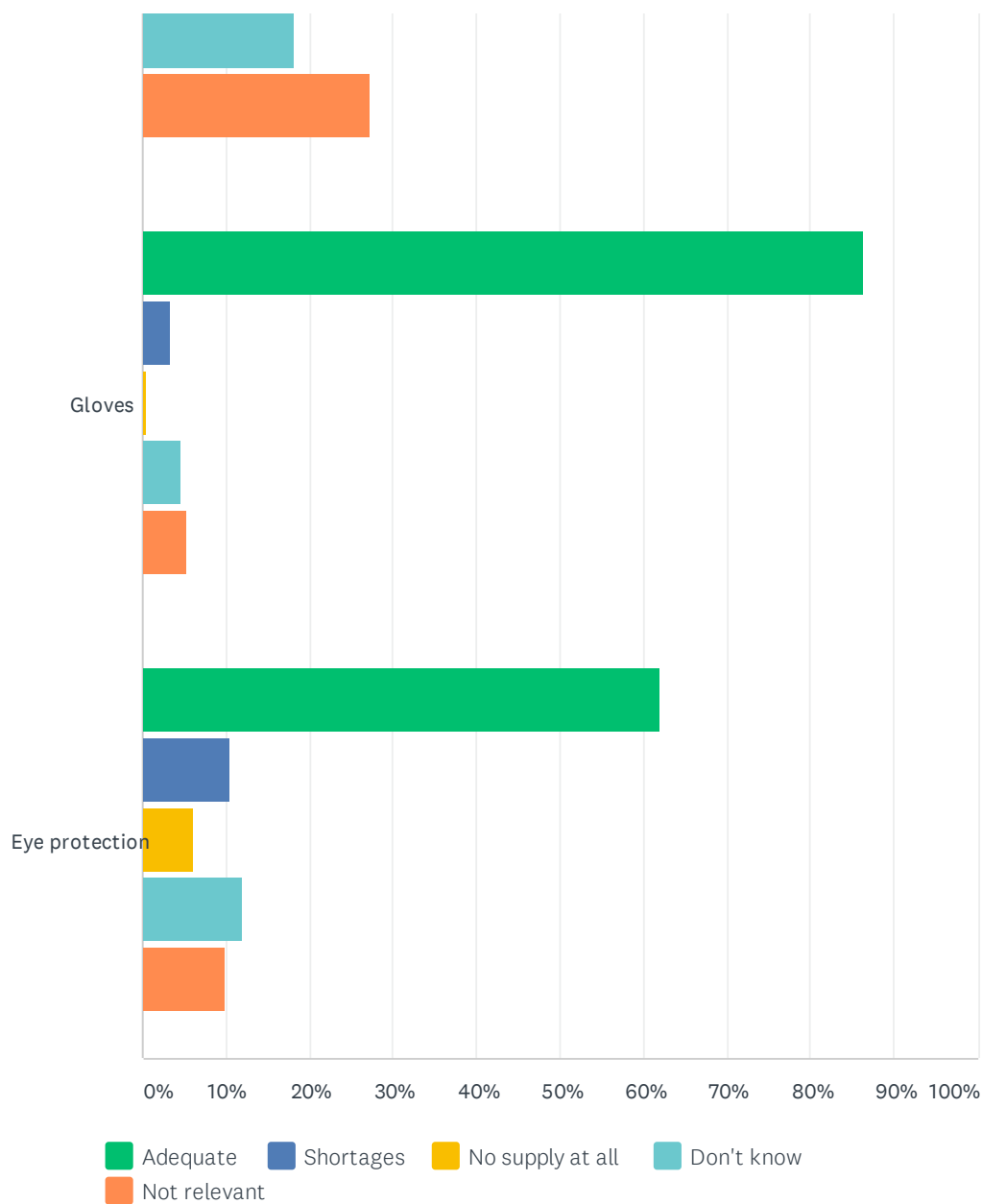


ANSWER CHOICES	RESPONSES	
More convenient for patients for whom remote consultations are appropriate	57.07%	1,514
Required to do so by my employer / local health service management	37.32%	990
Protect my practice / department and patients from being infected by / spreading Coronavirus	77.61%	2,059
More effective and appropriate for many patients' clinical conditions	42.29%	1,122
Other (please specify)	11.61%	308
Total Respondents: 2,653		

Over the last two weeks, have you had adequate NHS supplies or shortages of the following PPE?

Answered: 7,191

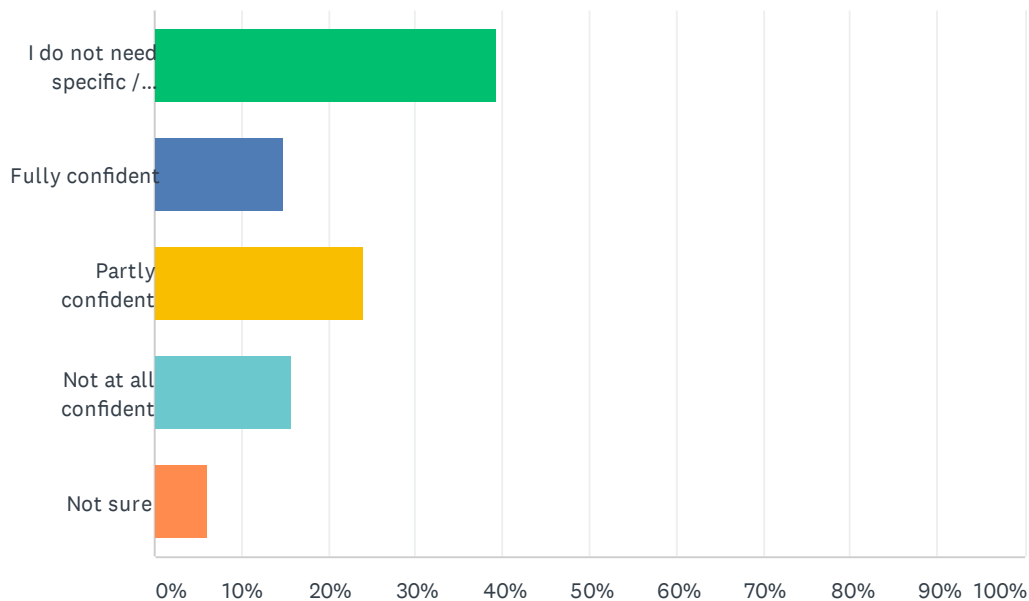




	ADEQUATE	SHORTAGES	NO SUPPLY AT ALL	DON'T KNOW	NOT RELEVANT	TOTAL
FFP3 masks / respirators (for AGP areas)	44.60% 3,198	5.91% 424	6.14% 440	14.14% 1,014	29.21% 2,094	7,170
Fluid-Repellent facemasks	76.97% 5,524	4.22% 303	2.27% 163	8.69% 624	7.84% 563	7,177
Aprons	83.73% 5,997	3.92% 281	0.56% 40	5.79% 415	5.99% 429	7,162
Long sleeved disposable gowns	33.73% 2,419	7.24% 519	13.64% 978	18.18% 1,304	27.21% 1,951	7,171
Gloves	86.41% 6,188	3.35% 240	0.43% 31	4.66% 334	5.14% 368	7,161
Eye protection	61.95% 4,444	10.37% 744	6.05% 434	11.90% 854	9.73% 698	7,174

If you have specific / special needs for personal equipment, how confident are you that you will have sufficient fully fit-tested and adjusted PPE during the second wave of the pandemic?

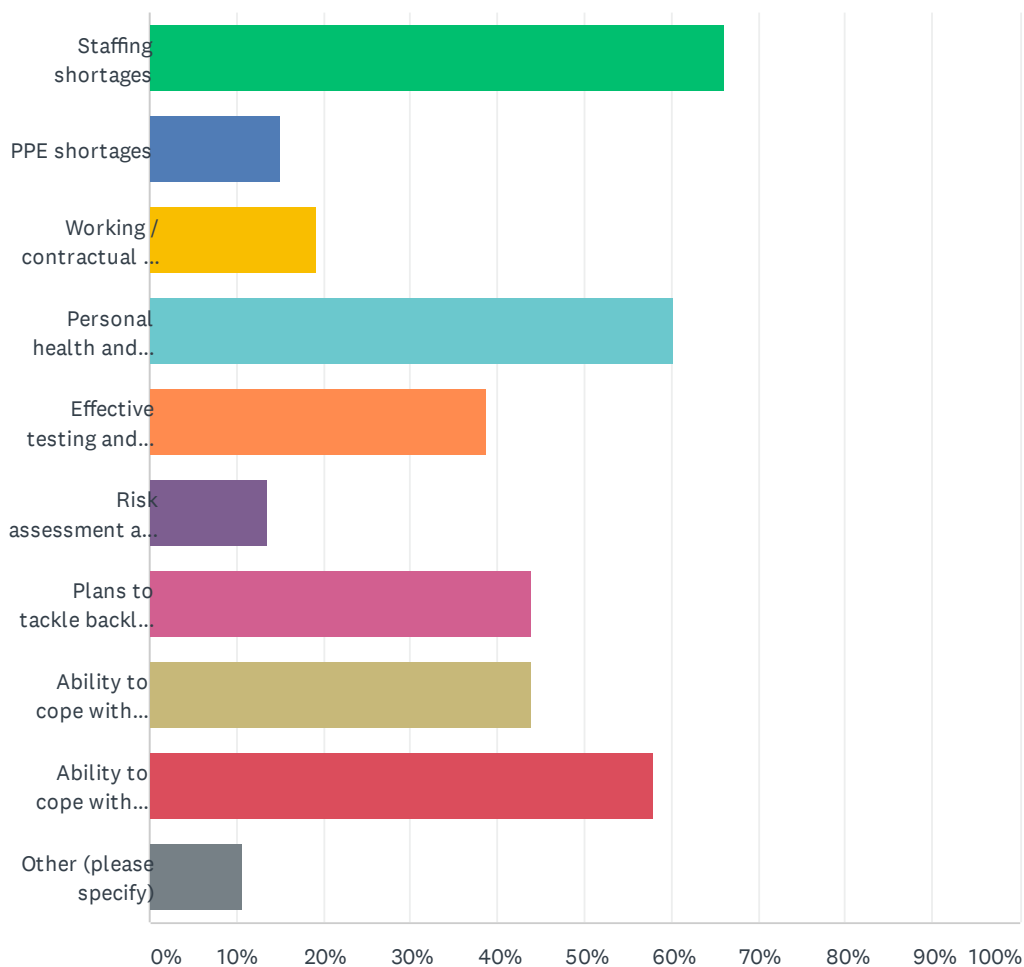
Answered: 7,168



ANSWER CHOICES	RESPONSES	
I do not need specific / special PPE	39.36%	2,821
Fully confident	14.76%	1,058
Partly confident	24.12%	1,729
Not at all confident	15.78%	1,131
Not sure	5.98%	429
TOTAL		7,168

Which of the following issues are you most concerned about when thinking about the next few months? Please choose up to 4 answers

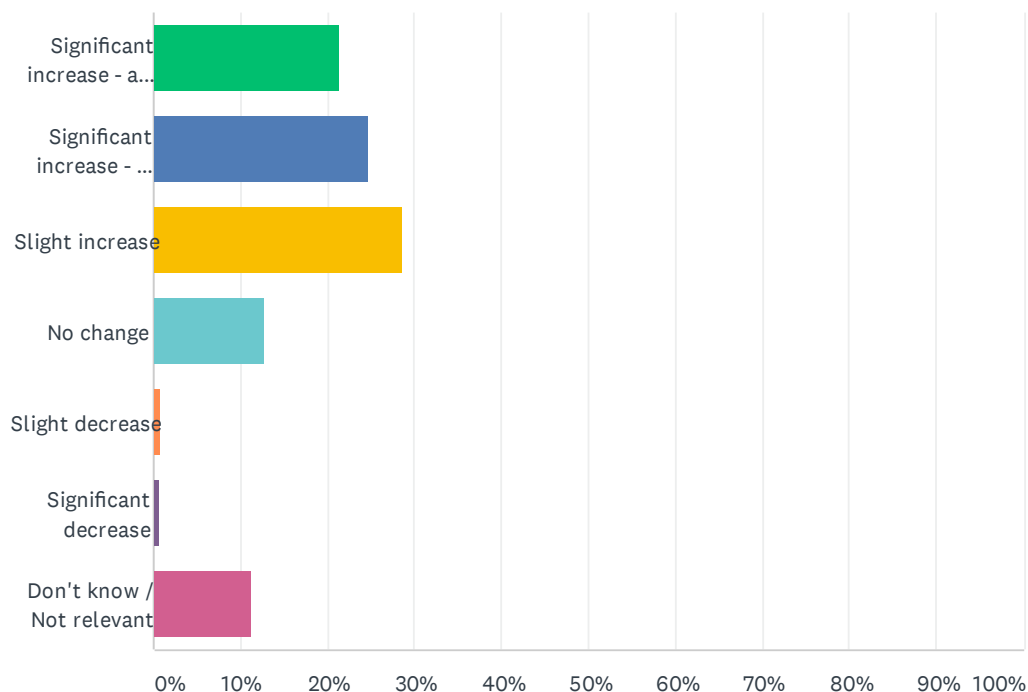
Answered: 7,152



ANSWER CHOICES	RESPONSES	
Staffing shortages	66.15%	4,731
PPE shortages	15.04%	1,076
Working / contractual / pay arrangements	19.17%	1,371
Personal health and wellbeing	60.16%	4,303
Effective testing and tracing	38.62%	2,762
Risk assessment and adjustment	13.58%	971
Plans to tackle backlog of waiting patients	43.97%	3,145
Ability to cope with demand from patients with Covid symptoms	43.92%	3,141
Ability to cope with demand from non-Covid patients	58.01%	4,149
Other (please specify)	10.65%	762
Total Respondents: 7,152		

Within the last two weeks, have you seen any change in the number of Covid cases during this second wave of the pandemic?

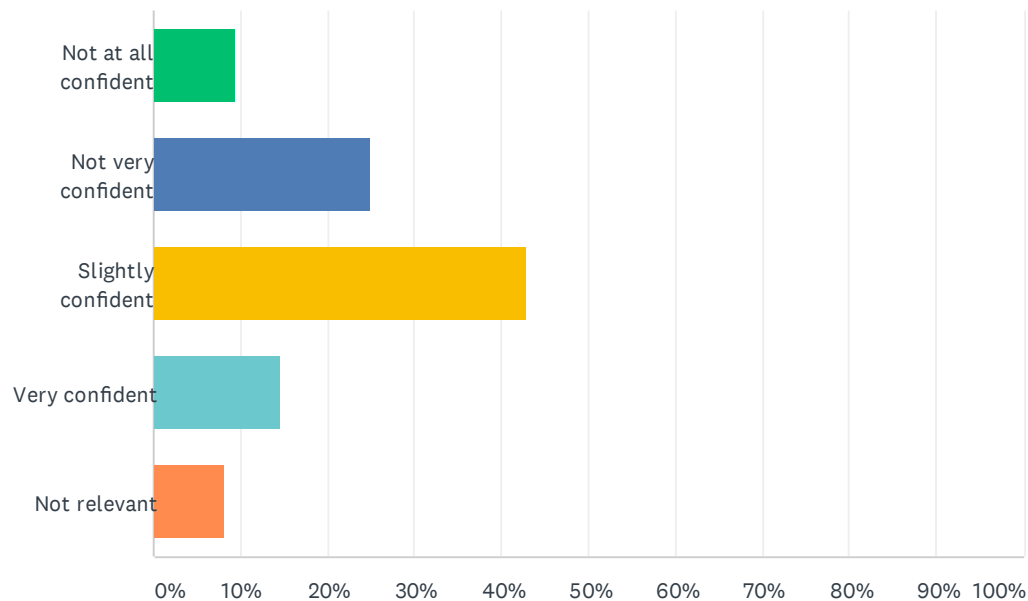
Answered: 7,105



ANSWER CHOICES	RESPONSES	
Significant increase - and higher than same point in first wave	21.39%	1,520
Significant increase - but lower than same point in first wave	24.64%	1,751
Slight increase	28.60%	2,032
No change	12.85%	913
Slight decrease	0.76%	54
Significant decrease	0.53%	38
Don't know / Not relevant	11.22%	797
TOTAL		7,105

How confident are you about your department / practice's ability to manage demand from patients with Covid symptoms during the second peak of the pandemic?

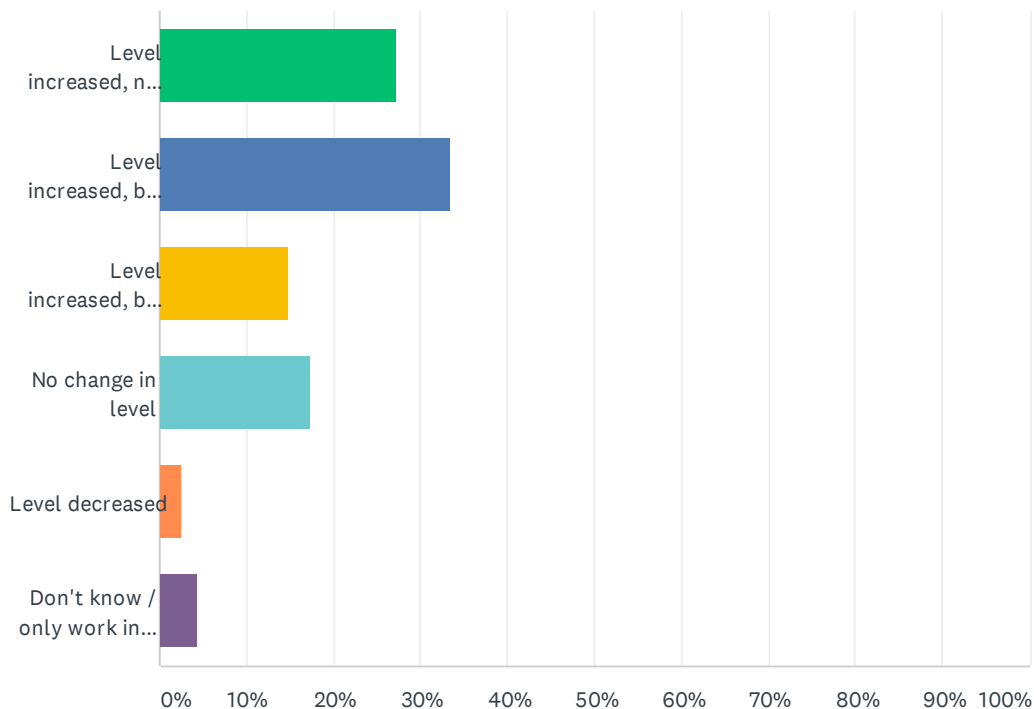
Answered: 7,113



ANSWER CHOICES	RESPONSES	
Not at all confident	9.52%	677
Not very confident	24.94%	1,774
Slightly confident	42.84%	3,047
Very confident	14.59%	1,038
Not relevant	8.11%	577
TOTAL		7,113

Within the last two weeks, what change, if any, have you experienced in the level of demand for non-Covid patient care?

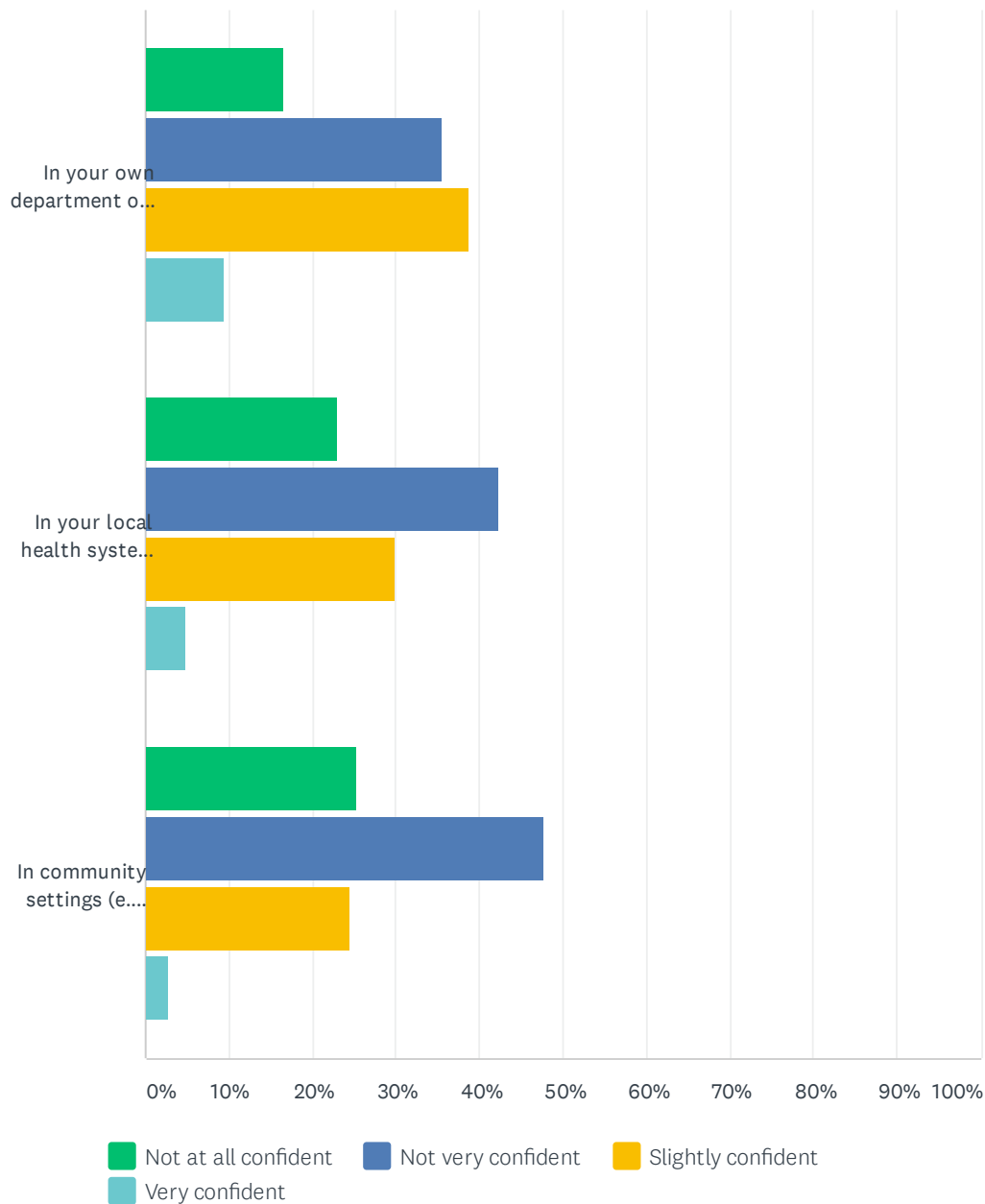
Answered: 6,989



ANSWER CHOICES	RESPONSES	
Level increased, now considerably higher than pre-Covid	27.29%	1,907
Level increased, back to pre-Covid level	33.57%	2,346
Level increased, but still at lower level than pre-Covid	14.79%	1,034
No change in level	17.41%	1,217
Level decreased	2.60%	182
Don't know / only work in Covid areas	4.34%	303
TOTAL		6,989

How confident are you about your ability to manage patient demand for non-Covid patient care during the second wave of the pandemic?

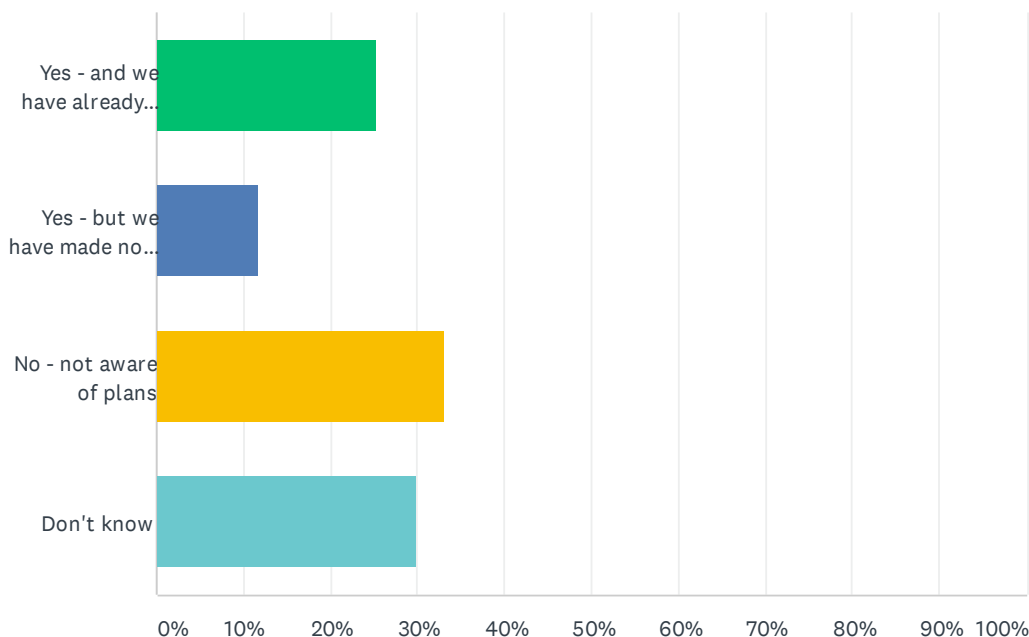
Answered: 6,969



	NOT AT ALL CONFIDENT	NOT VERY CONFIDENT	SLIGHTLY CONFIDENT	VERY CONFIDENT	TOTAL
In your own department or practice	16.47% 1,146	35.58% 2,475	38.61% 2,686	9.34% 650	6,957
In your local health system (e.g. accessing diagnostics)	23.10% 1,600	42.20% 2,923	29.89% 2,070	4.81% 333	6,926
In community settings (e.g. care homes)	25.28% 1,712	47.64% 3,226	24.40% 1,652	2.67% 181	6,771

Does your local health system have plans in place to be able to make progress in prioritising, seeing and treating all the waiting 'backlog' patients whose care has been cancelled, delayed or otherwise disrupted due to Covid-19?

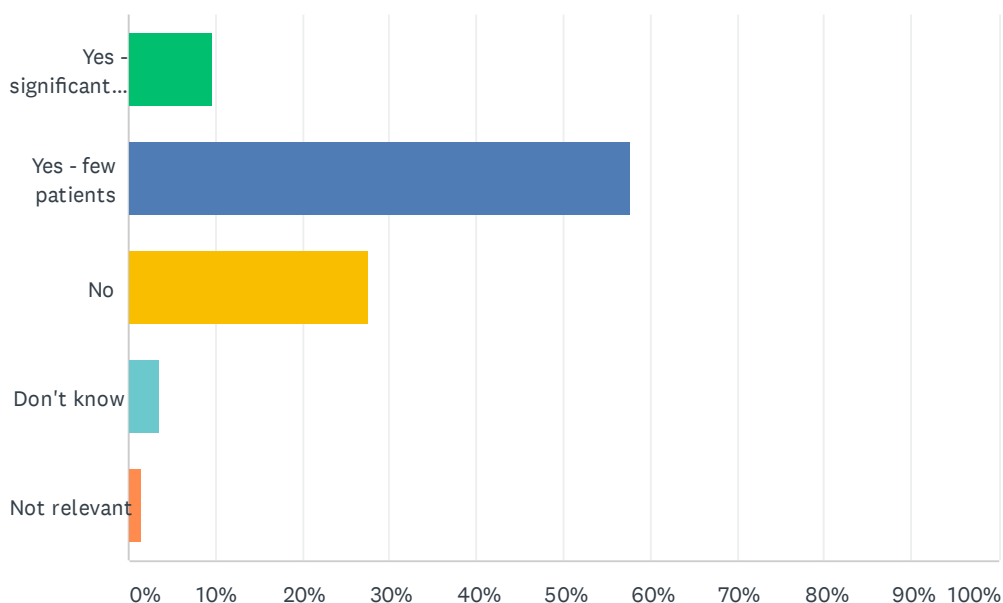
Answered: 7,003



ANSWER CHOICES	RESPONSES	
Yes - and we have already started seeing backlog patients	25.36%	1,776
Yes - but we have made no progress in seeing backlog patients	11.67%	817
No - not aware of plans	33.13%	2,320
Don't know	29.84%	2,090
TOTAL		7,003

Within the last two weeks, have you seen or treated any patients with continuing or new symptoms that you believe are the effect of them having had Covid several weeks or months earlier?

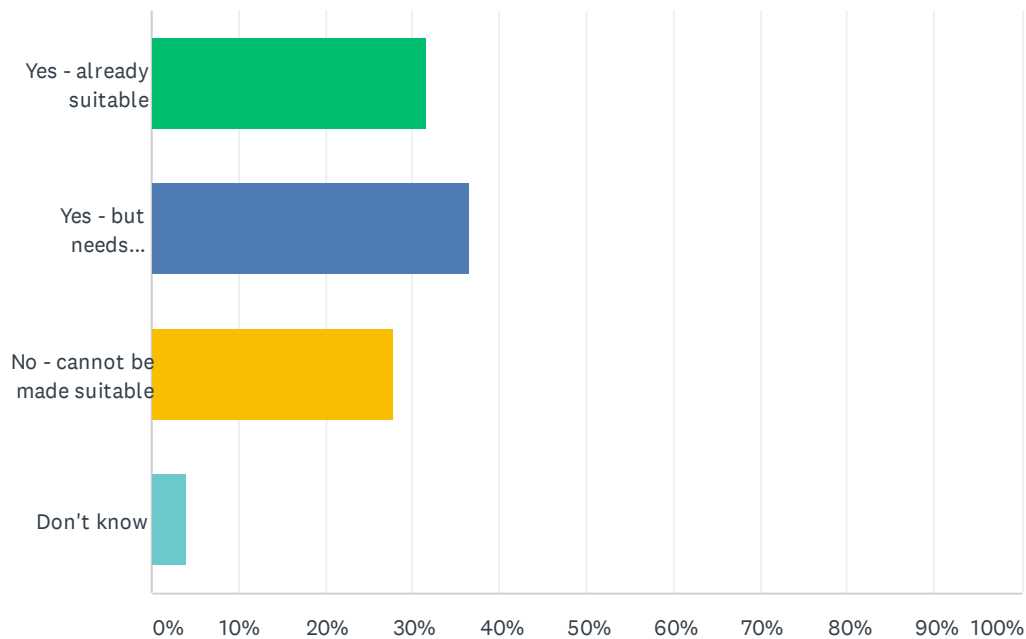
Answered: 2,540



ANSWER CHOICES	RESPONSES	
Yes - significant number of patients	9.57%	243
Yes - few patients	57.72%	1,466
No	27.60%	701
Don't know	3.58%	91
Not relevant	1.54%	39
TOTAL		2,540

Are the premises in which you mainly work suitable to enable the separation of non-Covid from potential Covid patients, and allow you to offer safely all the face-to-face consultations you want?

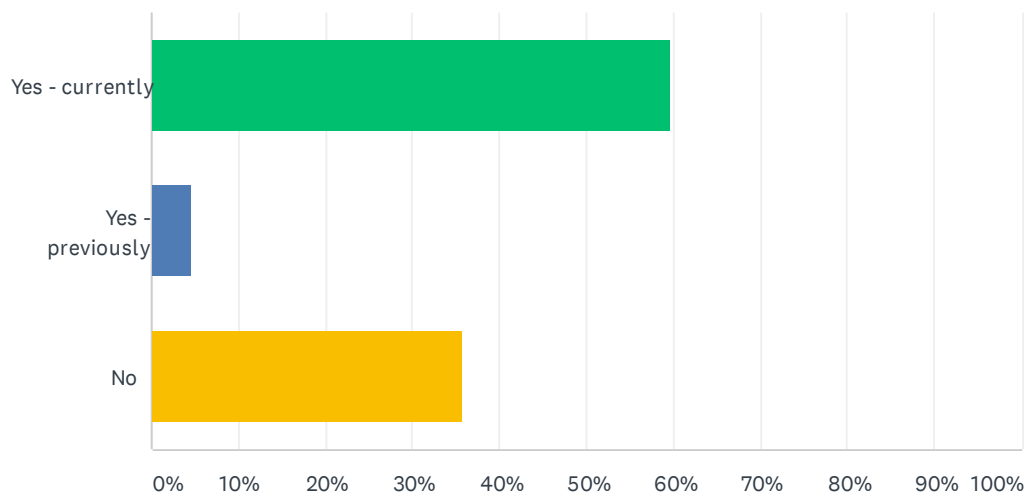
Answered: 2,531



ANSWER CHOICES	RESPONSES	
Yes - already suitable	31.69%	802
Yes - but needs investment	36.59%	926
No - cannot be made suitable	27.74%	702
Don't know	3.99%	101
TOTAL		2,531

Do you work in an area / nation that has previously or is currently subject to lockdown or tiering rules against the spread of Covid (excluding the initial national lockdown)?

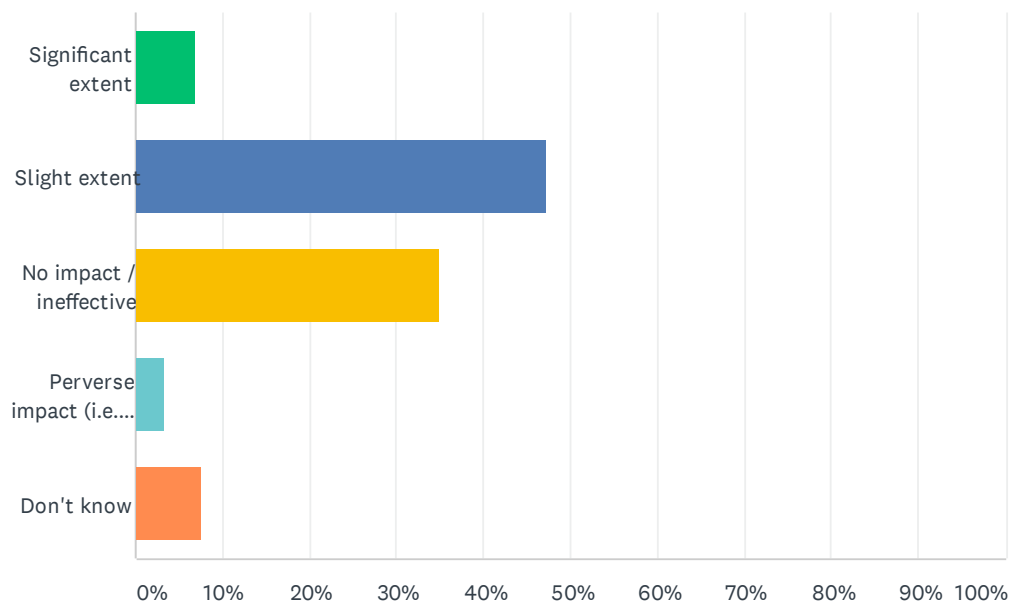
Answered: 6,976



ANSWER CHOICES		RESPONSES	
Yes - currently		59.53%	4,153
Yes - previously		4.64%	324
No		35.82%	2,499
TOTAL			6,976

To what extent do you believe that the current rules for lockdowns / tiering in your area / nation will be effective in containing the spread of Coronavirus?

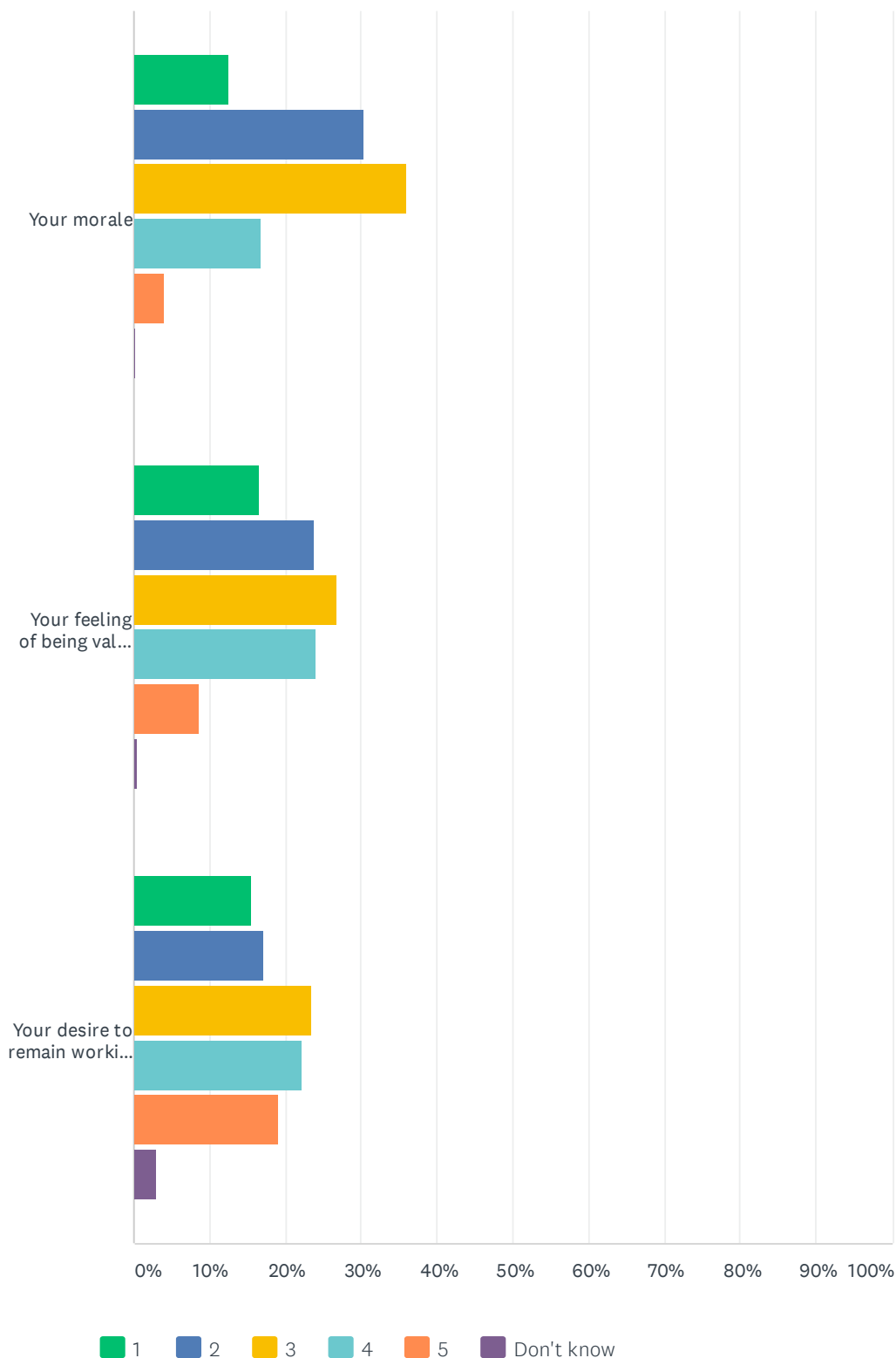
Answered: 6,979



ANSWER CHOICES	RESPONSES	
Significant extent	6.92%	483
Slight extent	47.31%	3,302
No impact / ineffective	34.83%	2,431
Perverse impact (i.e. worsening spread)	3.35%	234
Don't know	7.58%	529
TOTAL		6,979

On a scale of one to five, where 1 equals very low / negative, and 5 equals very high / positive, how would you describe the current level of:

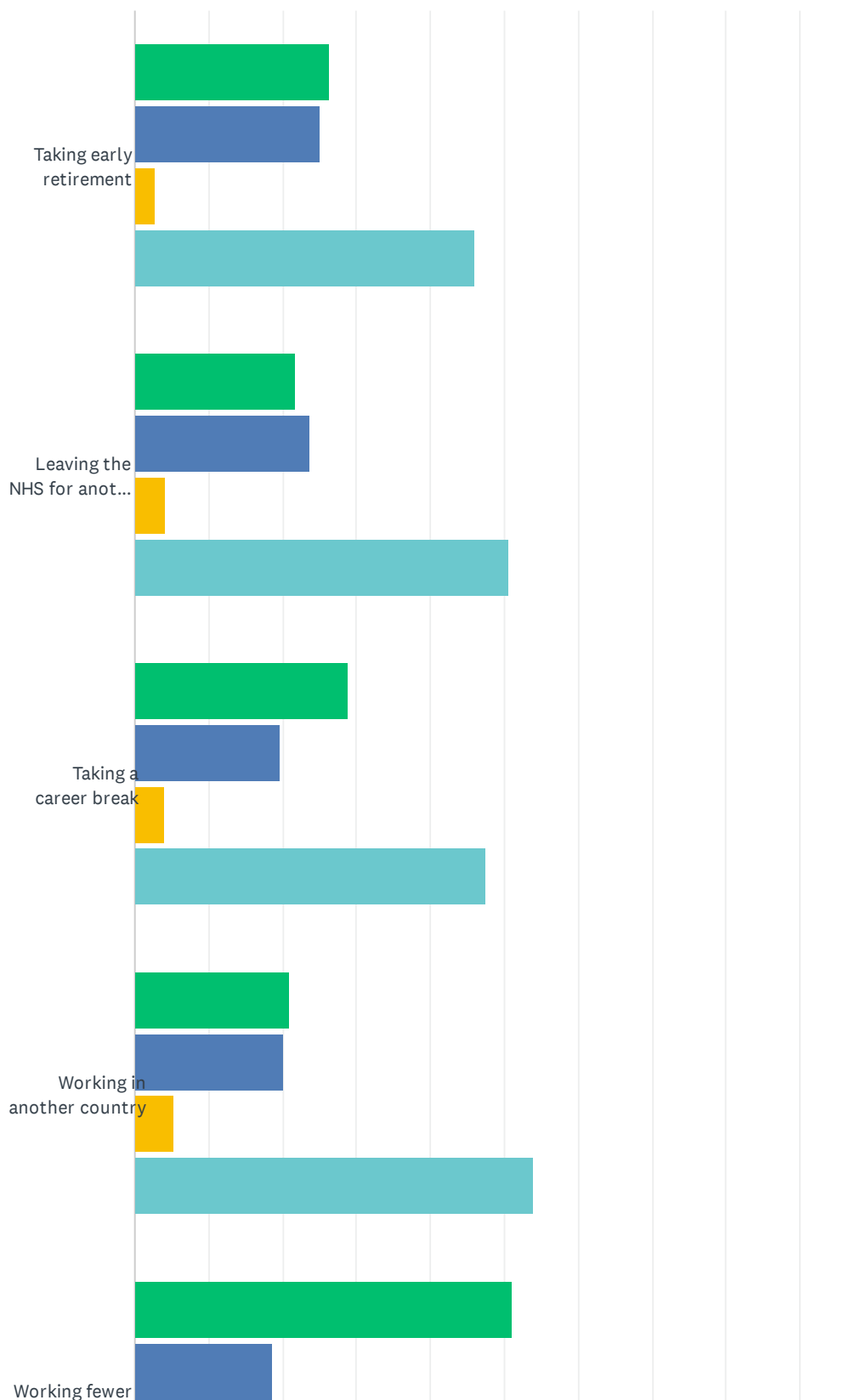
Answered: 6,949

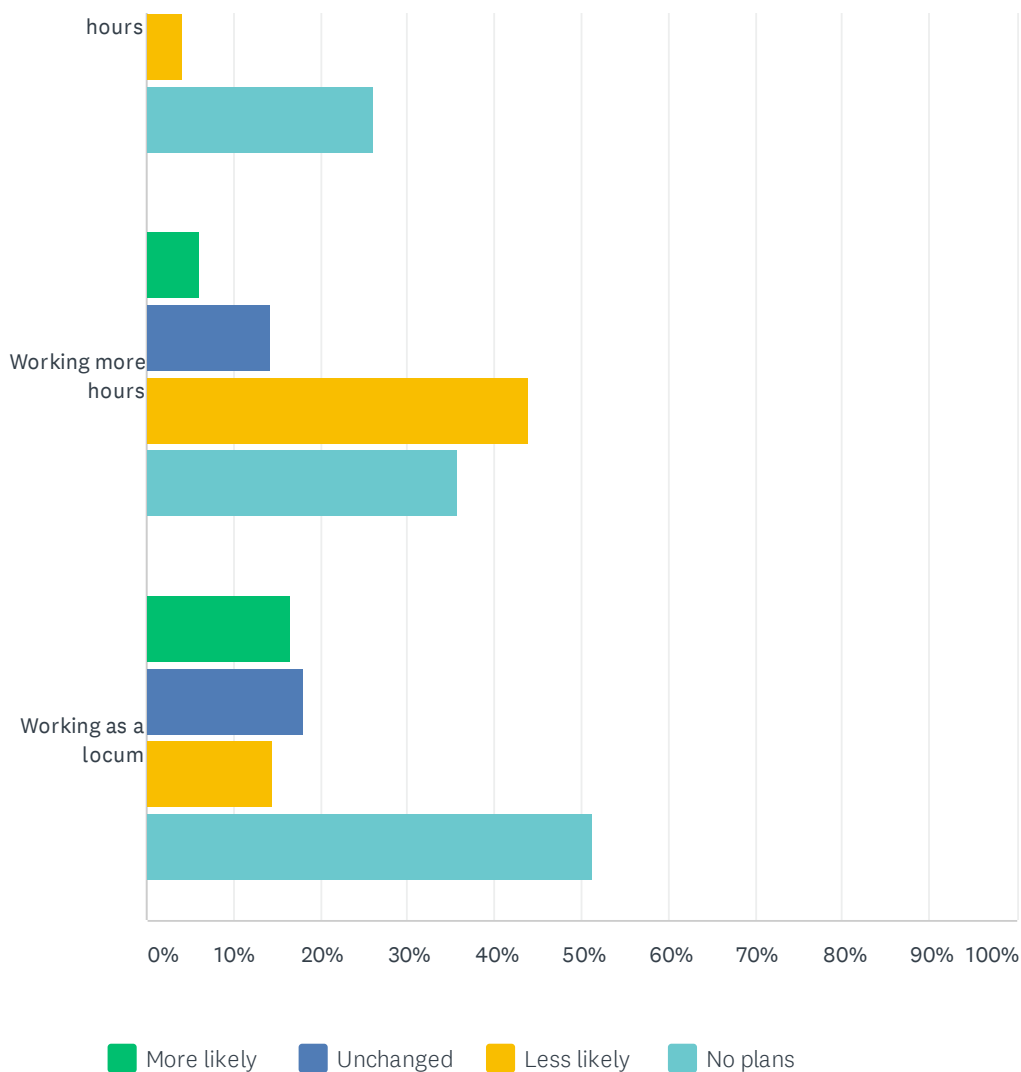


	1	2	3	4	5	DON'T KNOW	TOTAL	WEIGHTED AVERAGE
Your morale	12.62% 873	30.43% 2,105	35.99% 2,490	16.78% 1,161	3.90% 270	0.27% 19	6,918	2.69
Your feeling of being valued as a doctor	16.51% 1,147	23.77% 1,651	26.68% 1,853	24.03% 1,669	8.59% 597	0.42% 29	6,946	2.84
Your desire to remain working in the NHS during the next year	15.48% 1,073	17.07% 1,183	23.34% 1,618	22.12% 1,533	19.02% 1,318	2.97% 206	6,931	3.12

How, if at all, have you changed your career plans for the next year in the following areas?

Answered: 6,942





■ More likely
 ■ Unchanged
 ■ Less likely
 ■ No plans

	MORE LIKELY	UNCHANGED	LESS LIKELY	NO PLANS	TOTAL
Taking early retirement	26.36% 1,823	25.00% 1,729	2.70% 187	45.93% 3,176	6,915
Leaving the NHS for another career	21.66% 1,492	23.60% 1,626	4.12% 284	50.62% 3,487	6,889
Taking a career break	28.95% 1,999	19.64% 1,356	3.88% 268	47.54% 3,283	6,906
Working in another country	20.85% 1,439	20.02% 1,382	5.22% 360	53.92% 3,722	6,903
Working fewer hours	51.08% 3,534	18.56% 1,284	4.16% 288	26.19% 1,812	6,918
Working more hours	6.00% 413	14.32% 985	43.94% 3,022	35.74% 2,458	6,878
Working as a locum	16.47% 1,136	17.93% 1,237	14.44% 996	51.16% 3,529	6,898