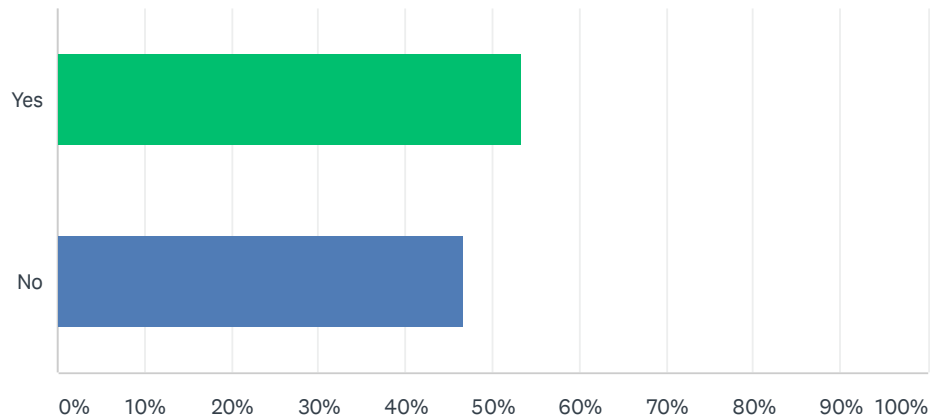


We first want to ask about PPE for high-risk procedures to be used by healthcare workers delivering or assisting with an aerosol generating procedure (AGP) including in Intensive Care Units or the hot zone of an Emergency Department. Do you work in an AGP area?

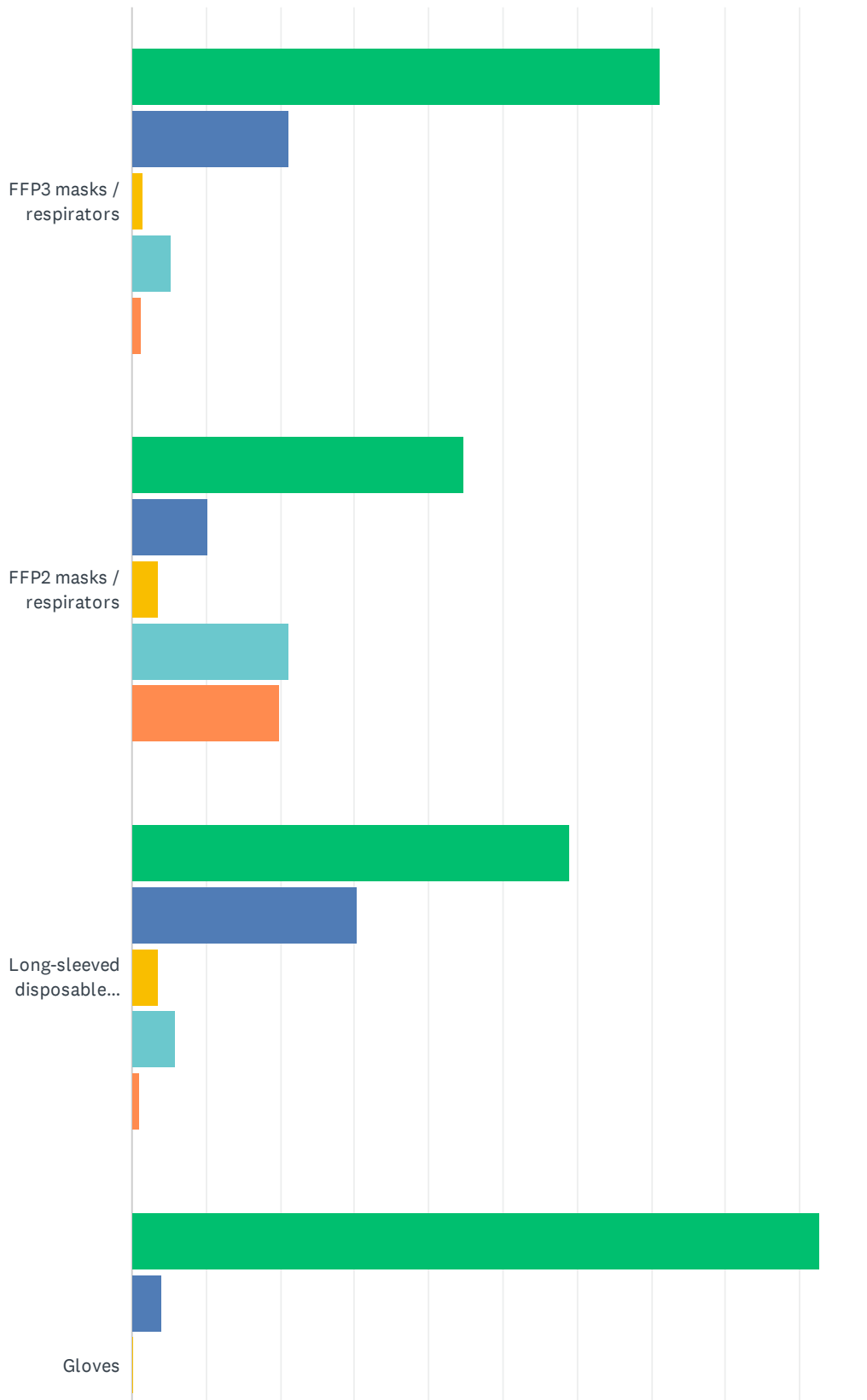
Answered: 9,420

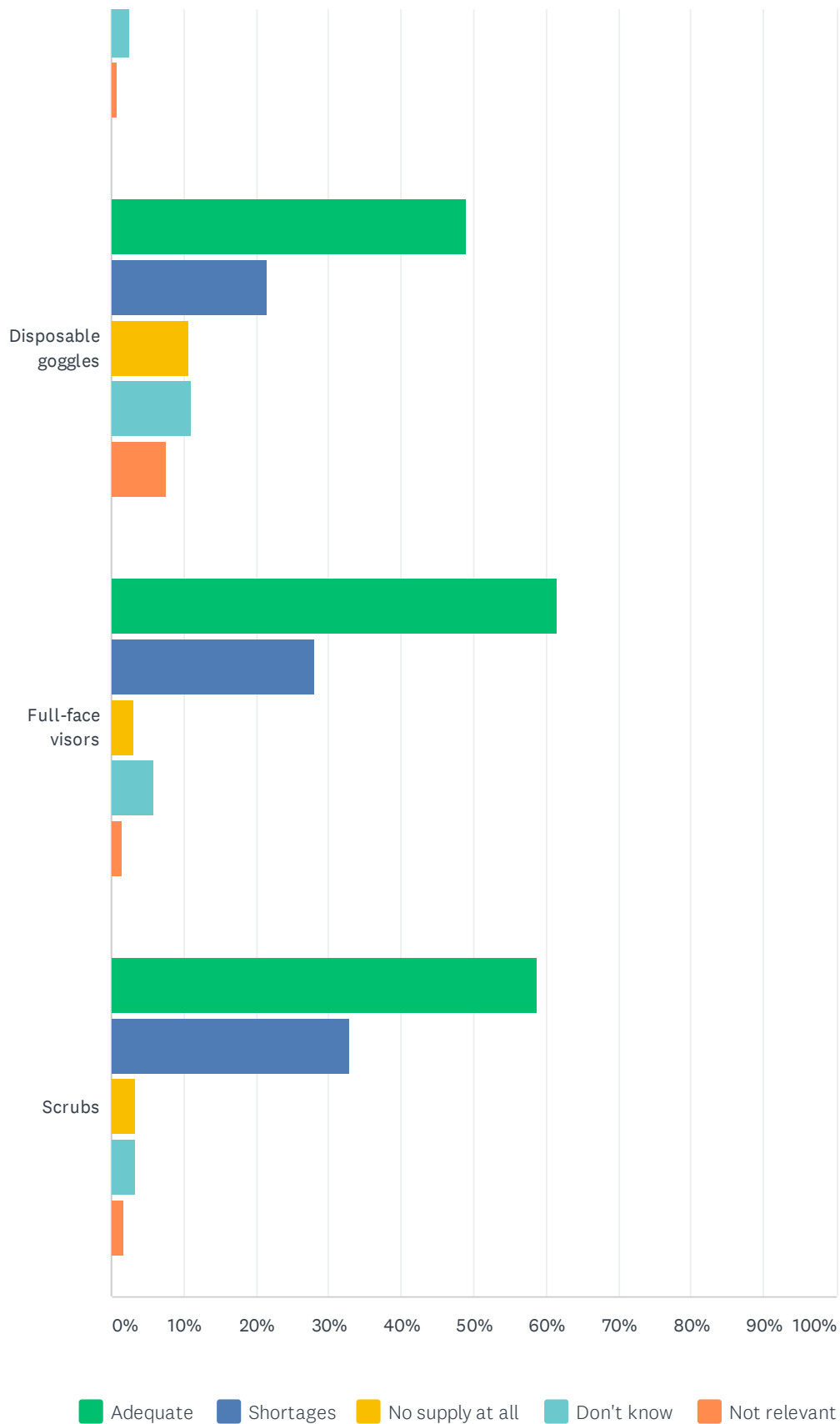


ANSWER CHOICES		RESPONSES	
Yes		53.35%	5,026
No		46.65%	4,394
TOTAL			9,420

## Over the last week, have you had adequate supplies or shortages of the following PPE when working in an AGP area?

Answered: 4,890

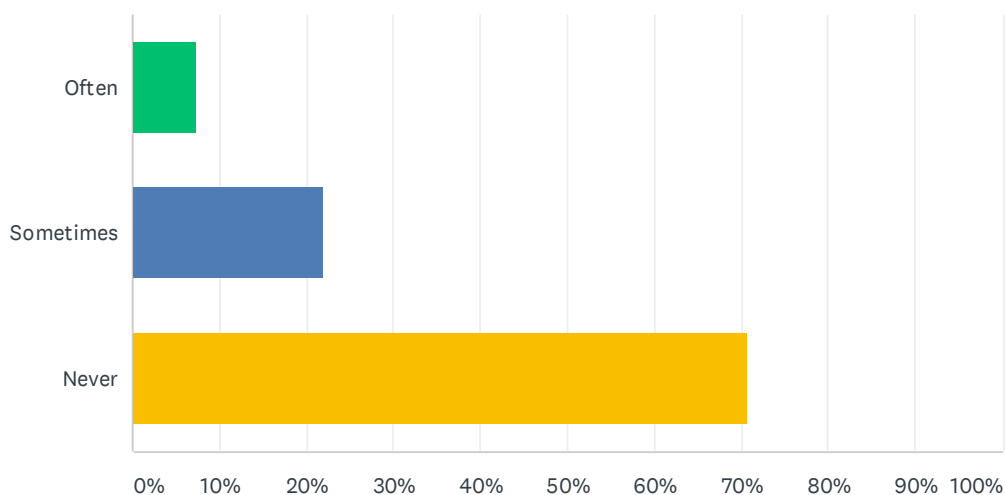




	ADEQUATE	SHORTAGES	NO SUPPLY AT ALL	DON'T KNOW	NOT RELEVANT	TOTAL
FFP3 masks / respirators	71.08% 3,471	21.11% 1,031	1.39% 68	5.16% 252	1.25% 61	4,883
FFP2 masks / respirators	44.83% 2,143	10.33% 494	3.64% 174	21.23% 1,015	19.96% 954	4,780
Long-sleeved disposable gowns	59.01% 2,878	30.33% 1,479	3.61% 176	5.95% 290	1.11% 54	4,877
Gloves	92.75% 4,516	3.96% 193	0.12% 6	2.42% 118	0.74% 36	4,869
Disposable goggles	49.02% 2,381	21.60% 1,049	10.75% 522	11.18% 543	7.45% 362	4,857
Full-face visors	61.46% 2,995	28.09% 1,369	3.16% 154	5.77% 281	1.52% 74	4,873
Scrubs	58.87% 2,870	32.78% 1,598	3.41% 166	3.32% 162	1.62% 79	4,875

## Have you ever felt pressured when working in an AGP area to see a patient without adequate protection?

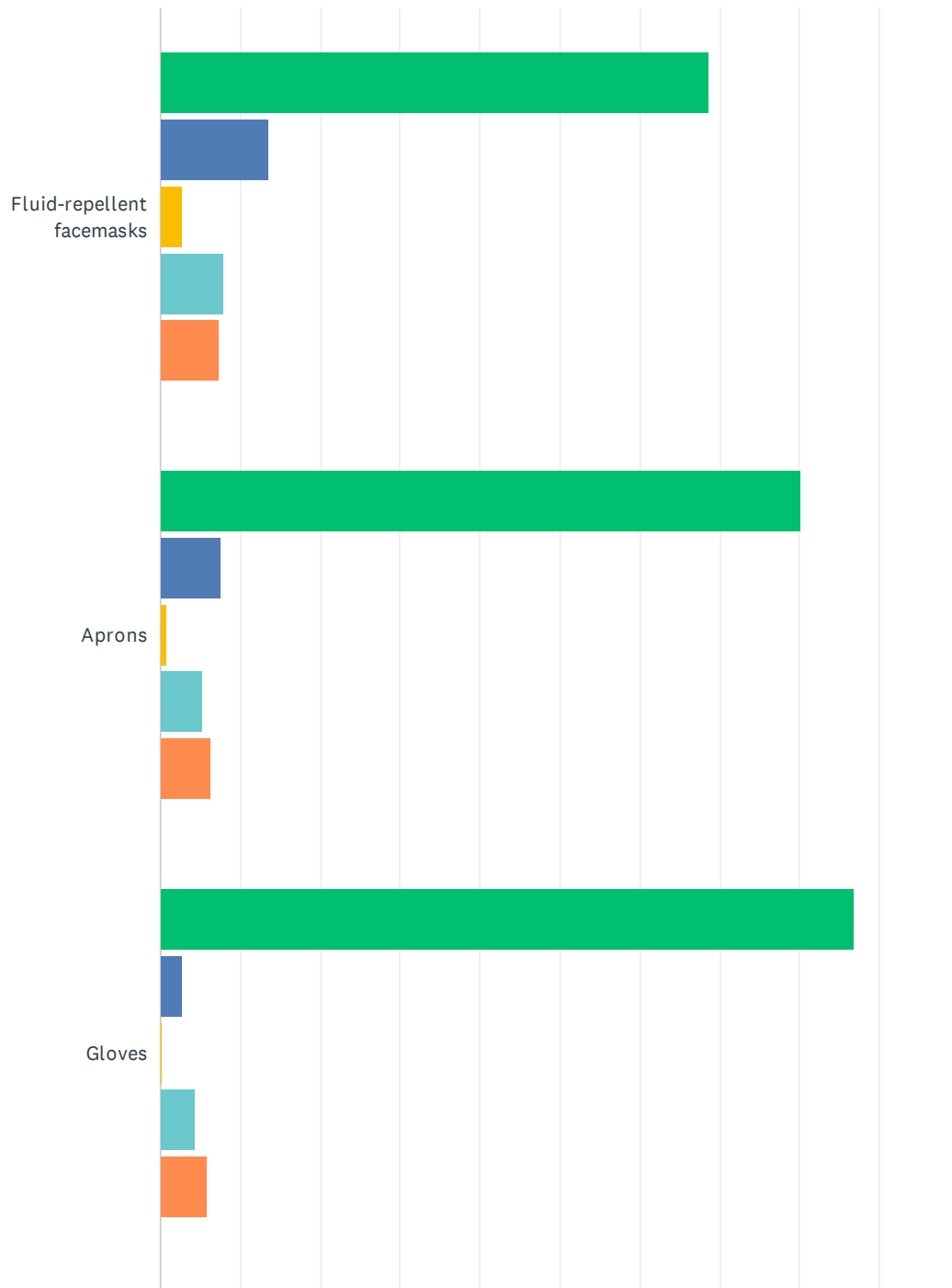
Answered: 4,863

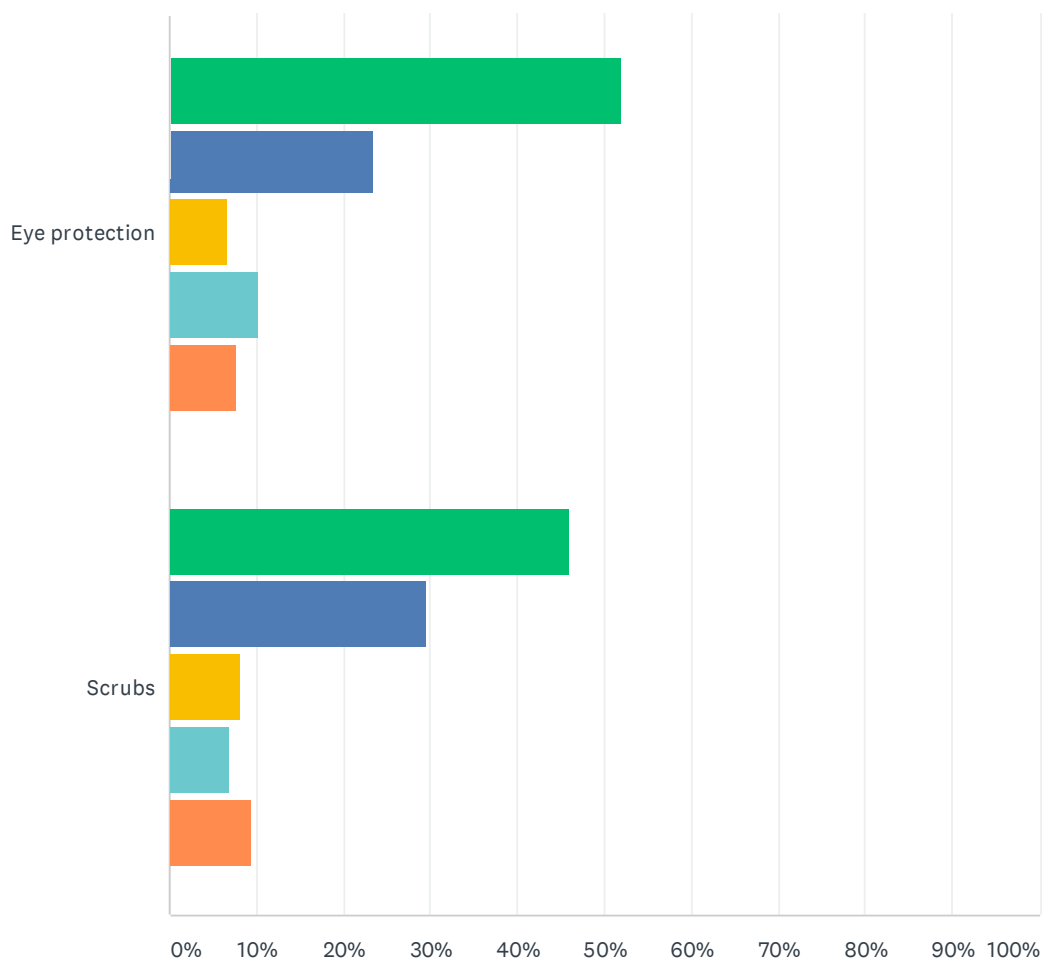


ANSWER CHOICES	RESPONSES	
Often	7.30%	355
Sometimes	22.00%	1,070
Never	70.70%	3,438
TOTAL		4,863

We next want to ask about PPE in other (non-AGP) settings to be used by healthcare workers who are in contact with patients with possible or confirmed COVID-19. Over the last week, have you had adequate supplies or shortages of the following PPE?

Answered: 8,905



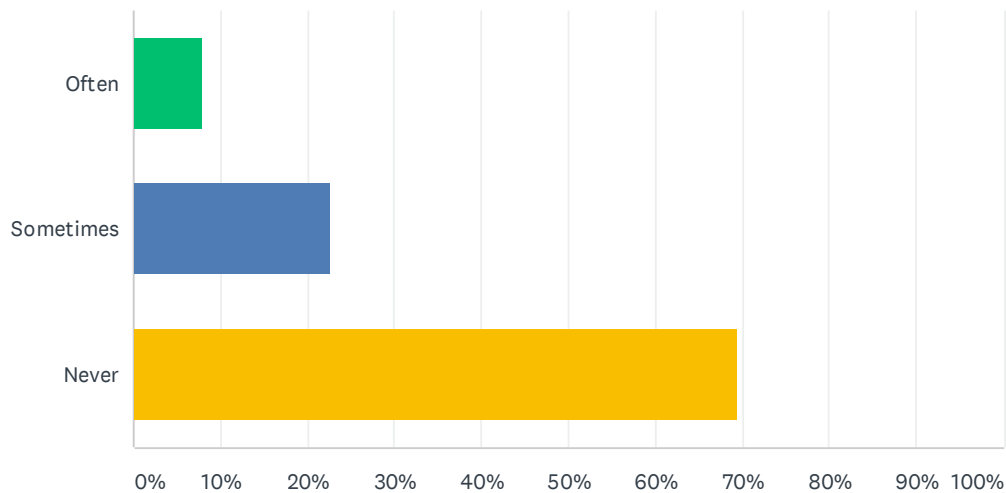


■ Adequate 
 ■ Shortages 
 ■ No supply at all 
 ■ Don't know 
 ■ Not relevant

	ADEQUATE	SHORTAGES	NO SUPPLY AT ALL	DON'T KNOW	NOT RELEVANT	TOTAL
Fluid-repellent facemasks	68.55% 6,101	13.58% 1,209	2.74% 244	7.87% 700	7.26% 646	8,900
Aprons	80.09% 7,123	7.49% 666	0.78% 69	5.31% 472	6.34% 564	8,894
Gloves	86.87% 7,719	2.73% 243	0.18% 16	4.37% 388	5.85% 520	8,886
Eye protection	51.85% 4,613	23.34% 2,076	6.65% 592	10.33% 919	7.82% 696	8,896
Scrubs	46.01% 4,092	29.48% 2,622	8.19% 728	6.92% 615	9.40% 836	8,893

## Have you ever felt pressured when working in other (non-AGP) settings to see a patient without adequate protection?

Answered: 8,855

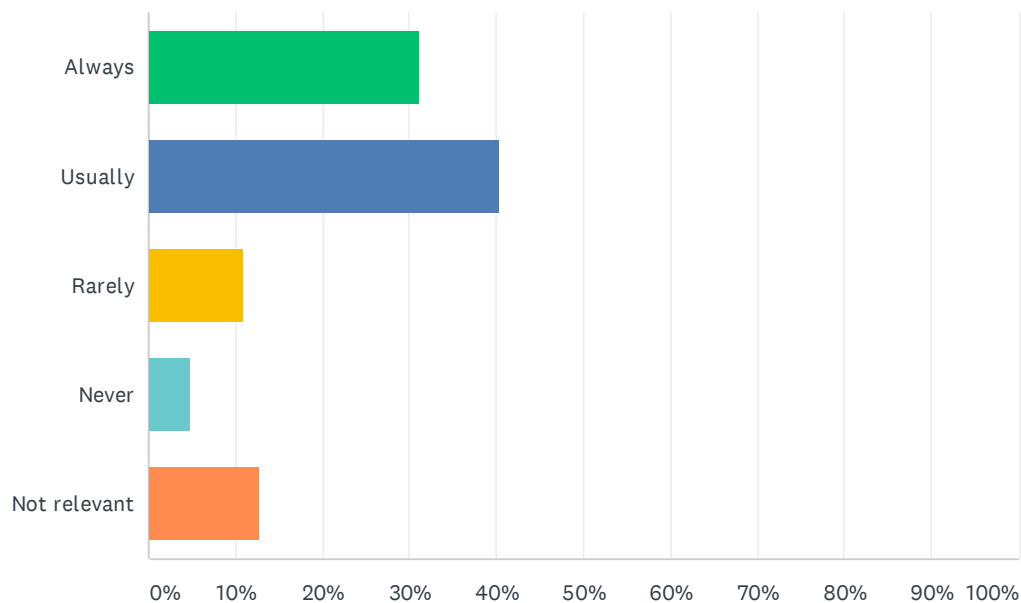


ANSWER CHOICES		RESPONSES	
Often		7.89%	699
Sometimes		22.68%	2,008
Never		69.43%	6,148
TOTAL			8,855



If you are required to wear an FFP3 (or FFP2) mask / respirator, are there adequate provisions in your place of work for these to be fit tested to ensure an adequate seal according to the manufacturers' guidance?

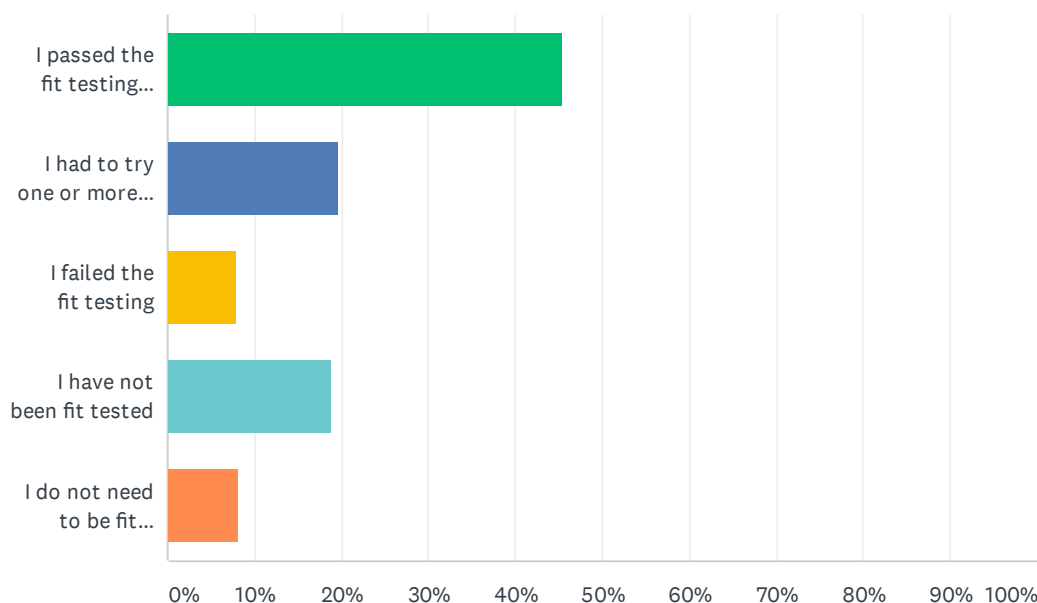
Answered: 8,806



ANSWER CHOICES	RESPONSES	
Always	31.10%	2,739
Usually	40.38%	3,556
Rarely	10.87%	957
Never	4.79%	422
Not relevant	12.85%	1,132
TOTAL		8,806

## If you have been fit tested for a mask/respirator, which of the following best describes your experience?

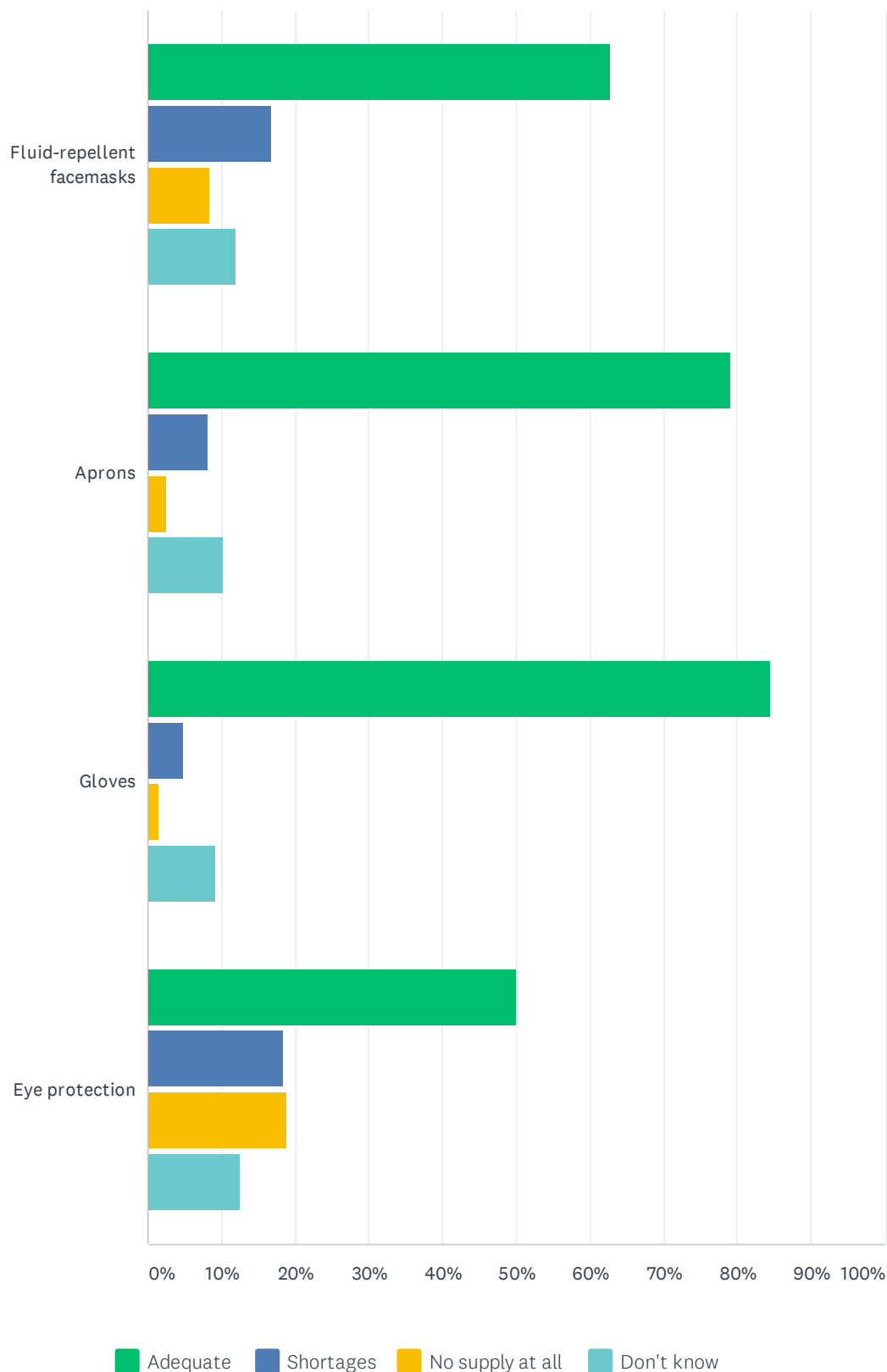
Answered: 8,792



ANSWER CHOICES	RESPONSES	
I passed the fit testing first time	45.34%	3,986
I had to try one or more alternative masks/respirator before passing	19.68%	1,730
I failed the fit testing	7.85%	690
I have not been fit tested	18.89%	1,661
I do not need to be fit tested	8.25%	725
TOTAL		8,792

We want to ask about PPE to be used by GPs who are in contact with patients with possible or confirmed COVID-19. Over the last week, have you had adequate NHS supplies or shortages of the following PPE?

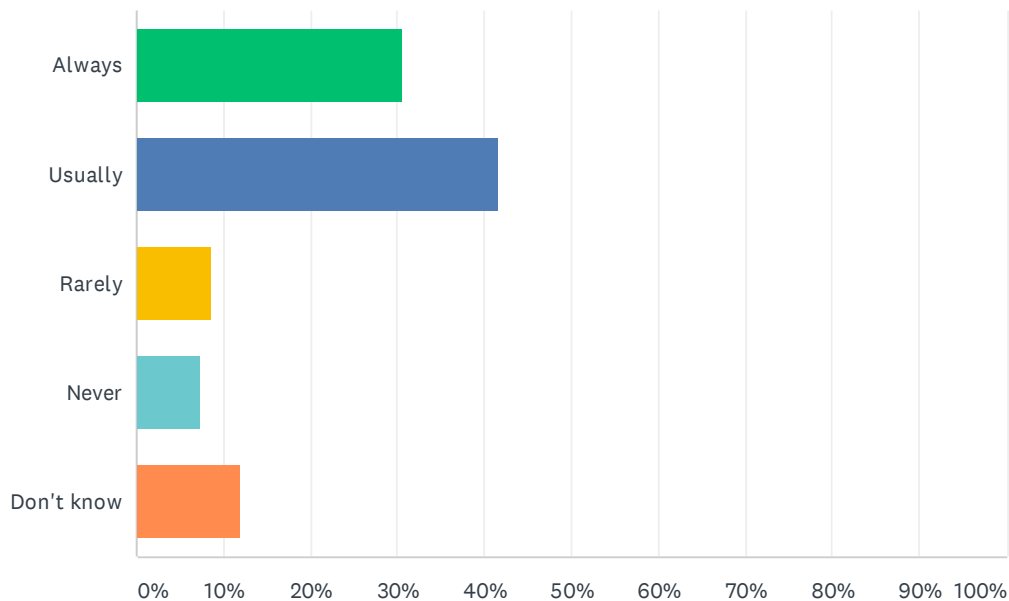
Answered: 5,496



	ADEQUATE	SHORTAGES	NO SUPPLY AT ALL	DON'T KNOW	TOTAL
Fluid-repellent facemasks	62.84% 3,450	16.74% 919	8.42% 462	12.00% 659	5,490
Aprons	79.03% 4,333	8.08% 443	2.57% 141	10.32% 566	5,483
Gloves	84.47% 4,629	4.78% 262	1.55% 85	9.20% 504	5,480
Eye protection	50.07% 2,746	18.45% 1,012	18.82% 1,032	12.65% 694	5,484

## Do you have sufficient PPE for safe contact with both possible /confirmed COVID-19 patients, and with "Non-COVID" symptoms patients?

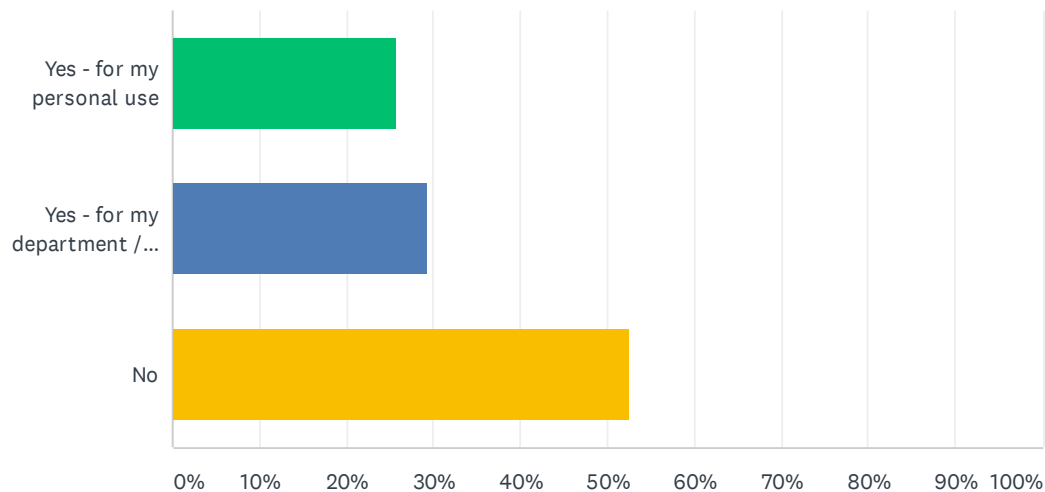
Answered: 5,483



ANSWER CHOICES	RESPONSES	
Always	30.53%	1,674
Usually	41.66%	2,284
Rarely	8.55%	469
Never	7.31%	401
Don't know	11.95%	655
TOTAL		5,483

Have you had to purchase items of PPE directly yourself, or received supplies as an external donation (e.g. charity, local firms), due to non-availability of official NHS procurement supplies?

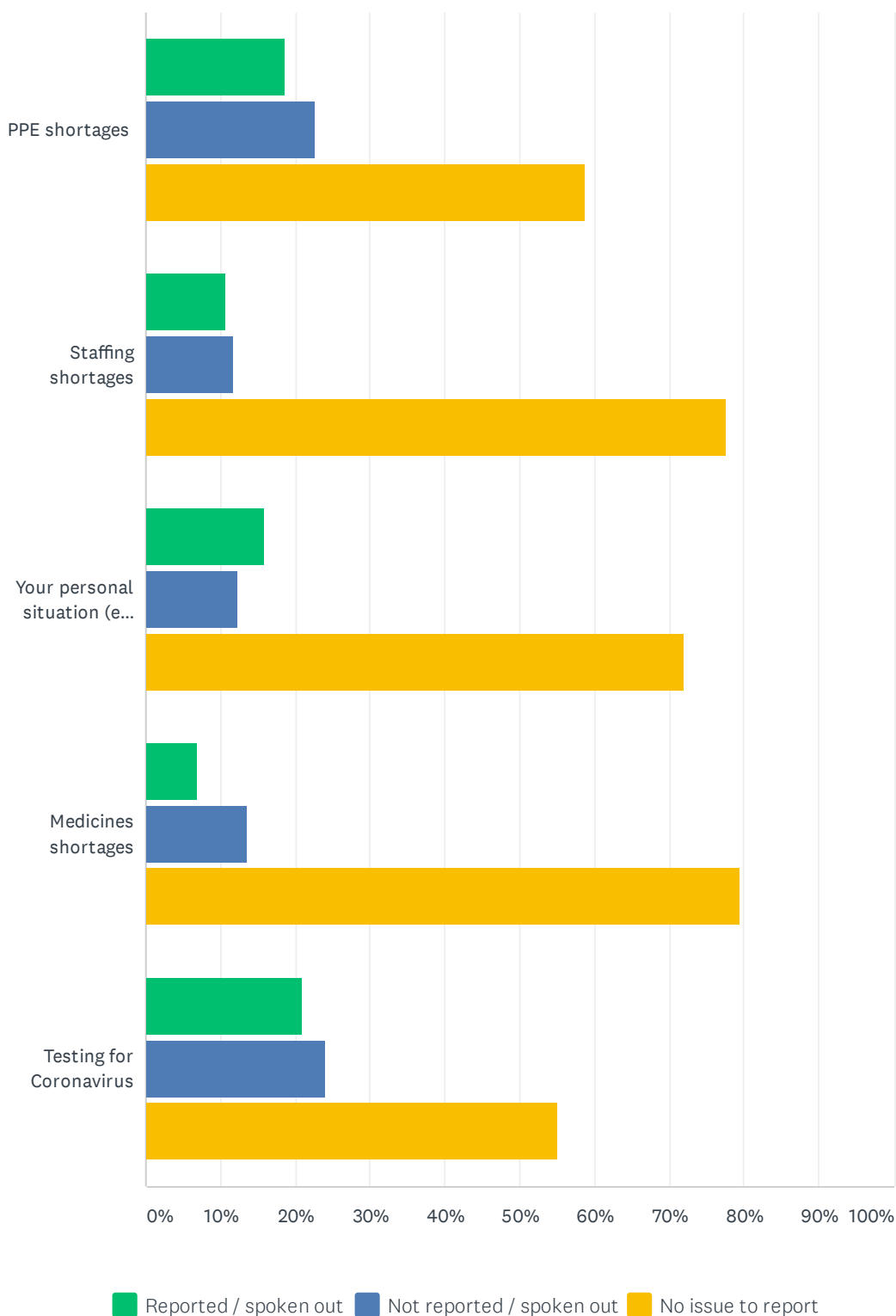
Answered: 14,218



ANSWER CHOICES	RESPONSES	
Yes - for my personal use	25.83%	3,672
Yes - for my department / practice	29.31%	4,168
No	52.48%	7,462
Total Respondents: 14,218		

Within the last week, have you reported or spoken out about any of these issues relating to COVID-19 to your employer or local health service management? Please tick as many as apply

Answered: 14,296

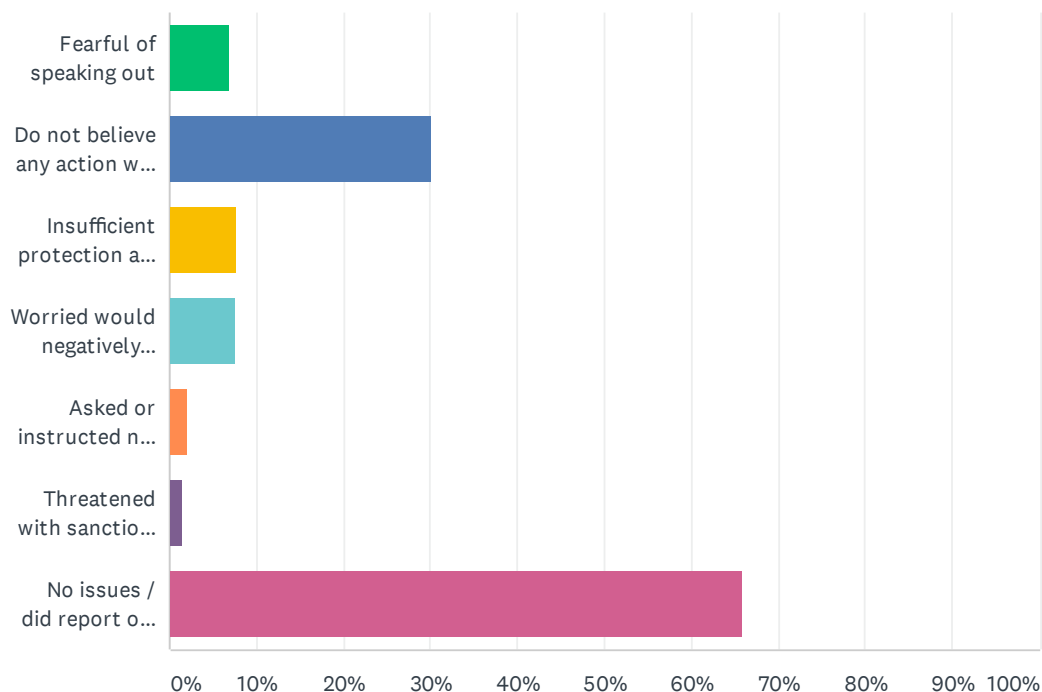


	REPORTED / SPOKEN OUT	NOT REPORTED / SPOKEN OUT	NO ISSUE TO REPORT	TOTAL
PPE shortages	18.71% 2,666	22.54% 3,211	58.75% 8,369	14,246
Staffing shortages	10.75% 1,527	11.62% 1,651	77.63% 11,026	14,204
Your personal situation (e.g. health concerns, redeployment)	15.81% 2,253	12.29% 1,751	71.90% 10,244	14,248
Medicines shortages	6.87% 977	13.68% 1,945	79.46% 11,301	14,223
Testing for Coronavirus	20.87% 2,975	24.13% 3,439	55.00% 7,838	14,252



If you have not reported or spoken out about an issues, why was this? Please tick as many as apply.

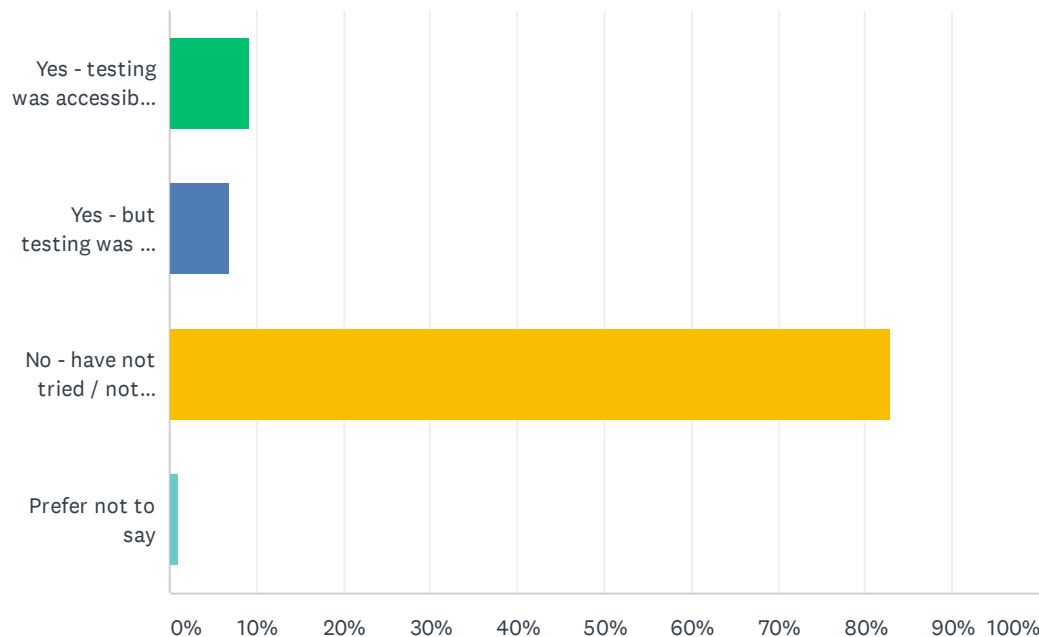
Answered: 13,575



ANSWER CHOICES	RESPONSES	
Fearful of speaking out	6.85%	930
Do not believe any action will be taken	30.14%	4,091
Insufficient protection and support for reporting	7.68%	1,043
Worried would negatively impact my career / training progression	7.51%	1,020
Asked or instructed not to speak out	1.99%	270
Threatened with sanctions if did speak out	1.55%	211
No issues / did report or speak out	66.00%	8,959
Total Respondents: 13,575		

Within the last week, have you, or a member of your household, tried to access testing for Coronavirus (in your place of work, local NHS, or online)?

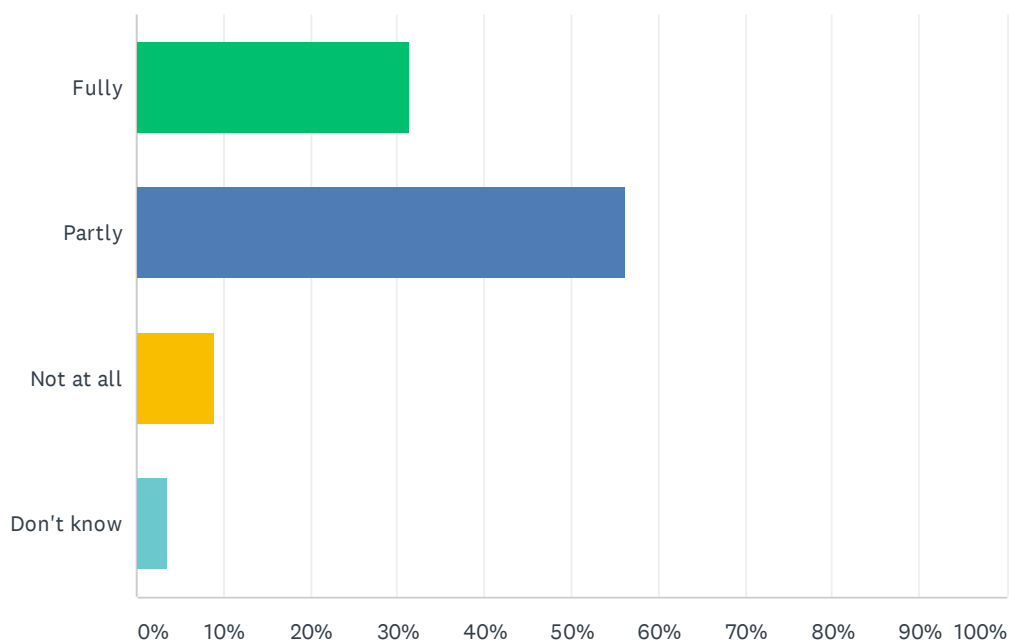
Answered: 14,254



ANSWER CHOICES	RESPONSES	
Yes - testing was accessible / timely / convenient	9.30%	1,326
Yes - but testing was not accessible / not timely / not convenient	6.83%	973
No - have not tried / not needed	82.87%	11,812
Prefer not to say	1.00%	143
TOTAL		14,254

## Taking everything into account, do you feel safely protected from coronavirus infection in your place of work?

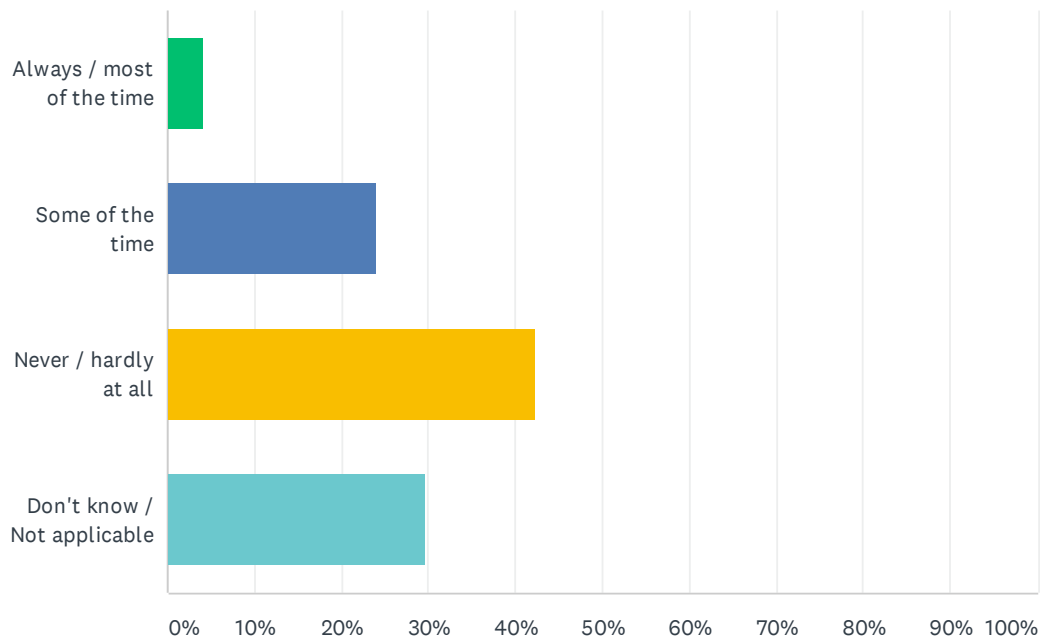
Answered: 14,277



ANSWER CHOICES	RESPONSES	
Fully	31.32%	4,472
Partly	56.24%	8,030
Not at all	8.93%	1,275
Don't know	3.50%	500
TOTAL		14,277

## How frequently, if at all, are you experiencing any shortages of medicines, medical gases (e.g. oxygen) or other therapeutics in your place of work?

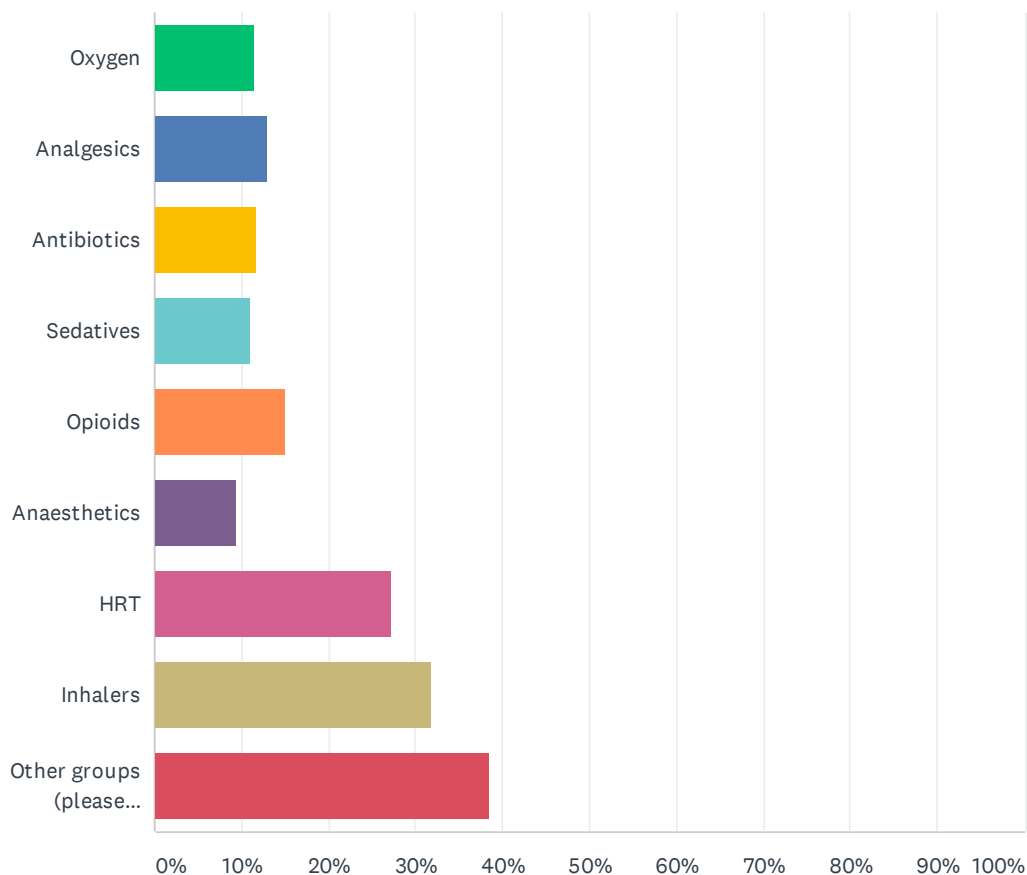
Answered: 14,028



ANSWER CHOICES	RESPONSES	
Always / most of the time	4.13%	579
Some of the time	23.97%	3,362
Never / hardly at all	42.16%	5,914
Don't know / Not applicable	29.75%	4,173
TOTAL		14,028

## Which, if any, groups of medicines are you experiencing shortages of, compared with the situation pre-pandemic?

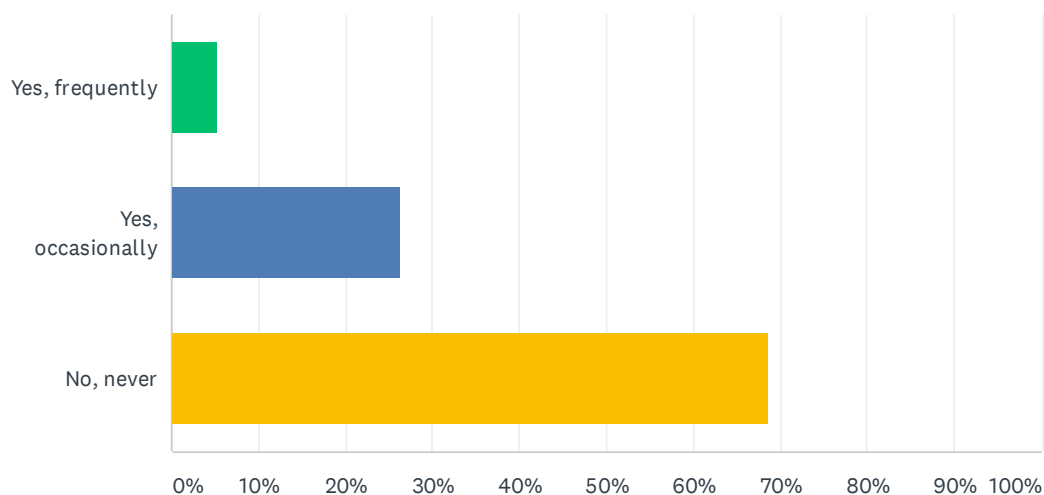
Answered: 8,373



ANSWER CHOICES	RESPONSES	
Oxygen	11.49%	962
Analgesics	12.95%	1,084
Antibiotics	11.67%	977
Sedatives	11.11%	930
Opioids	15.12%	1,266
Anaesthetics	9.38%	785
HRT	27.27%	2,283
Inhalers	31.90%	2,671
Other groups (please specify)	38.43%	3,218
Total Respondents: 8,373		

## Have any current, or expected future, shortages forced you to provide less effective treatment to your patients than you would normally?

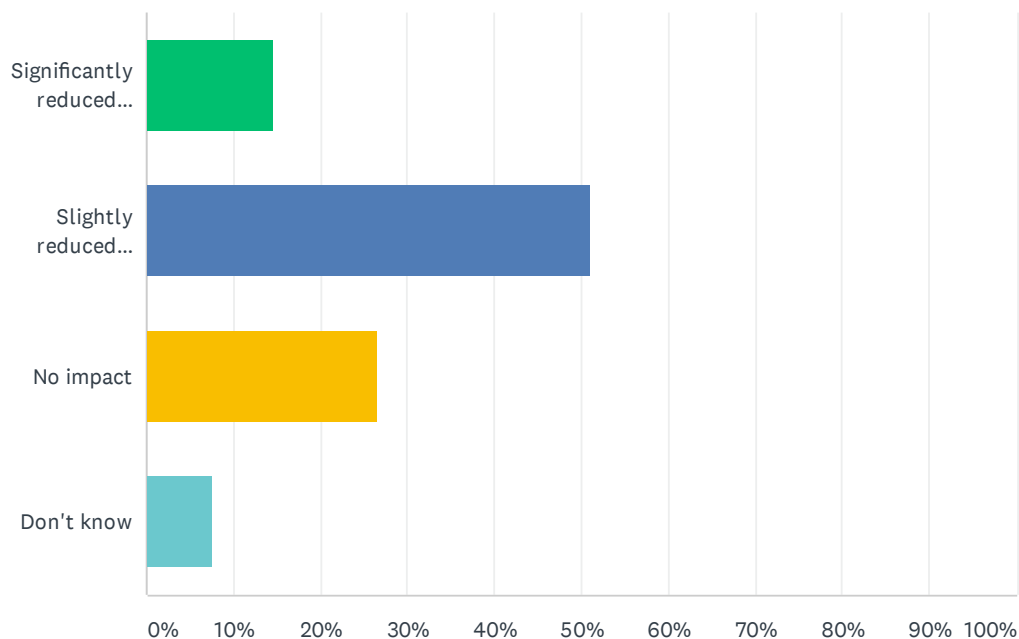
Answered: 13,764



ANSWER CHOICES		RESPONSES	
Yes, frequently		5.14%	708
Yes, occasionally		26.30%	3,620
No, never		68.56%	9,436
TOTAL			13,764

## What impact is self-isolation having in your place of work with regard to staffing capacity and workload?

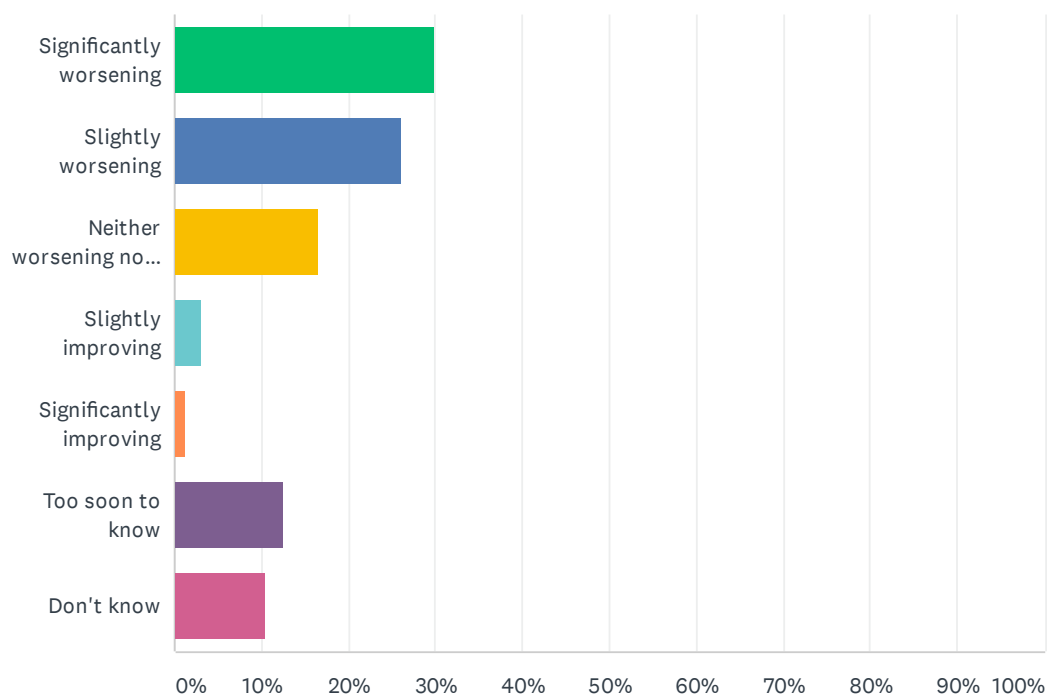
Answered: 13,838



ANSWER CHOICES	RESPONSES	
Significantly reduced capacity / increased workload	14.74%	2,040
Slightly reduced capacity / increased workload	51.06%	7,065
No impact	26.62%	3,683
Don't know	7.59%	1,050
TOTAL		13,838

## To what extent is prioritisation of patients with possible or confirmed COVID-19 in your place of work or the local NHS affecting the care available to those patients with no COVID-19 symptoms?

Answered: 13,846

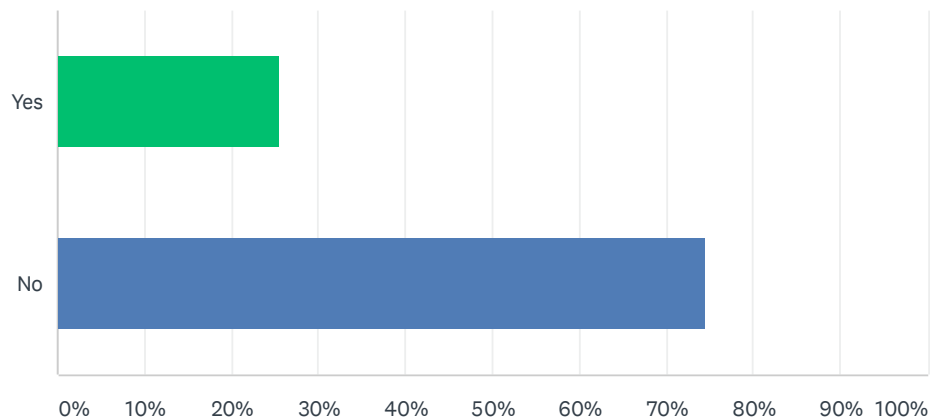


ANSWER CHOICES	RESPONSES	
Significantly worsening	30.01%	4,155
Slightly worsening	26.19%	3,626
Neither worsening nor improving	16.60%	2,299
Slightly improving	3.04%	421
Significantly improving	1.29%	179
Too soon to know	12.49%	1,729
Don't know	10.38%	1,437
TOTAL		13,846



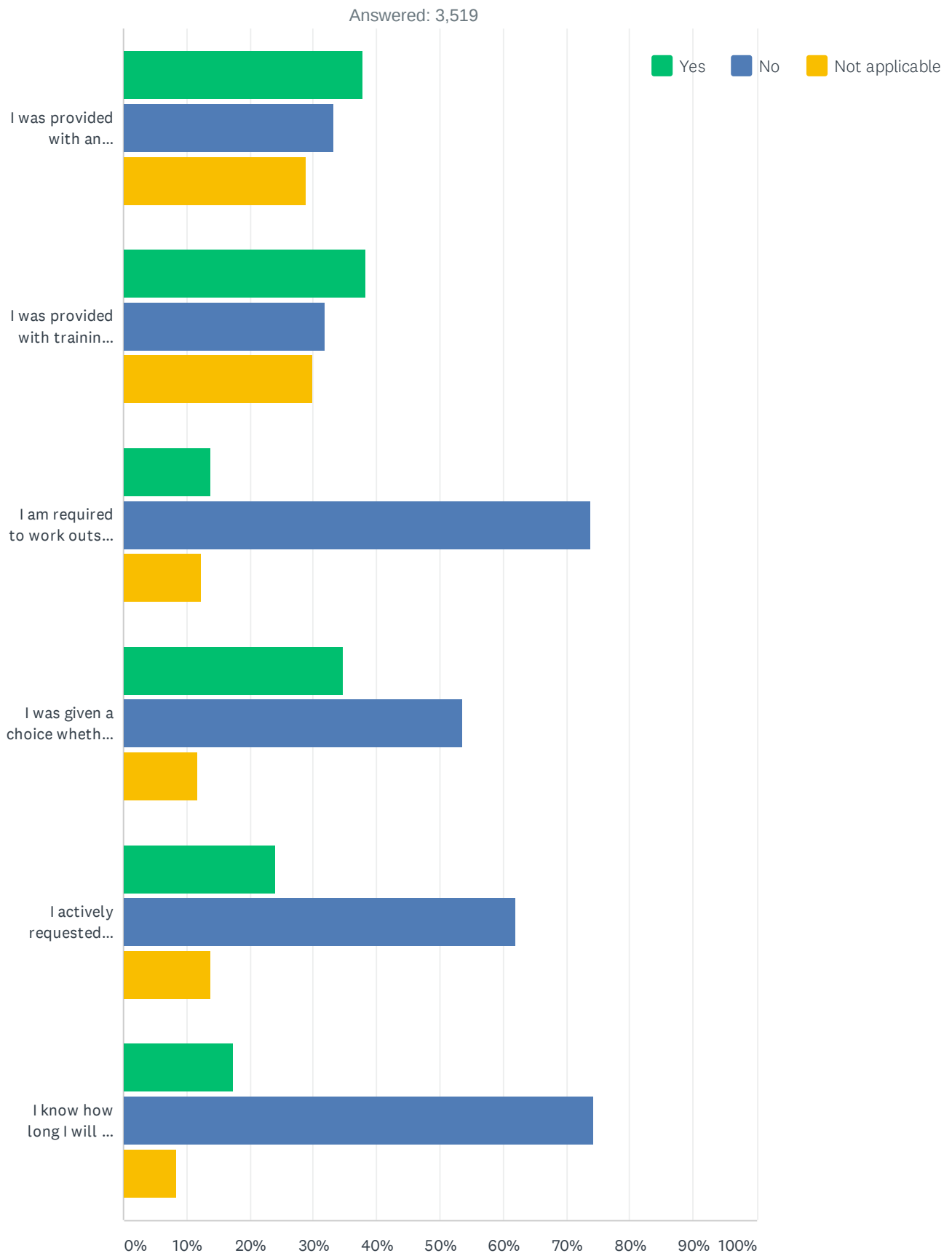
During this pandemic, have you been redeployed into a different role (e.g. grade, specialty, place of work) to your usual one?

Answered: 13,886



ANSWER CHOICES	RESPONSES	
Yes	25.47%	3,537
No	74.53%	10,349
TOTAL		13,886

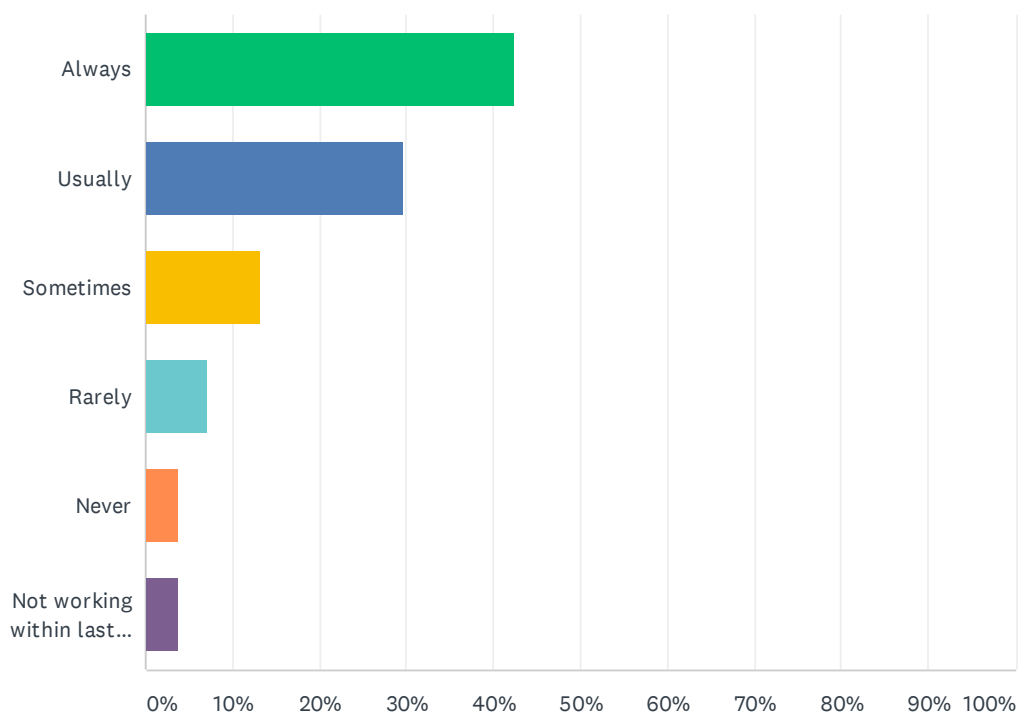
Please answer Yes or No to the following questions about your redeployment. If you have been redeployed more than once, please answer according to your most recent experience.



	YES	NO	NOT APPLICABLE	TOTAL
I was provided with an induction into the new role	37.87% 1,331	33.23% 1,168	28.90% 1,016	3,515
I was provided with training related to the new role	38.22% 1,339	31.77% 1,113	30.00% 1,051	3,503
I am required to work outside my competence in the new role	13.77% 482	73.83% 2,584	12.40% 434	3,500
I was given a choice whether to accept the redeployment	34.66% 1,213	53.66% 1,878	11.69% 409	3,500
I actively requested redeployment	24.16% 844	61.98% 2,165	13.86% 484	3,493
I know how long I will be redeployed for	17.39% 608	74.34% 2,599	8.27% 289	3,496

## During your working hours within the last week, how often were you able to take your breaks in full?

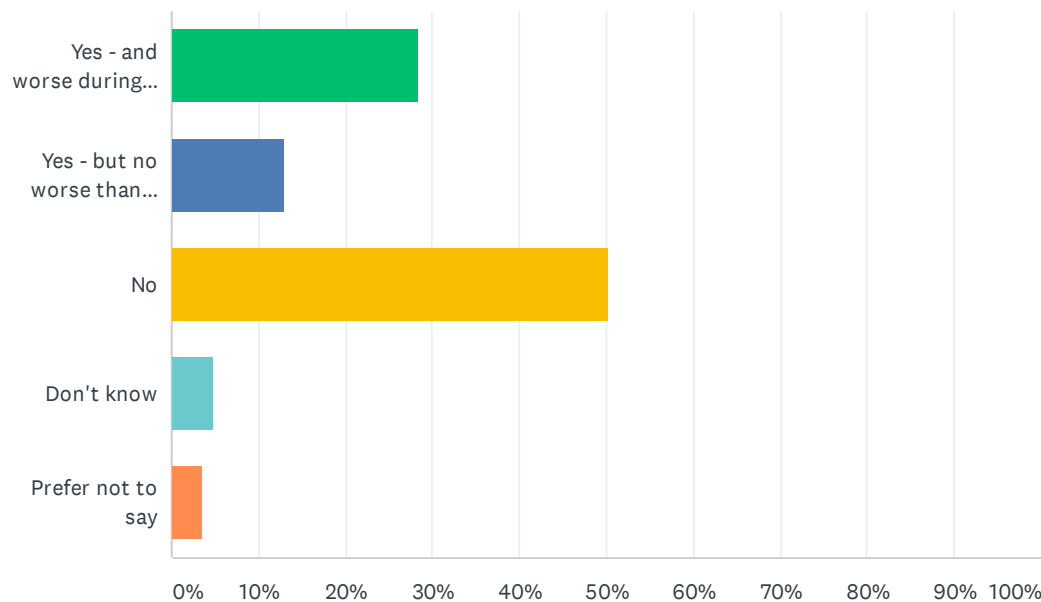
Answered: 13,749



ANSWER CHOICES	RESPONSES	
Always	42.56%	5,852
Usually	29.63%	4,074
Sometimes	13.22%	1,817
Rarely	7.03%	967
Never	3.87%	532
Not working within last week	3.69%	507
TOTAL		13,749

During this pandemic, do you consider that you are currently suffering from any of depression, anxiety, stress, burnout\*, emotional distress or other mental health condition relating to or made worse by your work?  
(\*Burnout is characterised by a state of emotional, mental and physical exhaustion caused by excessive and prolonged stress)

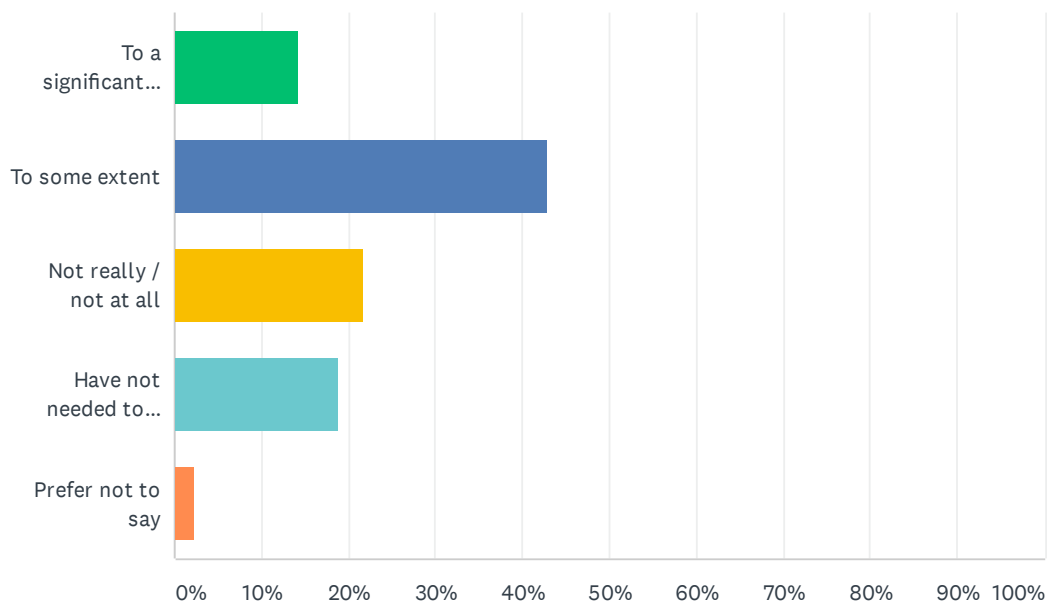
Answered: 13,792



ANSWER CHOICES	RESPONSES	
Yes - and worse during this pandemic than before	28.48%	3,928
Yes - but no worse than before this pandemic	12.94%	1,785
No	50.17%	6,920
Don't know	4.92%	678
Prefer not to say	3.49%	481
TOTAL		13,792

## To what extent do you feel able to access the support for your wellbeing that you would like?

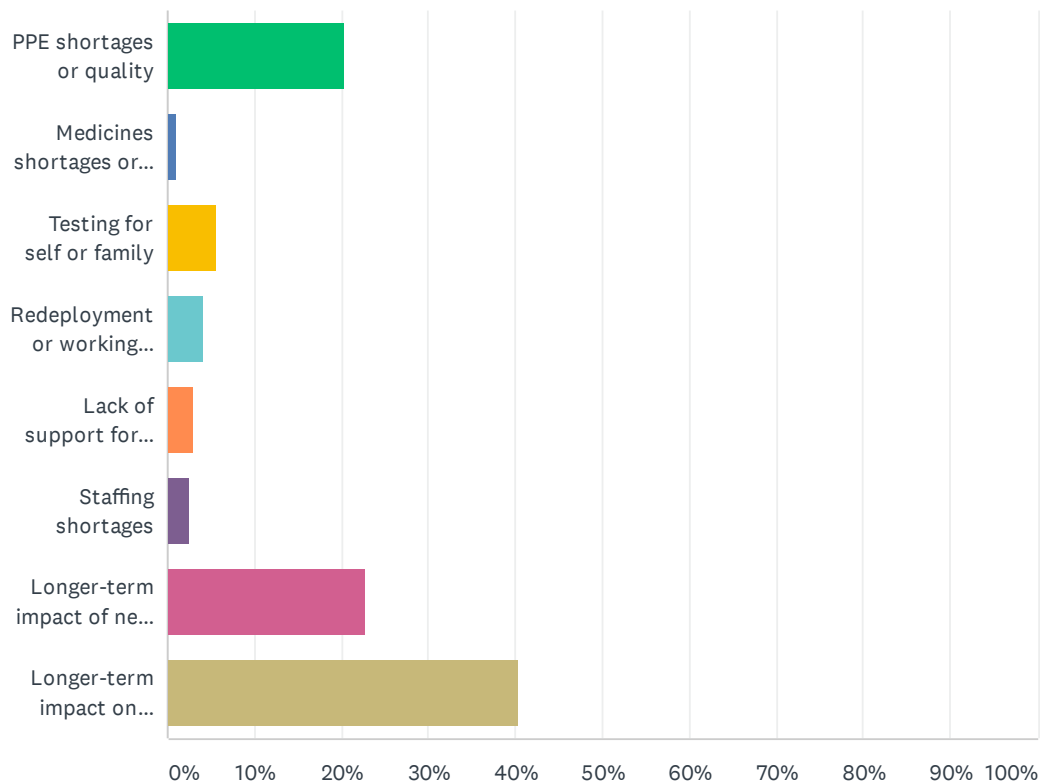
Answered: 6,361



ANSWER CHOICES	RESPONSES	
To a significant extent	14.21%	904
To some extent	42.98%	2,734
Not really / not at all	21.66%	1,378
Have not needed to access support	18.86%	1,200
Prefer not to say	2.28%	145
TOTAL		6,361

Finally, we would like to ask you which one of the following areas relating to the Coronavirus pandemic is of most concern / top priority to you at the current time.

Answered: 13,185



ANSWER CHOICES	RESPONSES	
PPE shortages or quality	20.38%	2,687
Medicines shortages or quality	0.96%	126
Testing for self or family	5.69%	750
Redeployment or working outside competence	4.13%	544
Lack of support for your wellbeing	2.98%	393
Staffing shortages	2.59%	341
Longer-term impact of new working arrangements	22.86%	3,014
Longer-term impact on patient clinical demand	40.42%	5,330
TOTAL		13,185