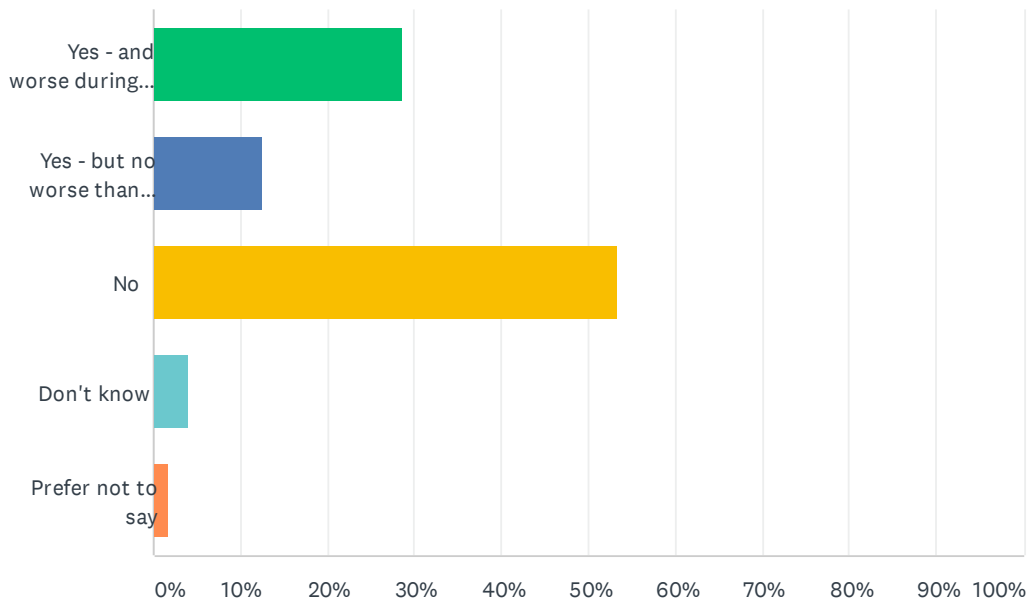


During this pandemic, do you consider that you are currently suffering from any of depression, anxiety, stress, burnout*, emotional distress or other mental health condition relating to or made worse by your work? (*Burnout is characterised by a state of emotional, mental and physical exhaustion caused by excessive and prolonged stress)

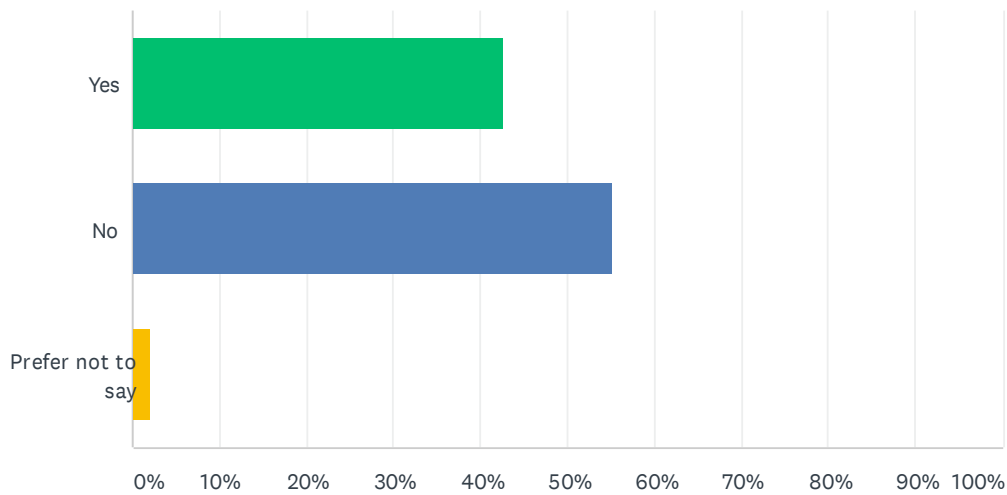
Answered: 7,821



ANSWER CHOICES	RESPONSES
Yes - and worse during this pandemic than before	28.58% 2,235
Yes - but no worse than before this pandemic	12.56% 982
No	53.29% 4,168
Don't know	3.95% 309
Prefer not to say	1.62% 127
TOTAL	7,821

During this pandemic have you had to access NHS wellbeing support services provided by either your employer or a third party?

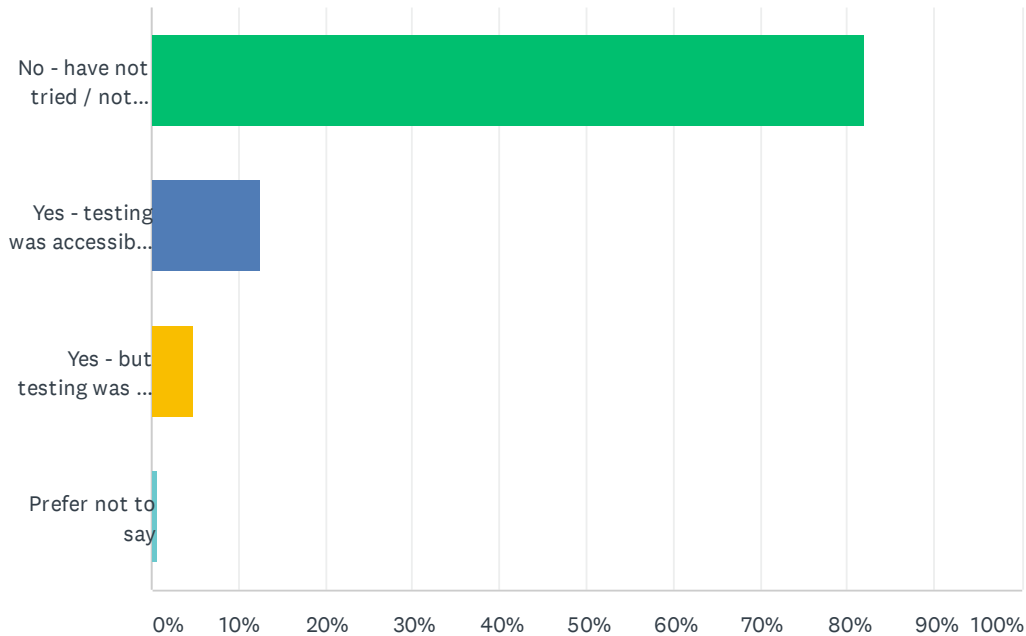
Answered: 7,831



ANSWER CHOICES	RESPONSES	
Yes	42.71%	3,345
No	55.19%	4,322
Prefer not to say	2.09%	164
TOTAL		7,831

Within the last two weeks, have you, or a member of your household, tried to access testing for Coronavirus (in your place of work, local NHS, or online)?

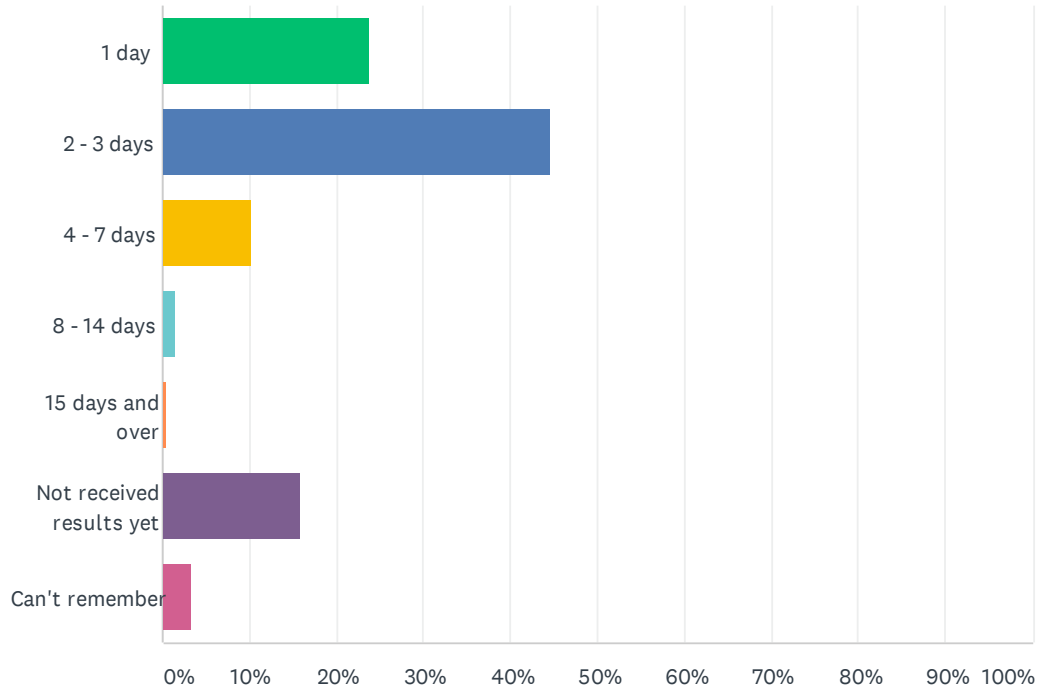
Answered: 7,819



ANSWER CHOICES	RESPONSES	
No - have not tried / not needed	82.06%	6,416
Yes - testing was accessible / timely / convenient	12.57%	983
Yes - but testing was not accessible / not timely / not convenient	4.77%	373
Prefer not to say	0.60%	47
TOTAL		7,819

How long after your test did it take to get the results?

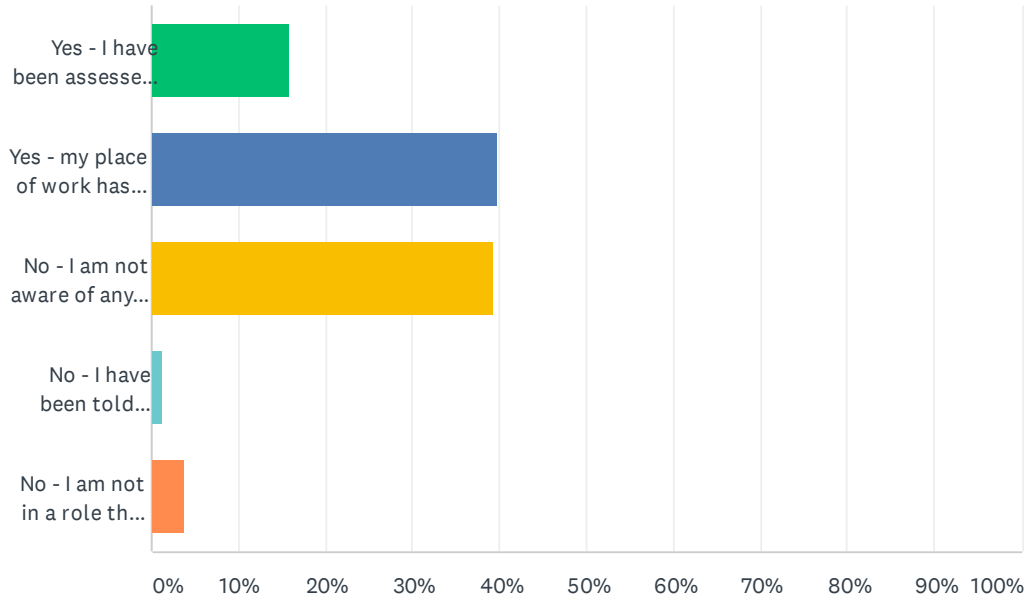
Answered: 1,291



ANSWER CHOICES	RESPONSES	
1 day	23.78%	307
2 - 3 days	44.62%	576
4 - 7 days	10.30%	133
8 - 14 days	1.55%	20
15 days and over	0.46%	6
Not received results yet	15.96%	206
Can't remember	3.33%	43
TOTAL		1,291

Have you been risk assessed in your place of work to test if you might be at increased risk from contact with Coronavirus patients in your current role? Please select whichever answer best matches your situation

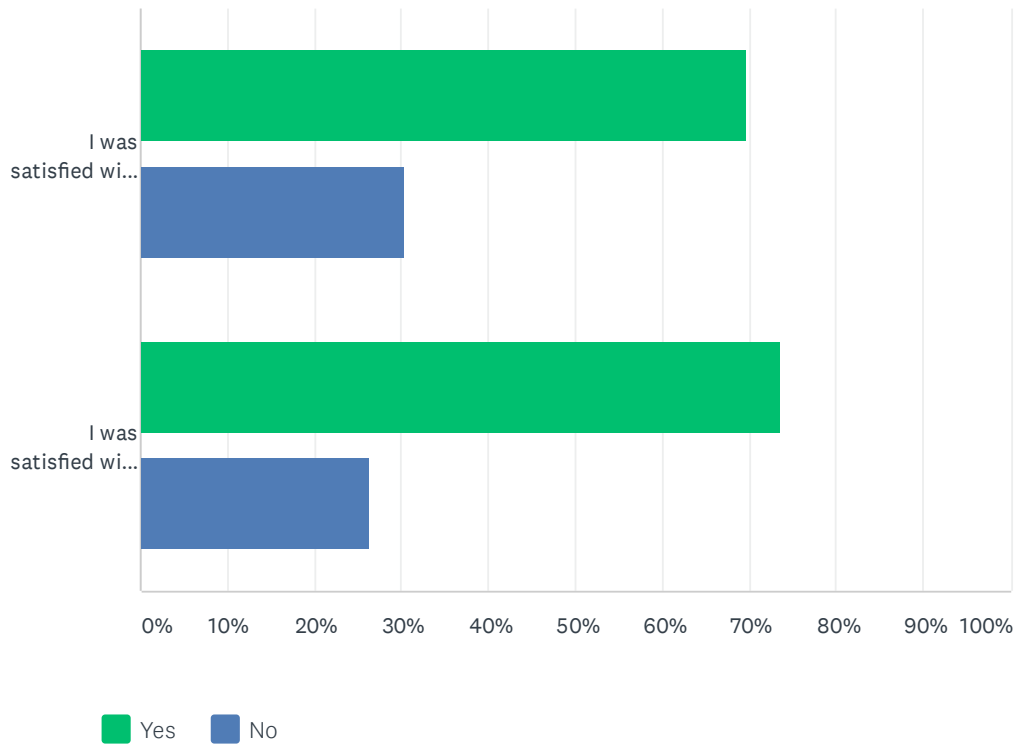
Answered: 295



ANSWER CHOICES	RESPONSES
Yes - I have been assessed in person (including occupational health)	15.93% 47
Yes - my place of work has undertaken a desk-based assessment	39.66% 117
No - I am not aware of any risk assessment in my place of work	39.32% 116
No - I have been told explicitly I do not need to be assessed	1.36% 4
No - I am not in a role that requires assessment	3.73% 11
TOTAL	295

Please answer Yes or No to the following questions about your risk assessment

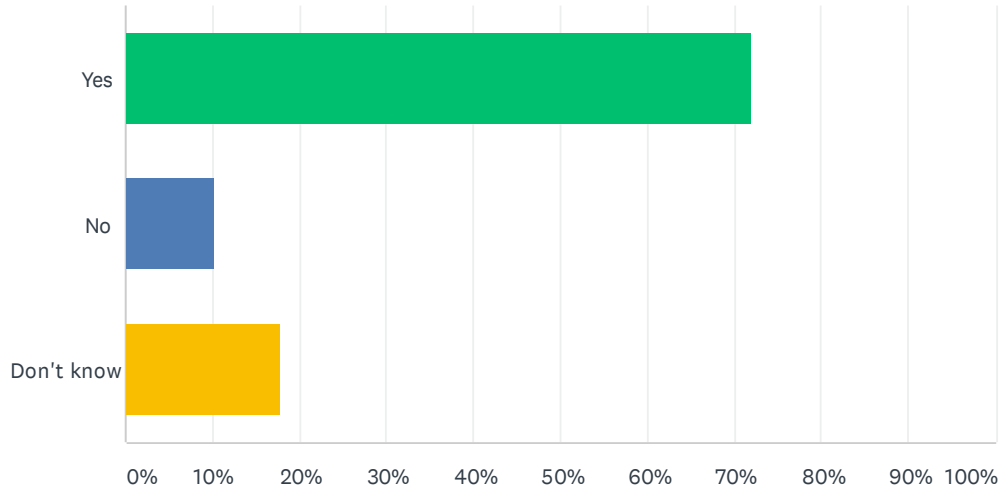
Answered: 161



	YES	NO	TOTAL
I was satisfied with the process of the assessment	69.57% 112	30.43% 49	161
I was satisfied with the outcome of the assessment	73.72% 115	26.28% 41	156

Do you believe that you should have been risk-assessed to test if you might be at increased risk from contact with Coronavirus patients in your current role?

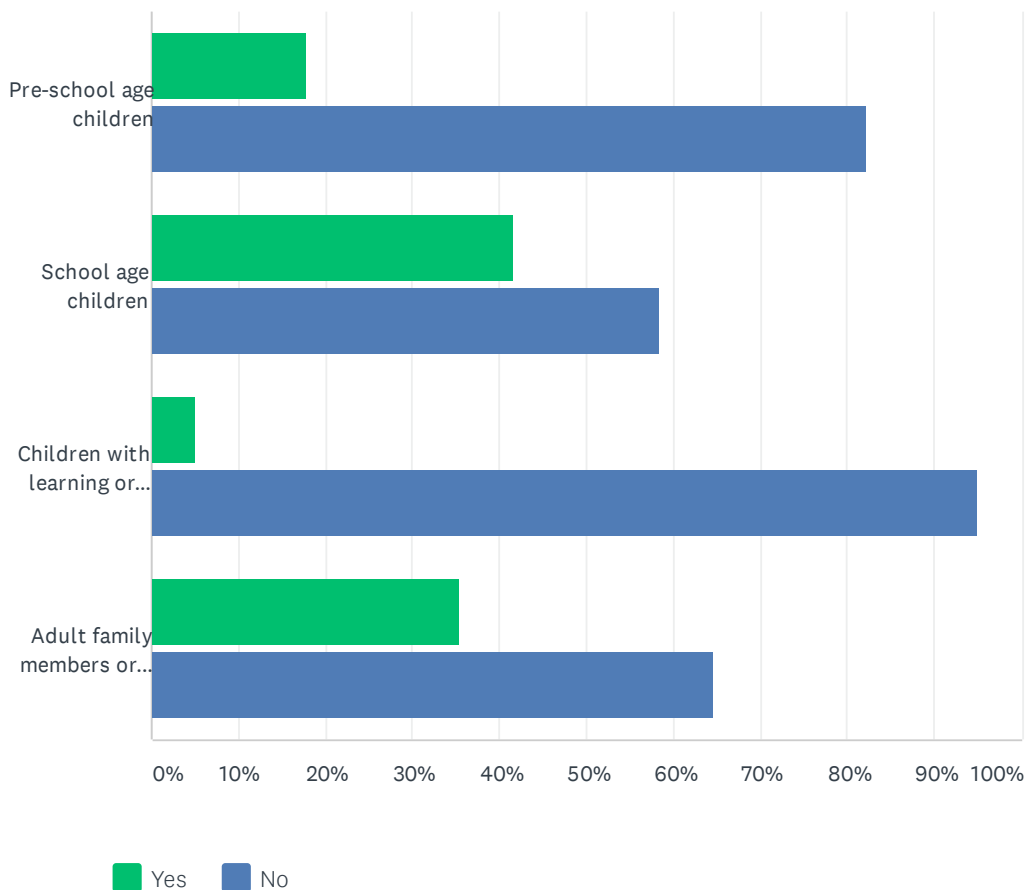
Answered: 118



ANSWER CHOICES	RESPONSES	
Yes	72.03%	85
No	10.17%	12
Don't know	17.80%	21
TOTAL		118

Do you have any dependent children or other caring responsibilities?

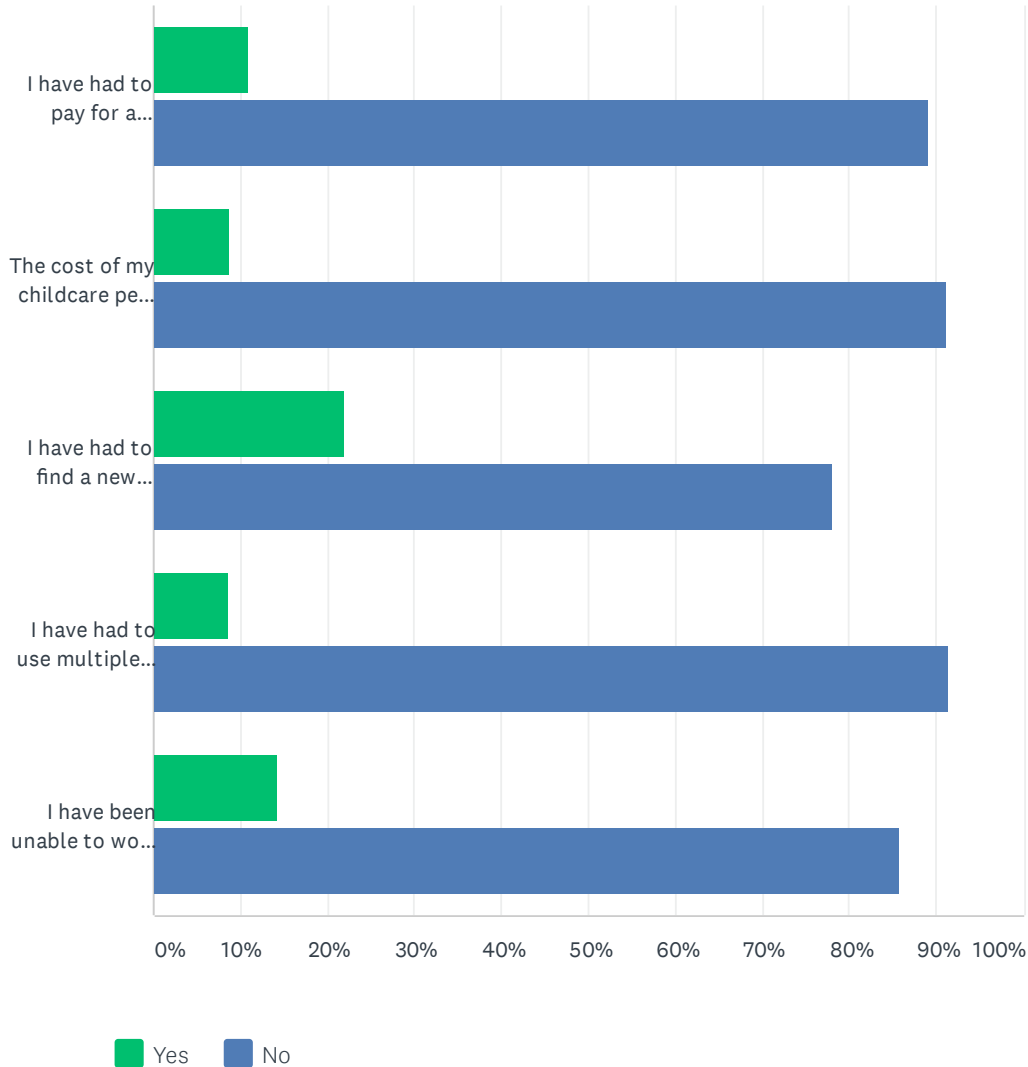
Answered: 7,779



	YES	NO	TOTAL
Pre-school age children	17.72% 1,100	82.28% 5,109	6,209
School age children	41.70% 2,956	58.30% 4,132	7,088
Children with learning or physical disabilities	5.09% 299	94.91% 5,573	5,872
Adult family members or friends	35.31% 2,333	64.69% 4,275	6,608

Have you had to make any changes to your childcare or working arrangements in order to manage work and family life during the pandemic?

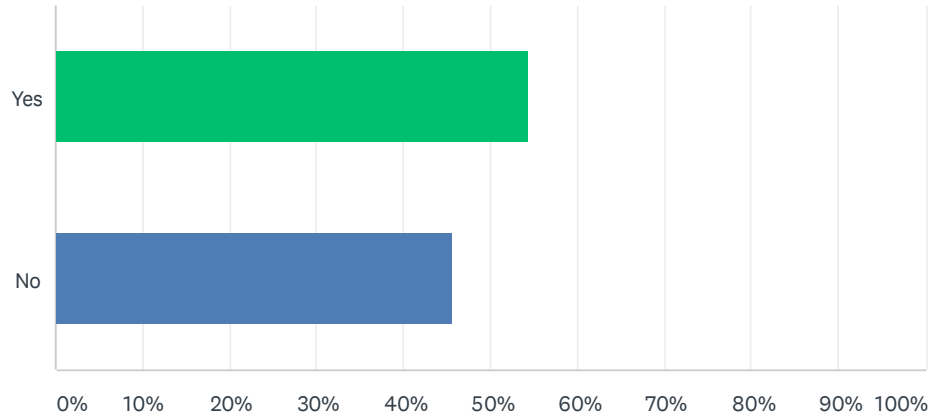
Answered: 3,456



	YES	NO	TOTAL
I have had to pay for a greater number of hours of childcare	10.93% 345	89.07% 2,811	3,156
The cost of my childcare per hour has gone up	8.84% 277	91.16% 2,858	3,135
I have had to find a new childcare provider because my normal childcare was not available	22.00% 715	78.00% 2,535	3,250
I have had to use multiple childcare providers	8.58% 269	91.42% 2,866	3,135
I have been unable to work or have had to reduce my hours because I could not find sufficient / any childcare	14.28% 460	85.72% 2,762	3,222

Do you work in an aerosol generating procedure (AGP) area (including in Intensive Care Units or the hot zone of an Emergency Department)?

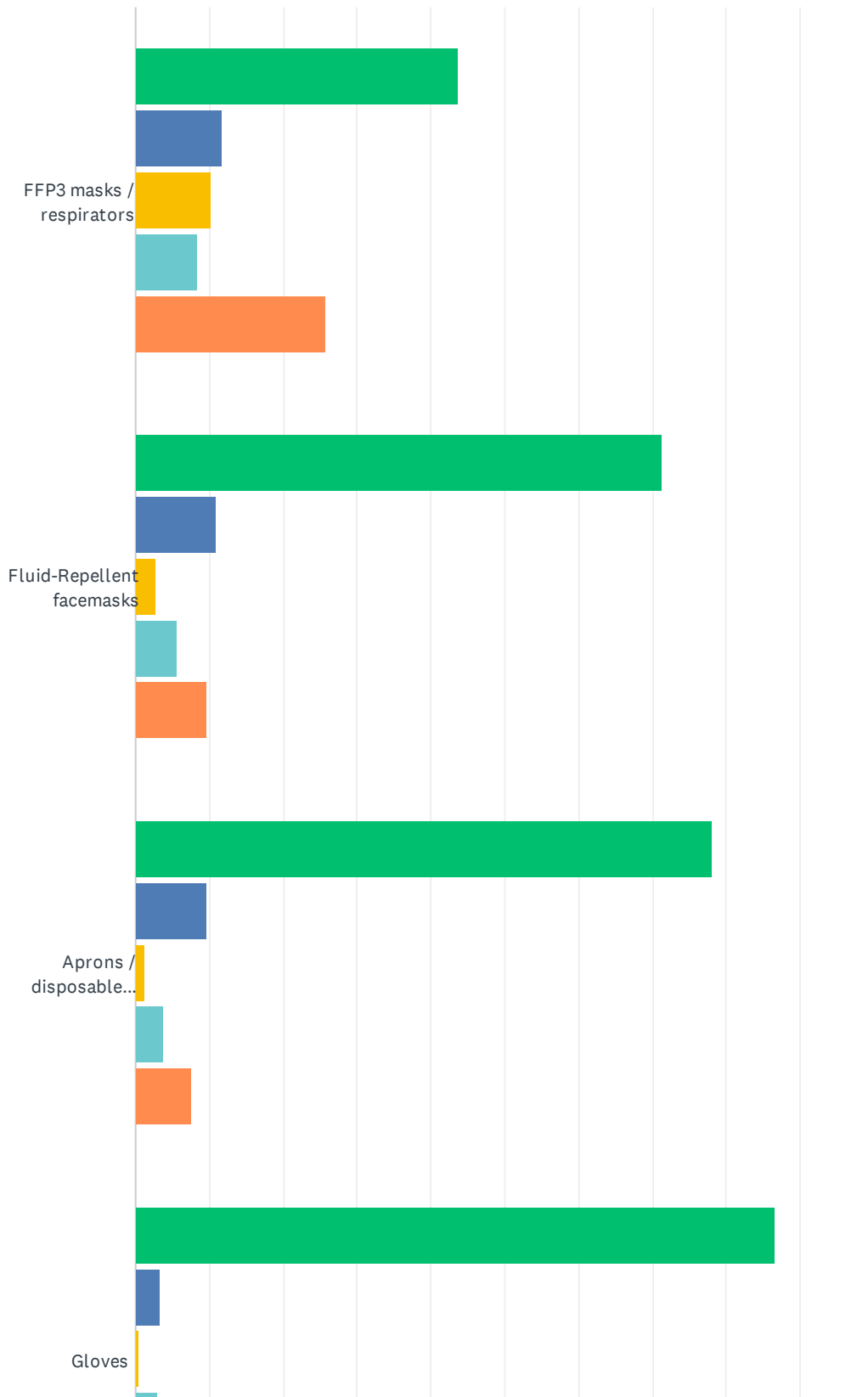
Answered: 4,491

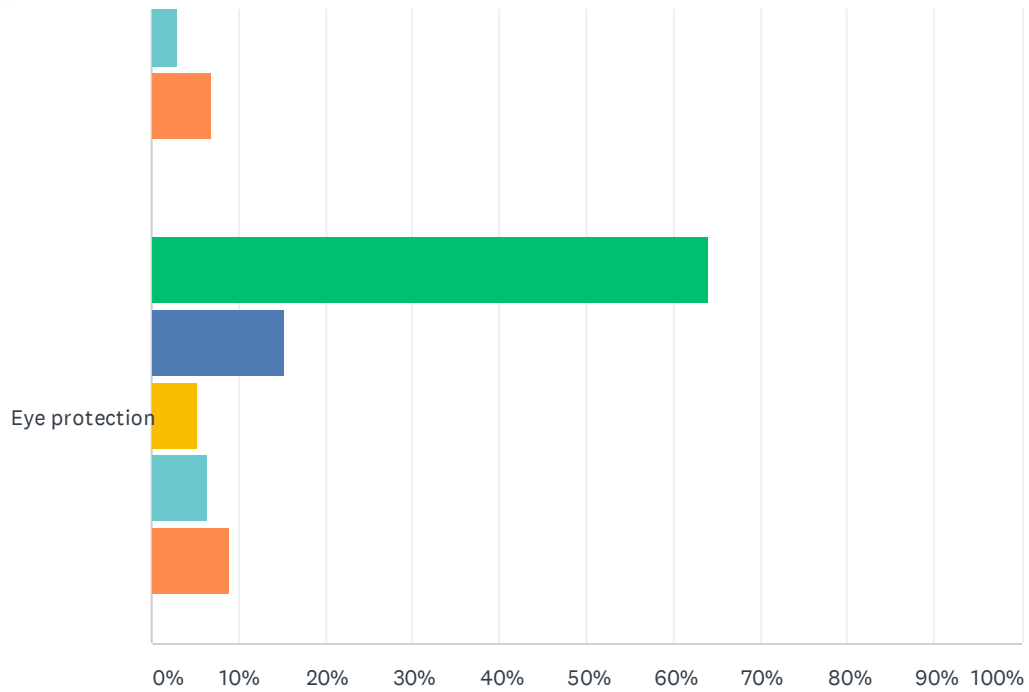


ANSWER CHOICES	RESPONSES	
Yes	54.31%	2,439
No	45.69%	2,052
TOTAL		4,491

Over the last week, have you had adequate supplies or shortages of the following PPE?

Answered: 7,016



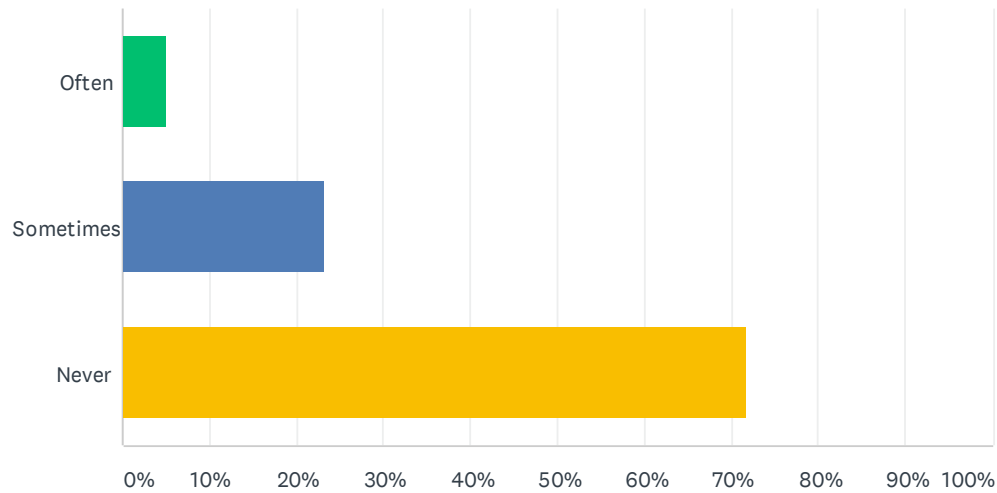


■ Adequate
 ■ Shortages
 ■ No supply at all
 ■ Don't know
 ■ Not relevant

	ADEQUATE	SHORTAGES	NO SUPPLY AT ALL	DON'T KNOW	NOT RELEVANT	TOTAL
FFP3 masks / respirators	43.68% 3,053	11.82% 826	10.27% 718	8.46% 591	25.77% 1,801	6,989
Fluid-Repellent facemasks	71.27% 4,981	10.85% 758	2.63% 184	5.68% 397	9.57% 669	6,989
Aprons / disposable gowns	77.97% 5,453	9.52% 666	1.19% 83	3.79% 265	7.54% 527	6,994
Gloves	86.63% 6,056	3.28% 229	0.33% 23	2.86% 200	6.91% 483	6,991
Eye protection	63.99% 4,475	15.24% 1,066	5.25% 367	6.44% 450	9.08% 635	6,993

Have you ever felt pressured to see a patient without adequate protection?

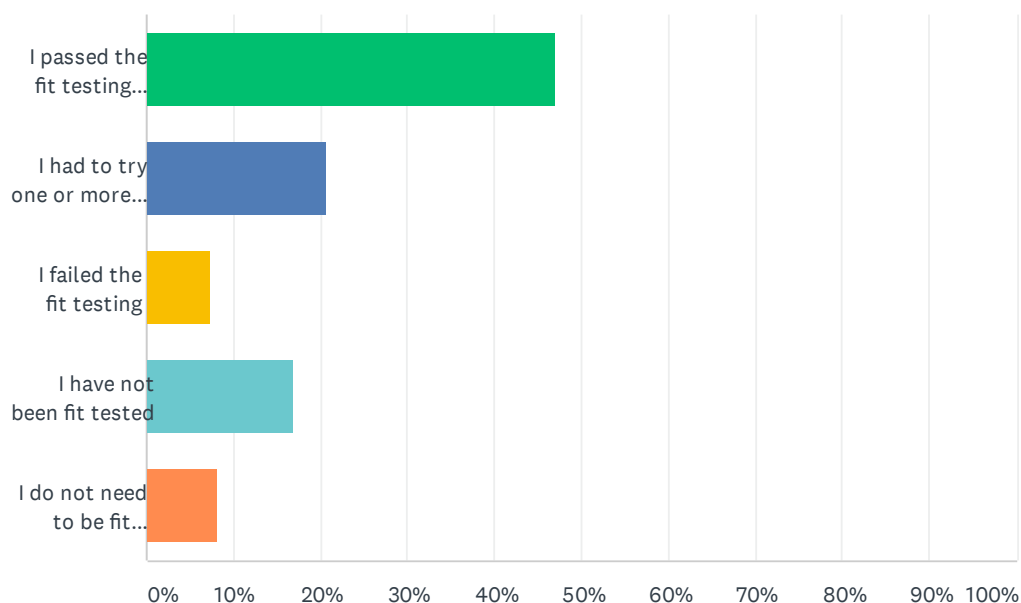
Answered: 6,986



ANSWER CHOICES	RESPONSES	
Often	4.95%	346
Sometimes	23.29%	1,627
Never	71.76%	5,013
TOTAL		6,986

If you have been fit tested for a mask/respirator, which of the following best describes your experience?

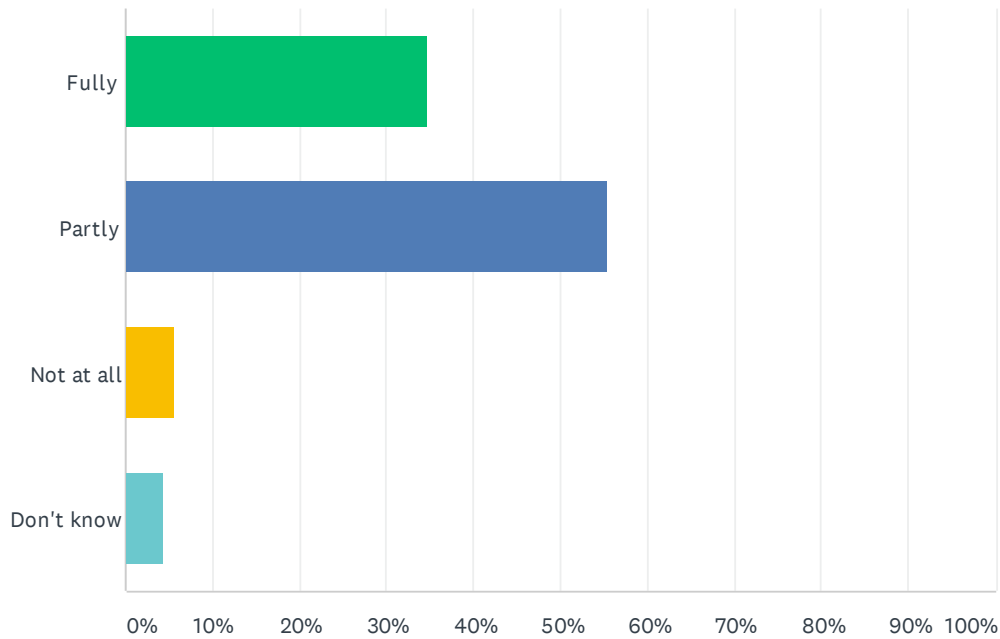
Answered: 4,428



ANSWER CHOICES	RESPONSES	
I passed the fit testing first time	47.04%	2,083
I had to try one or more alternative masks/respirator before passing	20.66%	915
I failed the fit testing	7.38%	327
I have not been fit tested	16.85%	746
I do not need to be fit tested	8.06%	357
TOTAL		4,428

Taking everything into account, do you feel safely protected from coronavirus infection in your place of work?

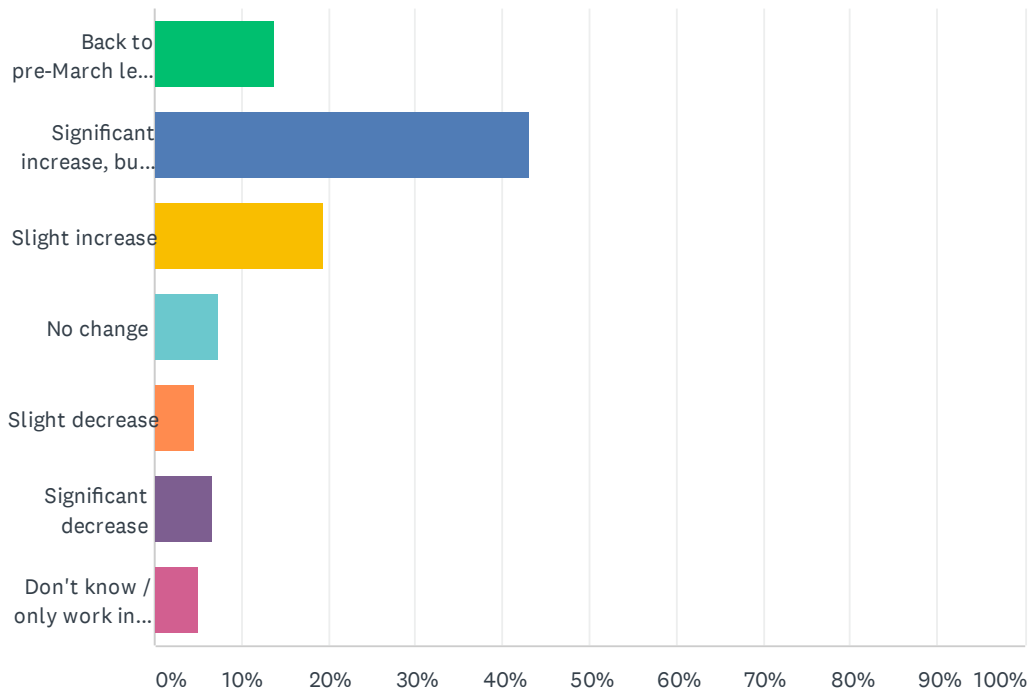
Answered: 7,499



ANSWER CHOICES	RESPONSES	
Fully	34.64%	2,598
Partly	55.37%	4,152
Not at all	5.69%	427
Don't know	4.29%	322
TOTAL		7,499

Over the last week, what change, if any, have you experienced in the level of demand for non-Covid patient care?

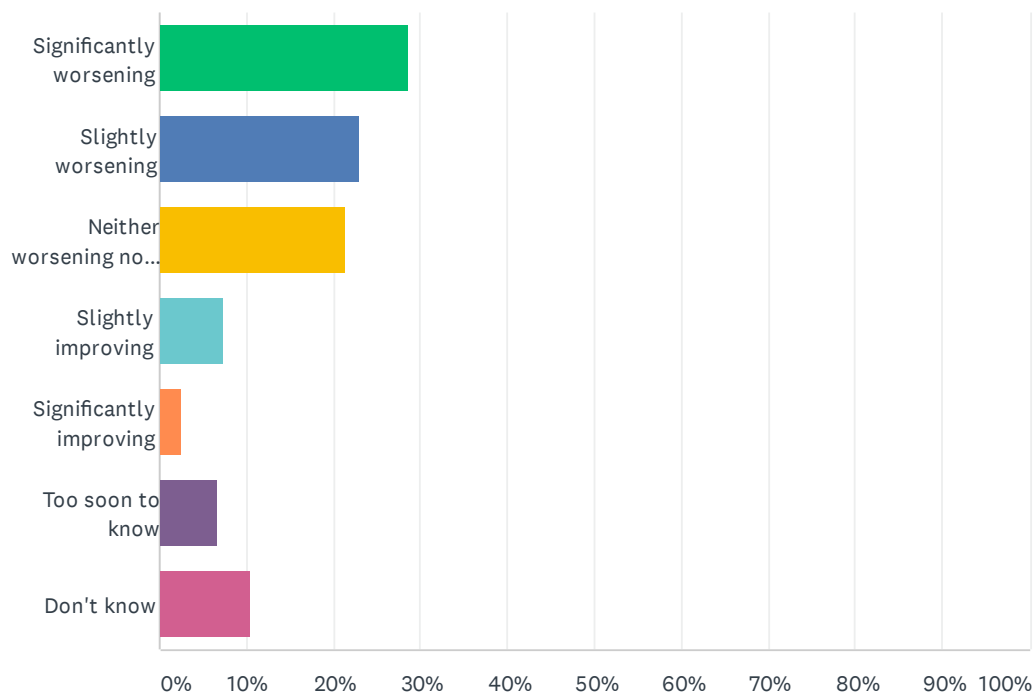
Answered: 7,269



ANSWER CHOICES	RESPONSES	
Back to pre-March level of demand	13.80%	1,003
Significant increase, but at lower level than pre-March	43.09%	3,132
Slight increase	19.51%	1,418
No change	7.29%	530
Slight decrease	4.51%	328
Significant decrease	6.77%	492
Don't know / only work in Covid areas	5.04%	366
TOTAL		7,269

To what extent is prioritisation of patients with possible or confirmed Covid-19 in your place of work or the local NHS affecting the care available to those patients with no Covid-19 symptoms?

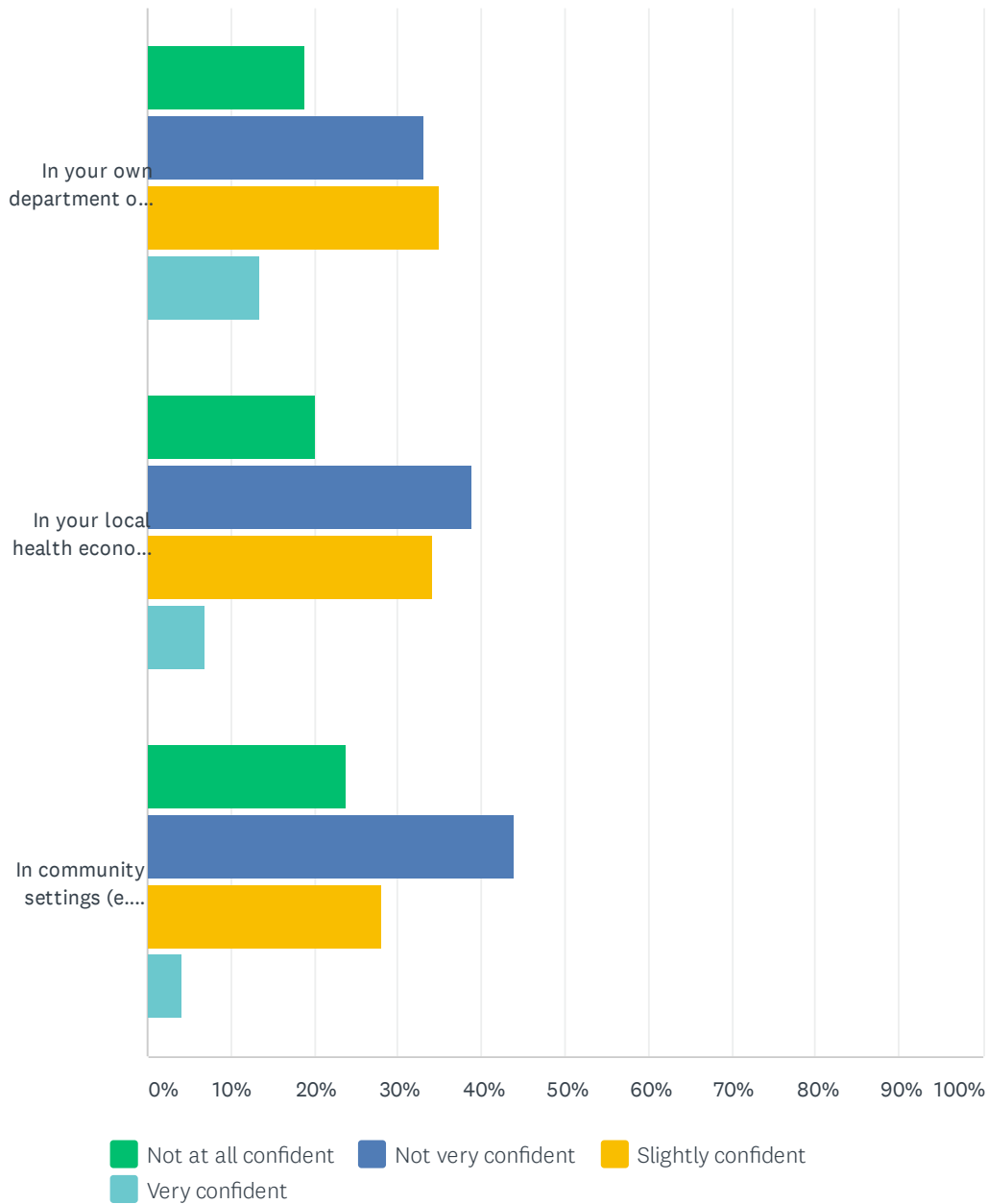
Answered: 7,282



ANSWER CHOICES	RESPONSES
Significantly worsening	28.58% 2,081
Slightly worsening	23.00% 1,675
Neither worsening nor improving	21.30% 1,551
Slightly improving	7.35% 535
Significantly improving	2.50% 182
Too soon to know	6.74% 491
Don't know	10.53% 767
TOTAL	7,282

How confident are you about your ability to manage patient demand as normal NHS services are resumed?

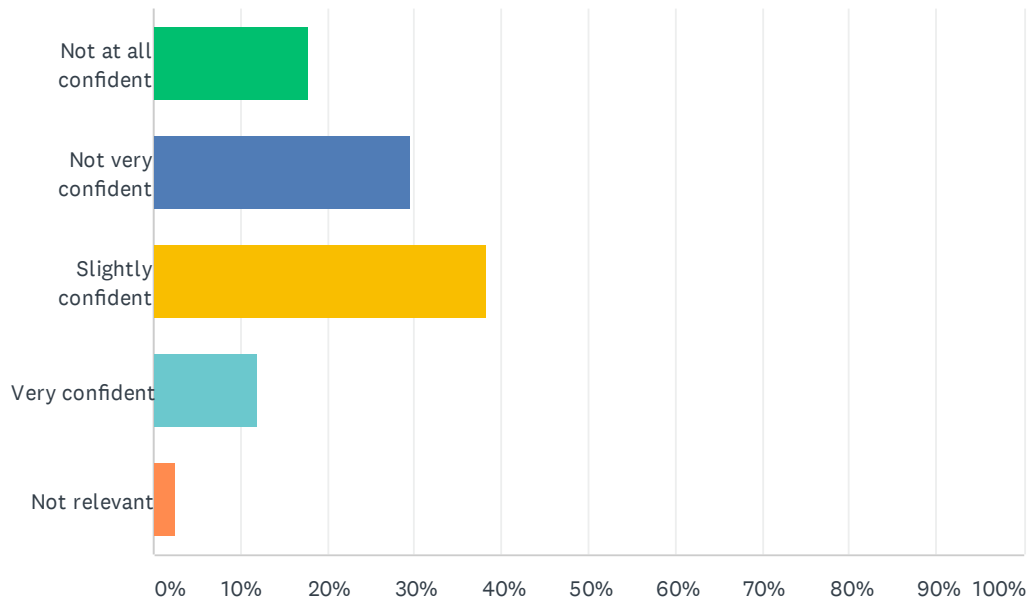
Answered: 7,253



	NOT AT ALL CONFIDENT	NOT VERY CONFIDENT	SLIGHTLY CONFIDENT	VERY CONFIDENT	TOTAL
In your own department or practice	18.80% 1,361	33.06% 2,393	34.84% 2,522	13.29% 962	7,238
In your local health economy (e.g. accessing diagnostics)	20.05% 1,437	39.01% 2,796	34.05% 2,441	6.89% 494	7,168
In community settings (e.g. care homes)	23.86% 1,649	43.93% 3,036	28.04% 1,938	4.17% 288	6,911

How confident are you about your ability to manage patient demand if there is a second peak of Covid-19?

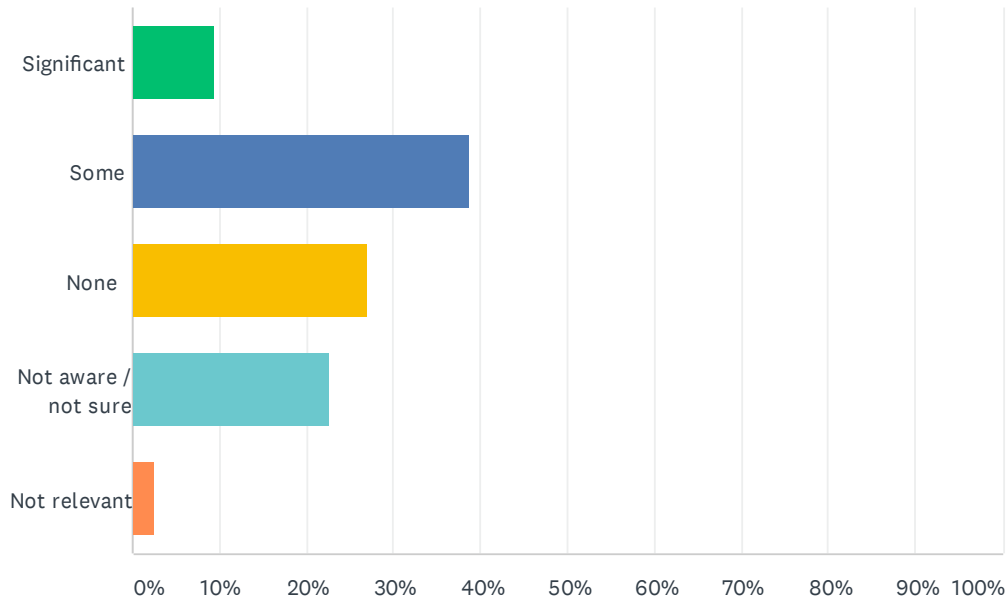
Answered: 7,268



ANSWER CHOICES	RESPONSES	
Not at all confident	17.80%	1,294
Not very confident	29.57%	2,149
Slightly confident	38.30%	2,784
Very confident	11.92%	866
Not relevant	2.41%	175
TOTAL		7,268

What engagement, if any, has there been with you in place of work /your local health economy, around how the increased patient demand will be managed as normal NHS services are resumed?

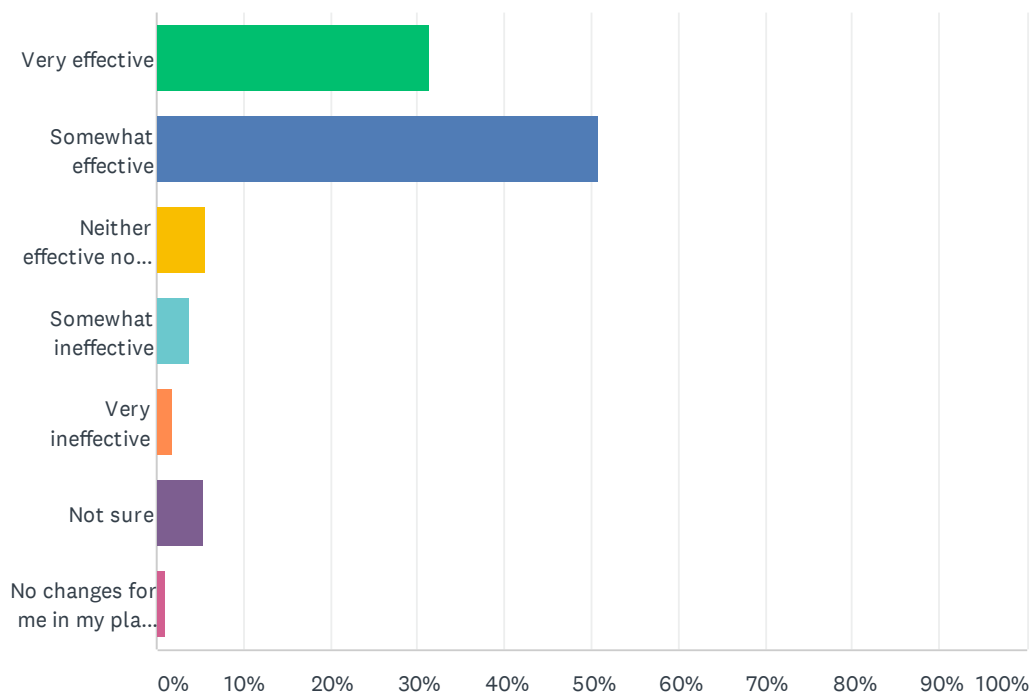
Answered: 7,289



ANSWER CHOICES	RESPONSES	
Significant	9.33%	680
Some	38.70%	2,821
None	26.97%	1,966
Not aware / not sure	22.54%	1,643
Not relevant	2.46%	179
TOTAL		7,289

In your experience, how effective have the changes made in your place of work been in combatting the pandemic?

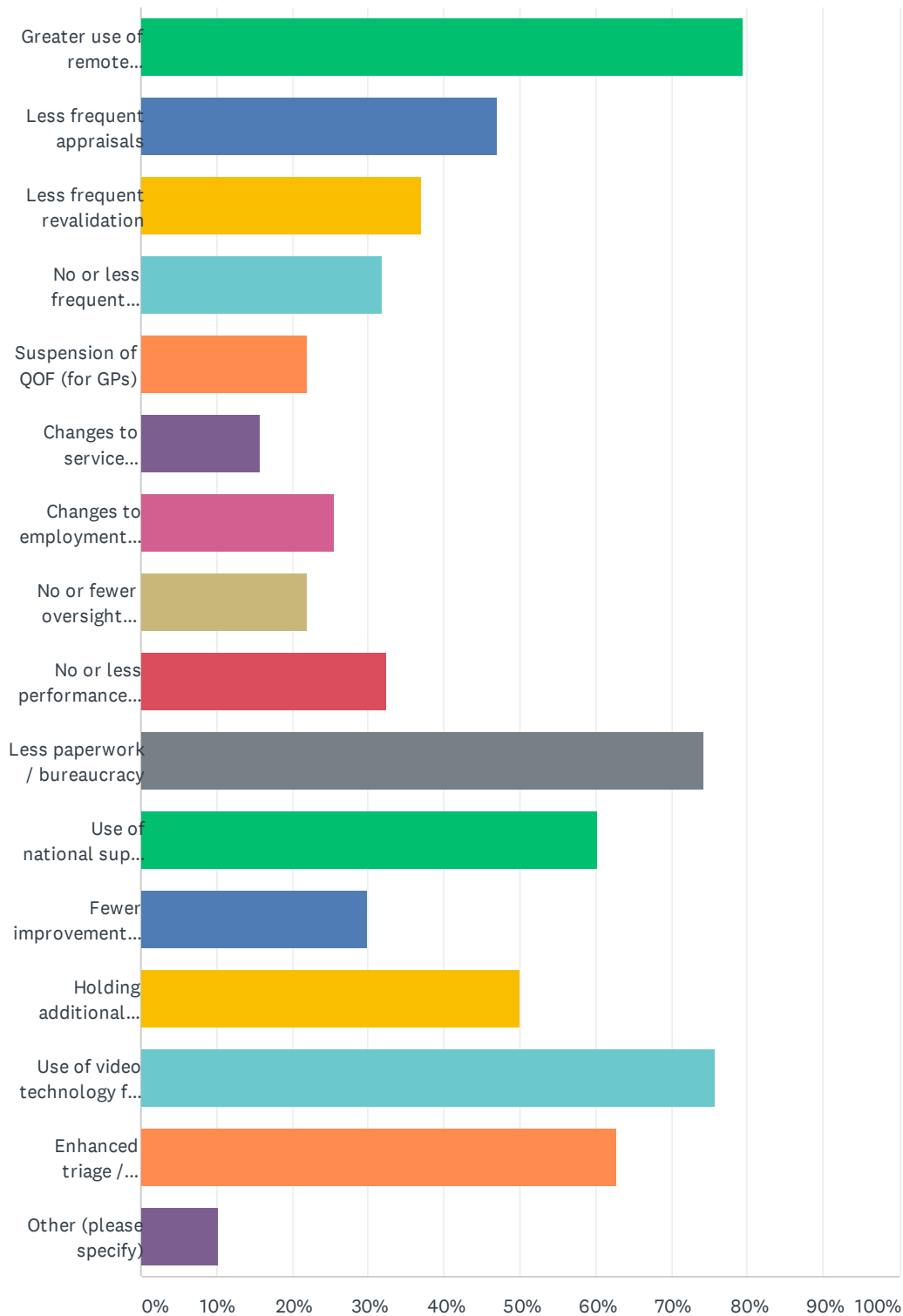
Answered: 7,289



ANSWER CHOICES	RESPONSES	
Very effective	31.28%	2,280
Somewhat effective	50.86%	3,707
Neither effective nor ineffective	5.72%	417
Somewhat ineffective	3.76%	274
Very ineffective	1.81%	132
Not sure	5.50%	401
No changes for me in my place of work	1.07%	78
TOTAL		7,289

Which of these changes do you feel should be retained in the longer-term? Please tick all that apply

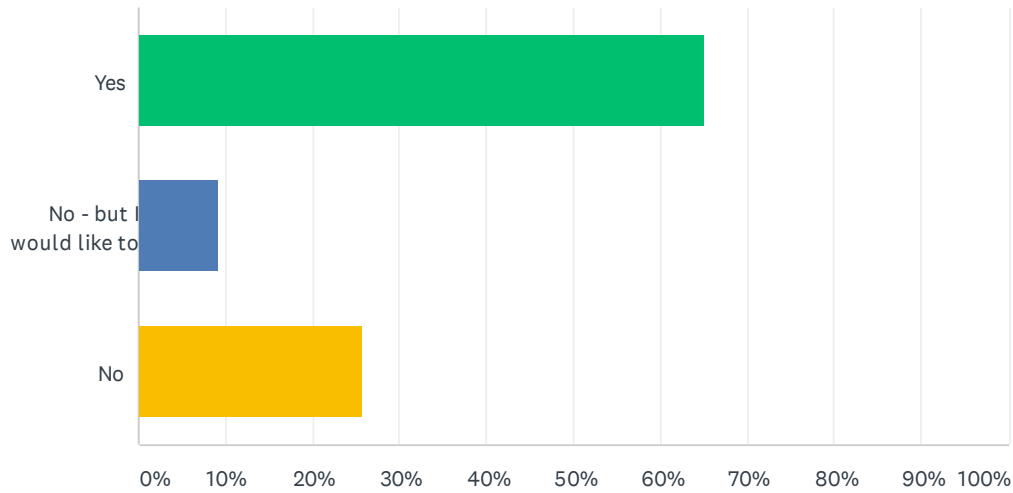
Answered: 7,092



ANSWER CHOICES	RESPONSES	
Greater use of remote consultations	79.41%	5,632
Less frequent appraisals	47.10%	3,340
Less frequent revalidation	37.07%	2,629
No or less frequent inspections (e.g. CQC in England)	31.85%	2,259
Suspension of QOF (for GPs)	21.97%	1,558
Changes to service contracts (e.g. move to block, suspension of CQUIN)	15.68%	1,112
Changes to employment contracts / rotas / job plans	25.61%	1,816
No or fewer oversight meetings	21.91%	1,554
No or less performance management (e.g. RTT targets)	32.37%	2,296
Less paperwork / bureaucracy	74.27%	5,267
Use of national supply chains for PPE	60.25%	4,273
Fewer improvement initiatives / meetings	29.94%	2,123
Holding additional "spare" critical care capacity	49.92%	3,540
Use of video technology for virtual MDTs, clinical team meetings, Medical Boards	75.75%	5,372
Enhanced triage / prioritising referrals	62.75%	4,450
Other (please specify)	10.24%	726
Total Respondents: 7,092		

Do you currently provide remote consultations for your patients?

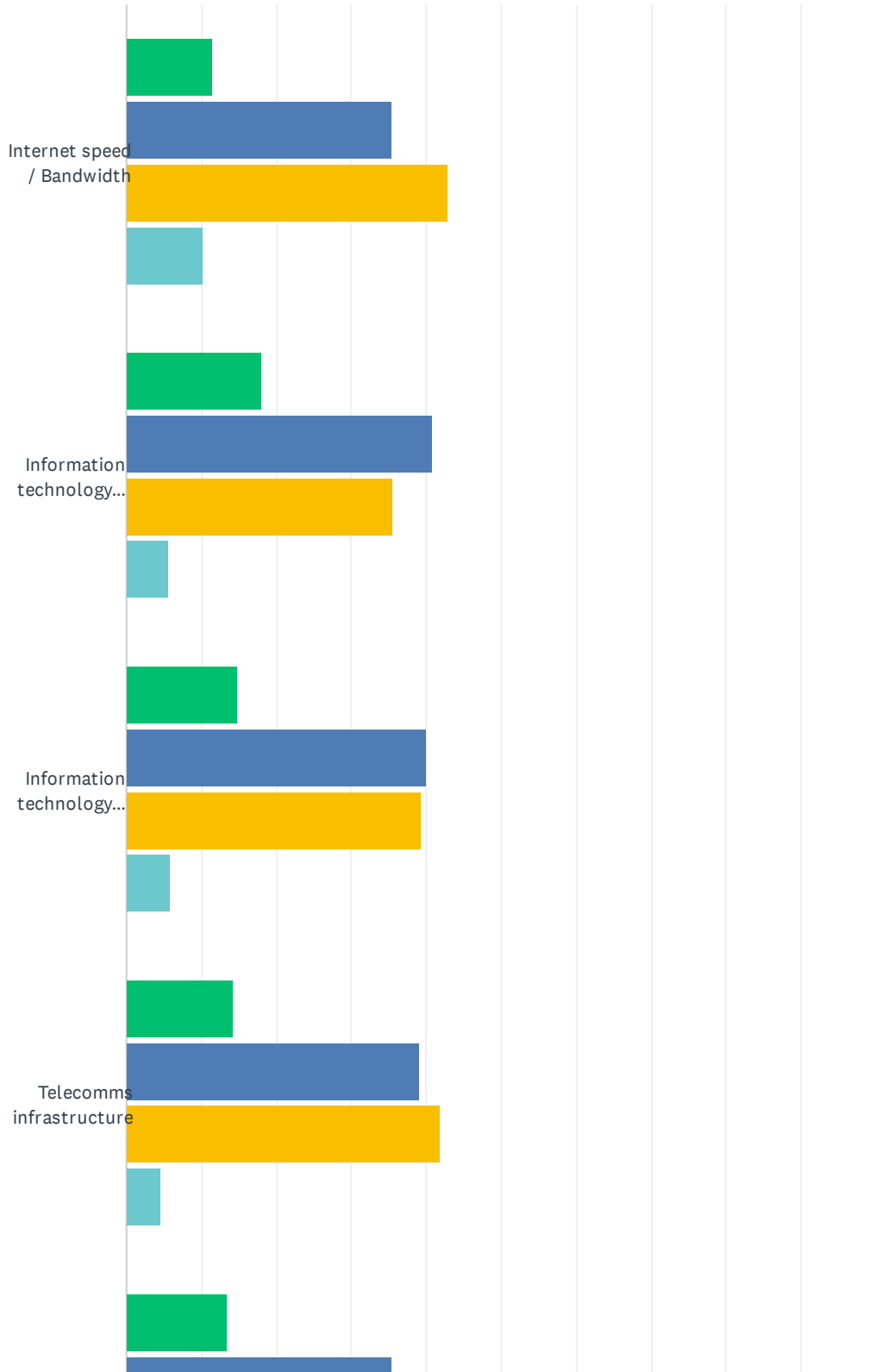
Answered: 7,218

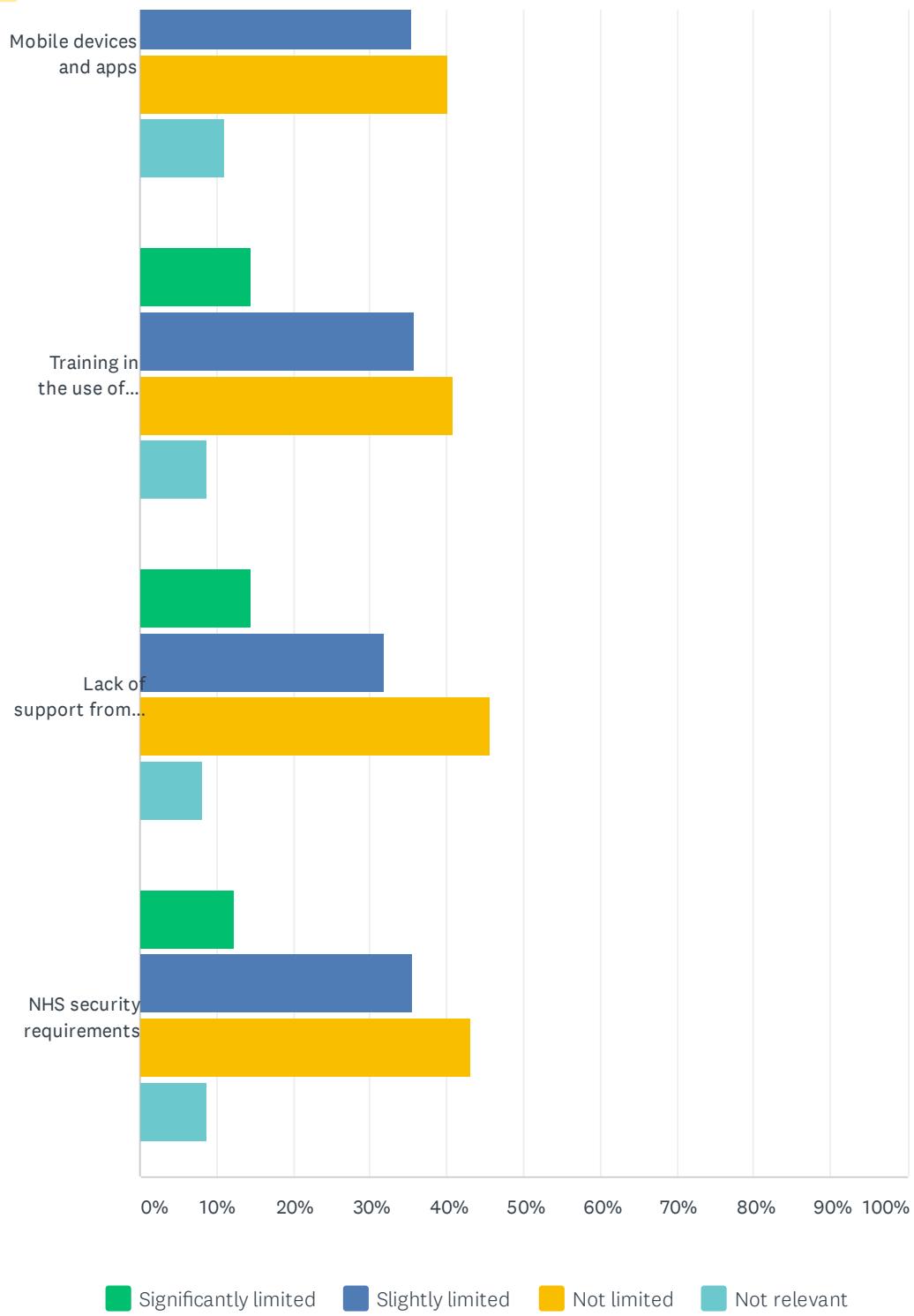


ANSWER CHOICES	RESPONSES	
Yes	65.13%	4,701
No - but I would like to	9.14%	660
No	25.73%	1,857
TOTAL		7,218

To what extent, if at all, has your ability to provide remote consultations for your patients been limited by any of the following during the Covid-19 pandemic?

Answered: 4,629

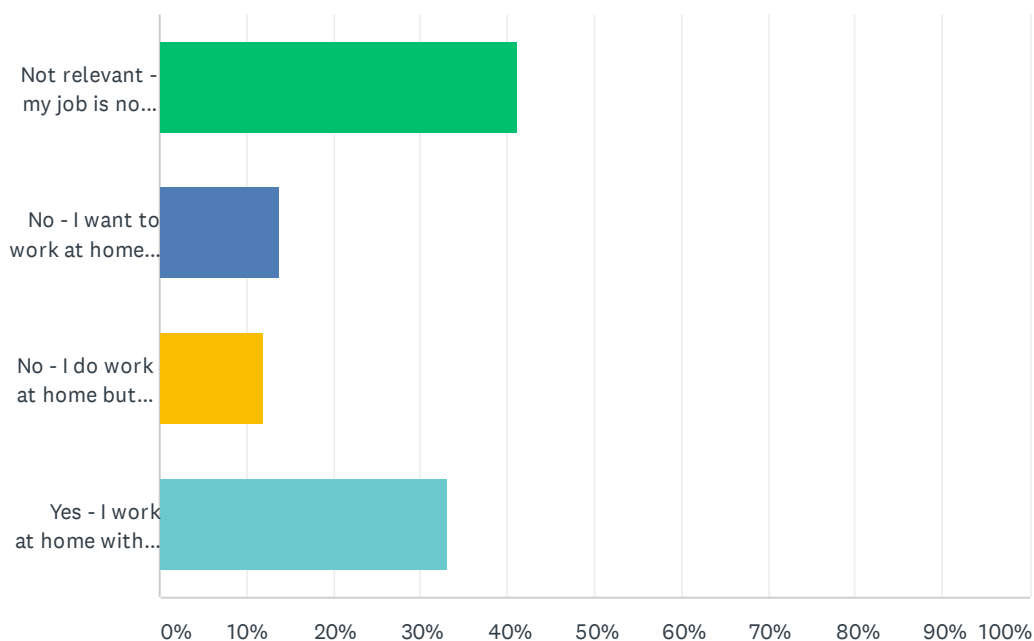




	SIGNIFICANTLY LIMITED	SLIGHTLY LIMITED	NOT LIMITED	NOT RELEVANT	TOTAL
Internet speed / Bandwidth	11.44% 528	35.41% 1,634	42.86% 1,978	10.29% 475	4,615
Information technology hardware	18.06% 832	40.80% 1,880	35.55% 1,638	5.60% 258	4,608
Information technology software	14.94% 688	39.86% 1,836	39.41% 1,815	5.80% 267	4,606
Telecomms infrastructure	14.30% 655	39.14% 1,793	41.87% 1,918	4.69% 215	4,581
Mobile devices and apps	13.44% 616	35.27% 1,617	40.24% 1,845	11.06% 507	4,585
Training in the use of software/hardware	14.39% 661	35.82% 1,645	40.90% 1,878	8.89% 408	4,592
Lack of support from IT department	14.39% 661	31.70% 1,456	45.66% 2,097	8.25% 379	4,593
NHS security requirements	12.37% 567	35.64% 1,633	43.15% 1,977	8.84% 405	4,582

Have you been provided, if relevant, with adequate support and equipment to provide NHS services when working at home?

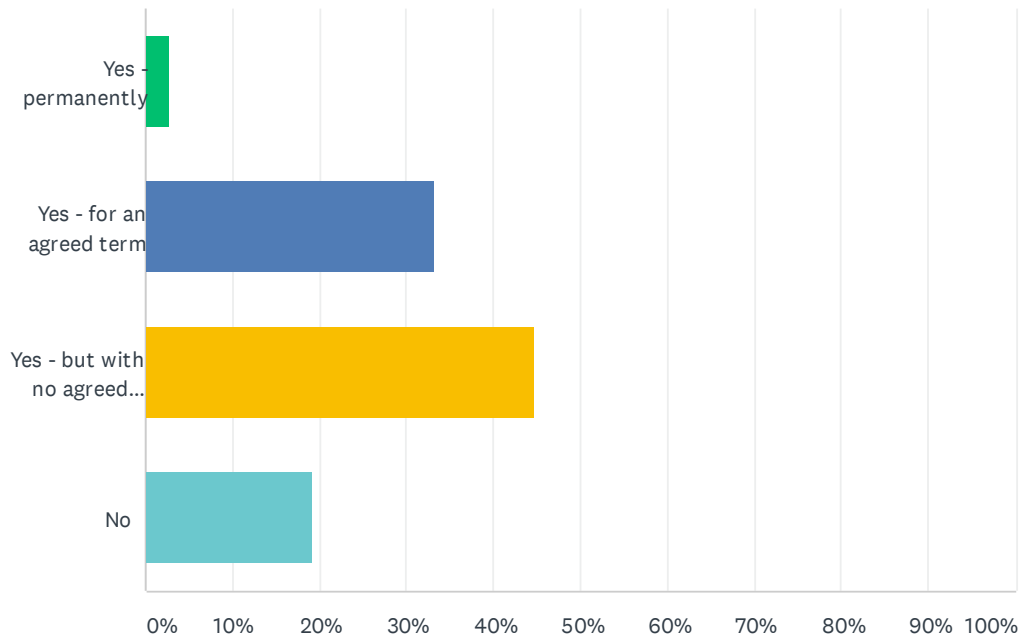
Answered: 7,071



ANSWER CHOICES	RESPONSES
Not relevant - my job is not suitable for home-working	41.13% 2,908
No - I want to work at home but support and equipment is inadequate	13.87% 981
No - I do work at home but support and equipment is inadequate	11.94% 844
Yes - I work at home with adequate support and equipment	33.06% 2,338
TOTAL	7,071

Have your rotas / job plans / contractual terms and working arrangements changed due to the pandemic?

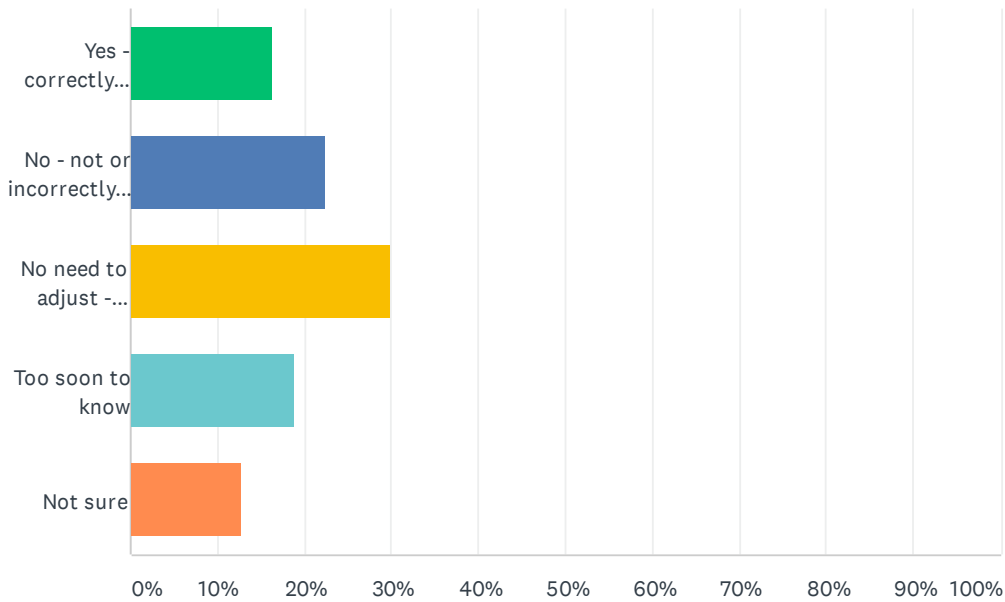
Answered: 4,188



ANSWER CHOICES	RESPONSES	
Yes - permanently	2.67%	112
Yes - for an agreed term	33.26%	1,393
Yes - but with no agreed end-date	44.84%	1,878
No	19.22%	805
TOTAL		4,188

Has your pay been correctly adjusted in line with the changes, if any, to your rotas / job plans / contractual terms?

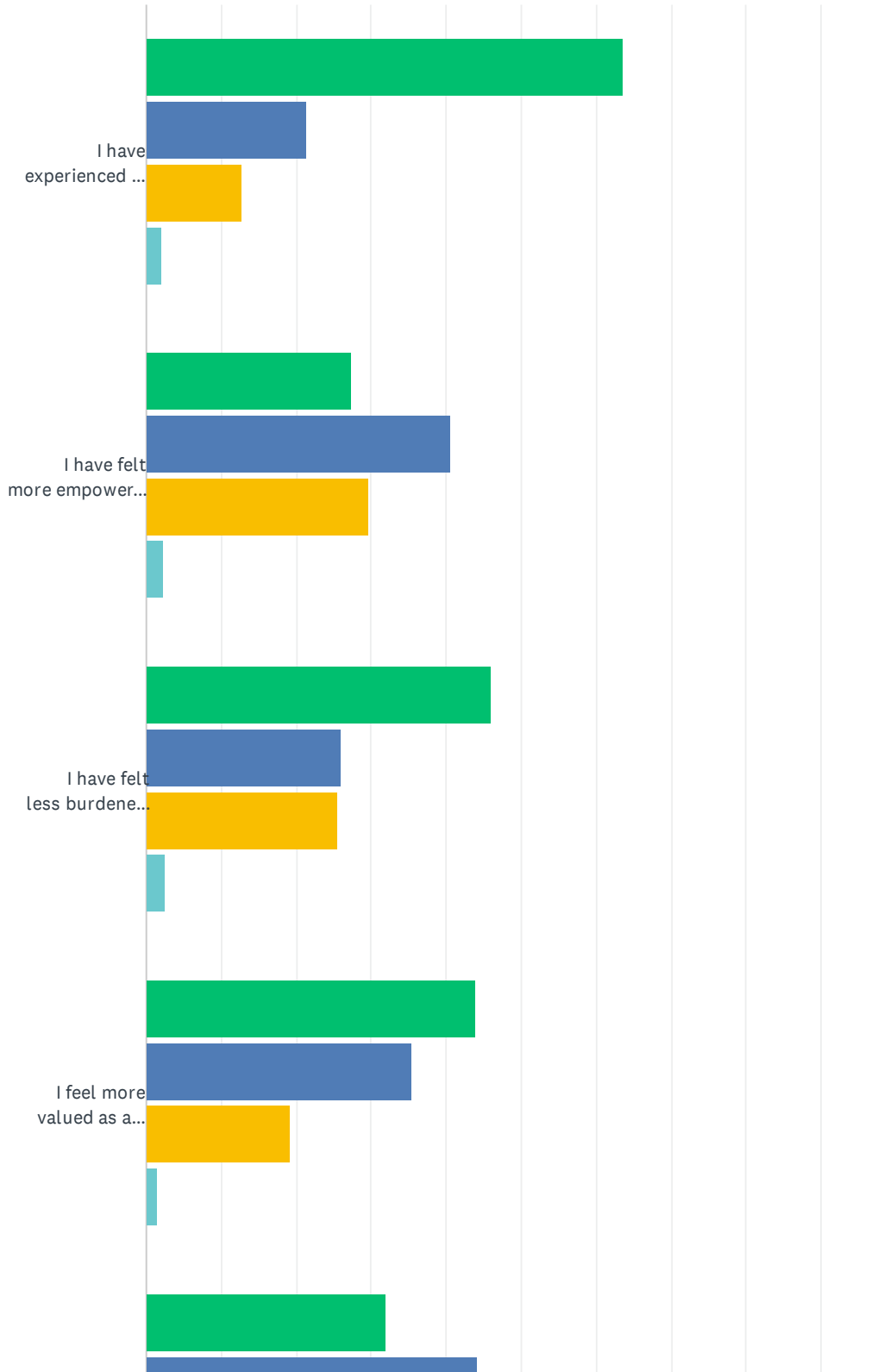
Answered: 4,183

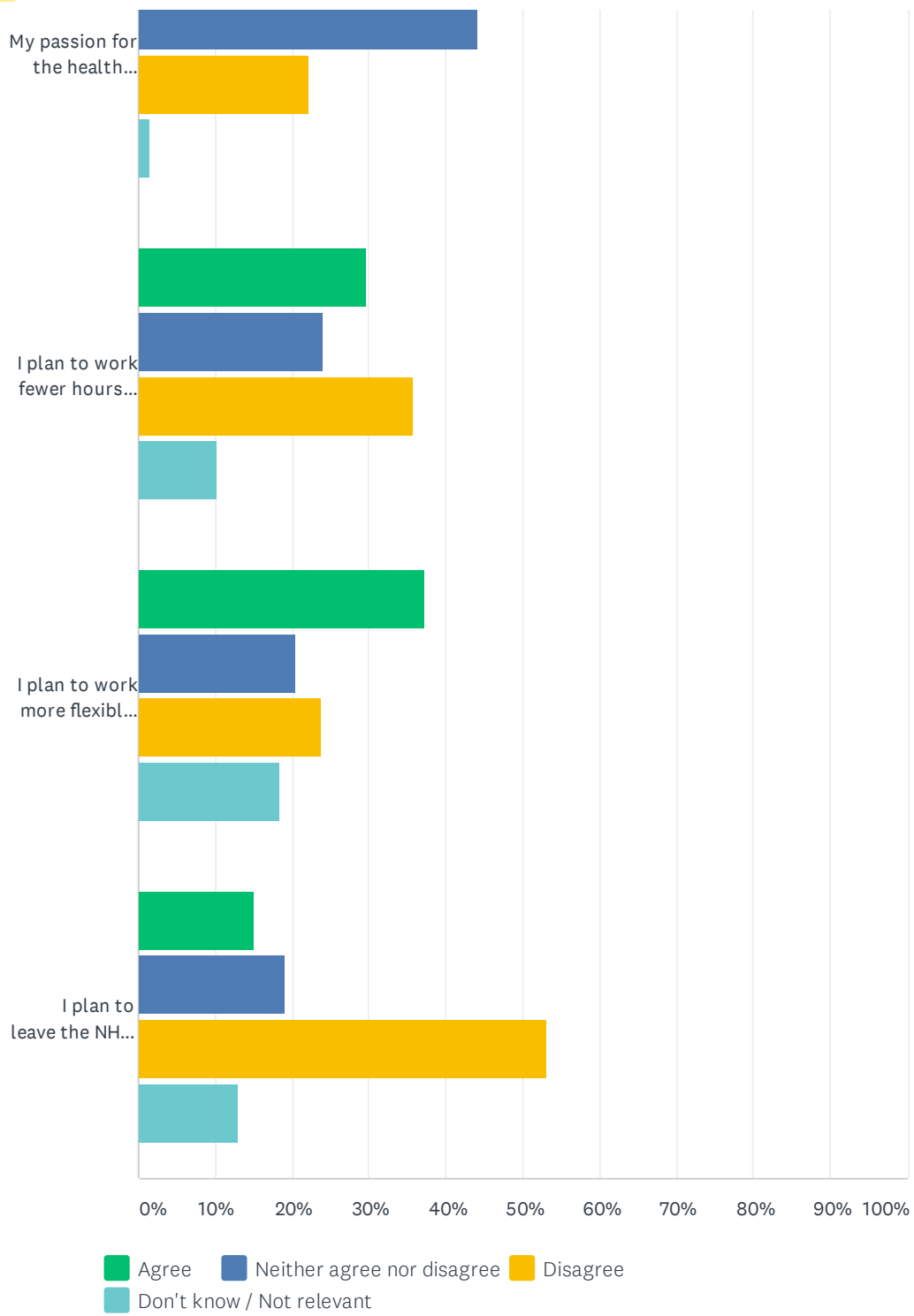


ANSWER CHOICES	RESPONSES	
Yes - correctly adjusted	16.30%	682
No - not or incorrectly adjusted	22.30%	933
No need to adjust - already correct	29.95%	1,253
Too soon to know	18.77%	785
Not sure	12.67%	530
TOTAL		4,183

Please indicate how strongly you agree or disagree with each of the following statements about your experience of working during the Covid pandemic.

Answered: 7,044





	AGREE	NEITHER AGREE NOR DISAGREE	DISAGREE	DON'T KNOW / NOT RELEVANT	TOTAL
I have experienced a greater sense of team-working	63.69% 4,485	21.36% 1,504	12.79% 901	2.16% 152	7,042
I have felt more empowered as a professional	27.36% 1,925	40.58% 2,855	29.77% 2,094	2.29% 161	7,035
I have felt less burdened by bureaucracy	46.03% 3,239	25.84% 1,818	25.63% 1,803	2.50% 176	7,036
I feel more valued as a doctor	43.84% 3,084	35.29% 2,483	19.33% 1,360	1.54% 108	7,035
My passion for the health service has increased	32.05% 2,254	44.24% 3,111	22.17% 1,559	1.54% 108	7,032
I plan to work fewer hours once normal services are resumed	29.74% 2,091	24.12% 1,696	35.84% 2,520	10.30% 724	7,031
I plan to work more flexibly / from home more	37.20% 2,615	20.53% 1,443	23.83% 1,675	18.44% 1,296	7,029
I plan to leave the NHS / retire early / work elsewhere once normal services are resumed	14.98% 1,054	19.00% 1,337	53.14% 3,740	12.89% 907	7,038