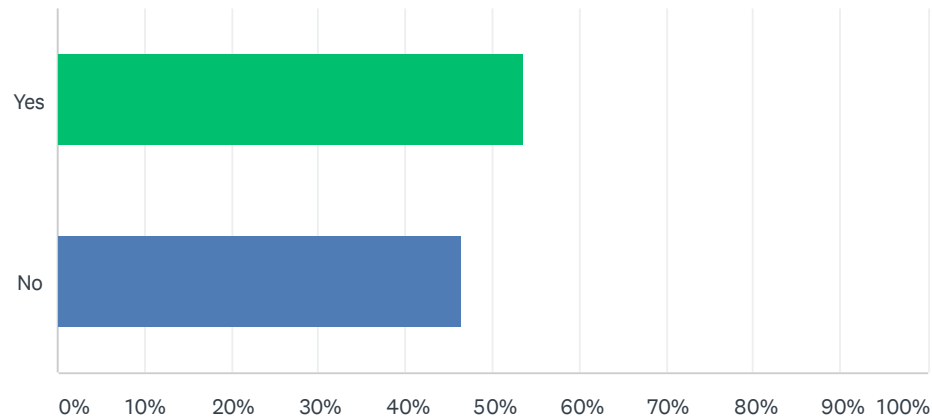


We first want to ask about PPE for high-risk procedures to be used by healthcare workers delivering or assisting with an aerosol generating procedure (AGP) including in Intensive Care Units or the hot zone of an Emergency Department. Do you work in an AGP area?

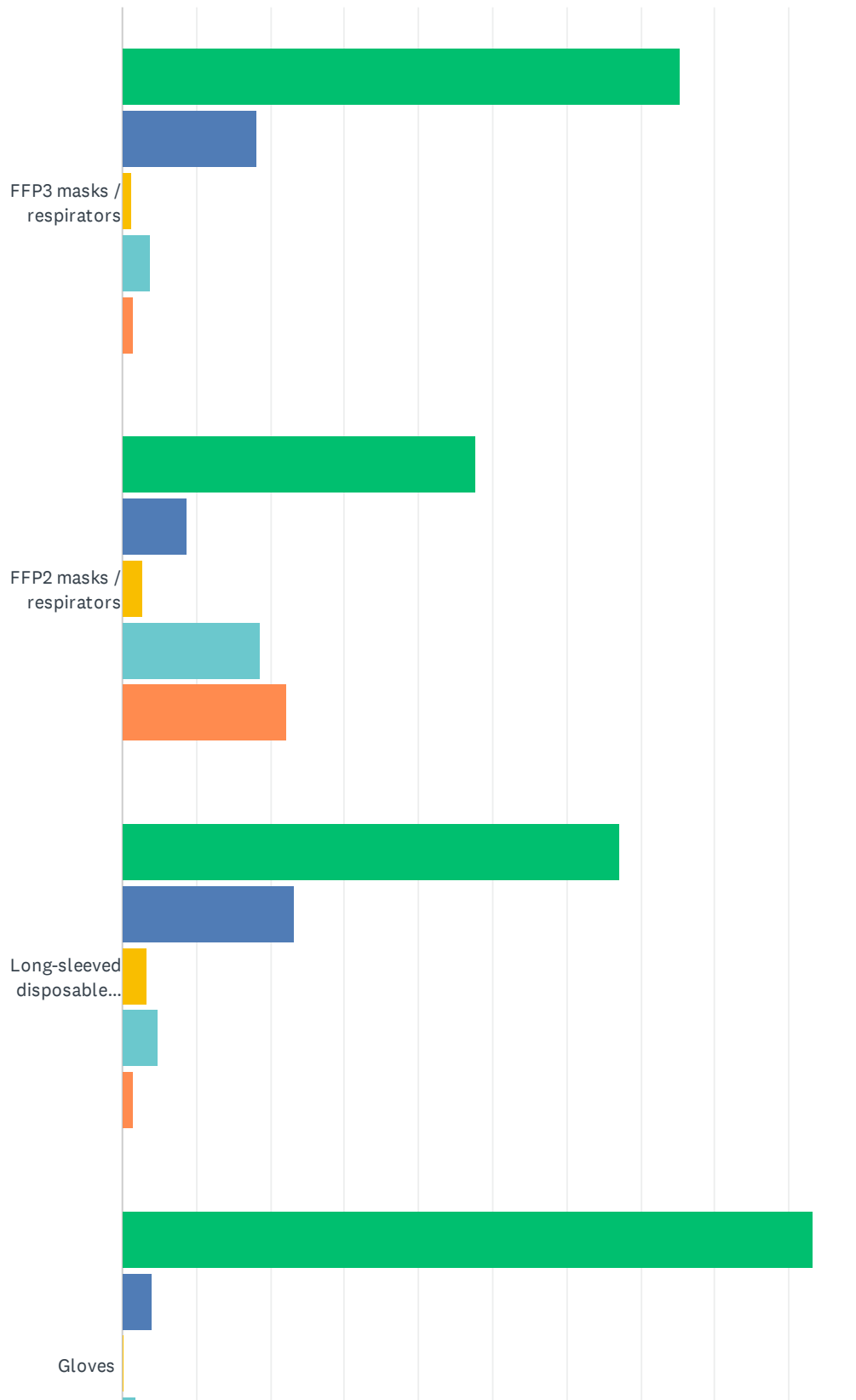
Answered: 5,890

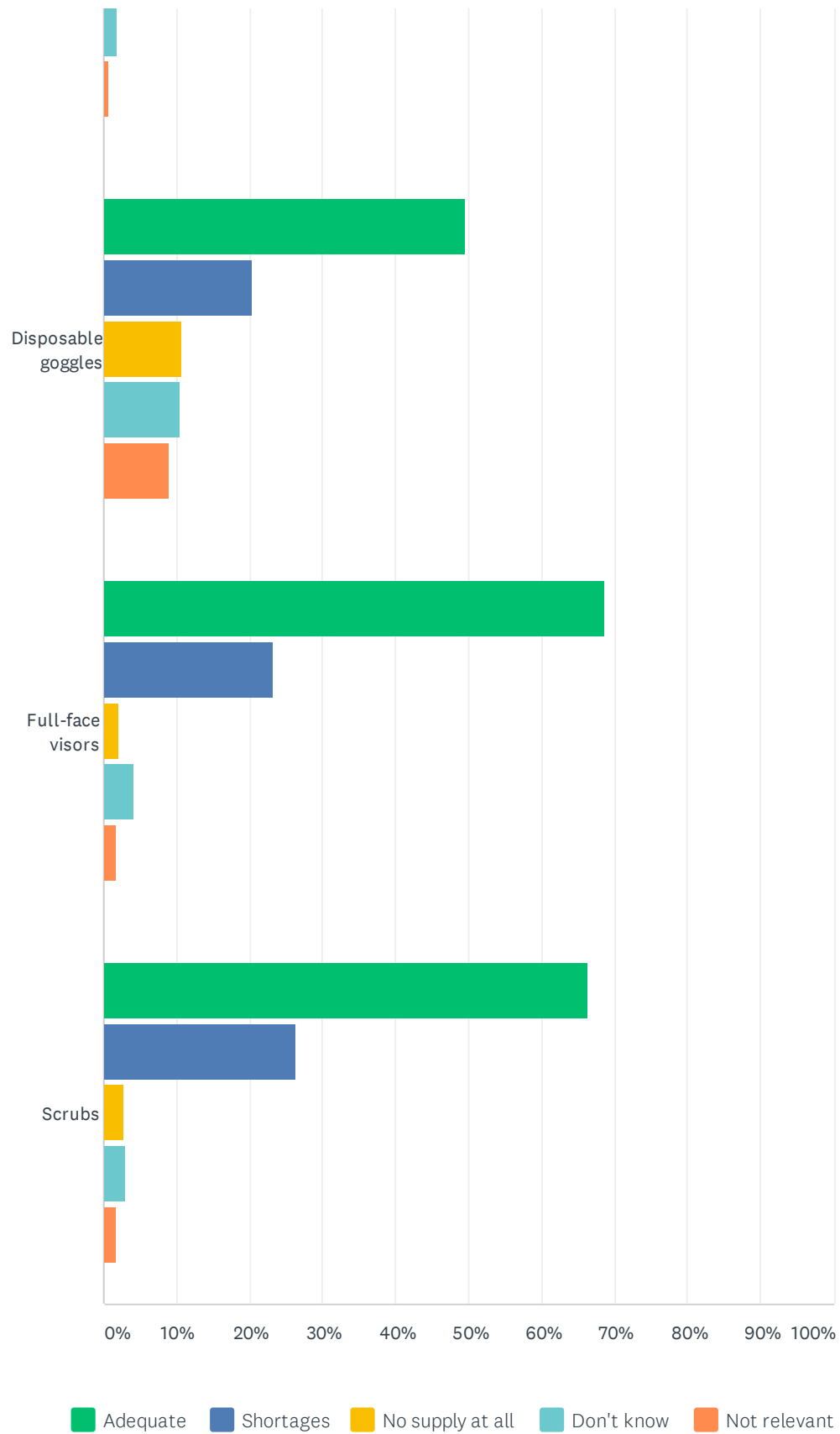


ANSWER CHOICES		RESPONSES	
Yes		53.62%	3,158
No		46.38%	2,732
TOTAL			5,890

Over the last week, have you had adequate supplies or shortages of the following PPE when working in an AGP area?

Answered: 3,073

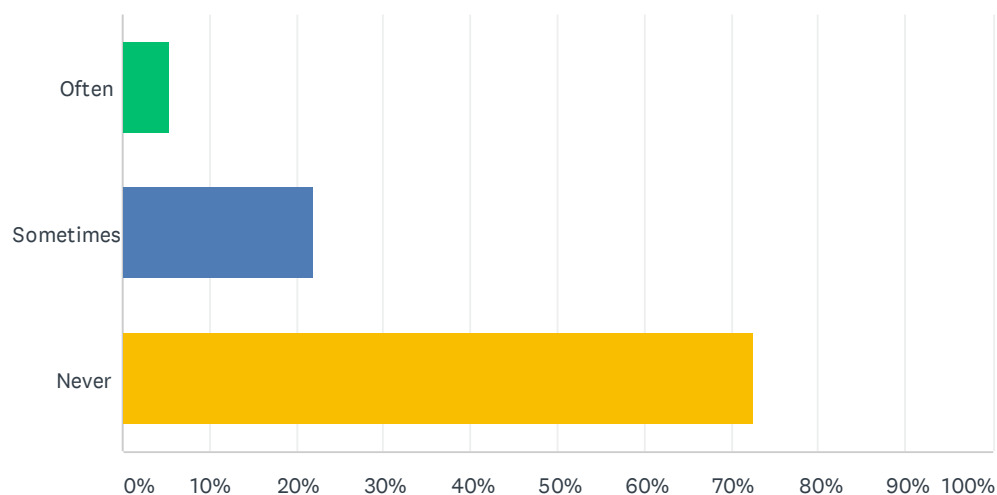




	ADEQUATE	SHORTAGES	NO SUPPLY AT ALL	DON'T KNOW	NOT RELEVANT	TOTAL
FFP3 masks / respirators	75.33% 2,311	18.29% 561	1.17% 36	3.85% 118	1.37% 42	3,068
FFP2 masks / respirators	47.71% 1,414	8.74% 259	2.80% 83	18.59% 551	22.17% 657	2,964
Long-sleeved disposable gowns	67.18% 2,059	23.26% 713	3.26% 100	4.89% 150	1.40% 43	3,065
Gloves	93.27% 2,854	3.92% 120	0.13% 4	1.96% 60	0.72% 22	3,060
Disposable goggles	49.66% 1,512	20.39% 621	10.64% 324	10.41% 317	8.90% 271	3,045
Full-face visors	68.72% 2,102	23.24% 711	2.16% 66	4.18% 128	1.70% 52	3,059
Scrubs	66.37% 2,033	26.44% 810	2.68% 82	2.91% 89	1.60% 49	3,063

Have you ever felt pressured when working in an AGP area to see a patient without adequate protection?

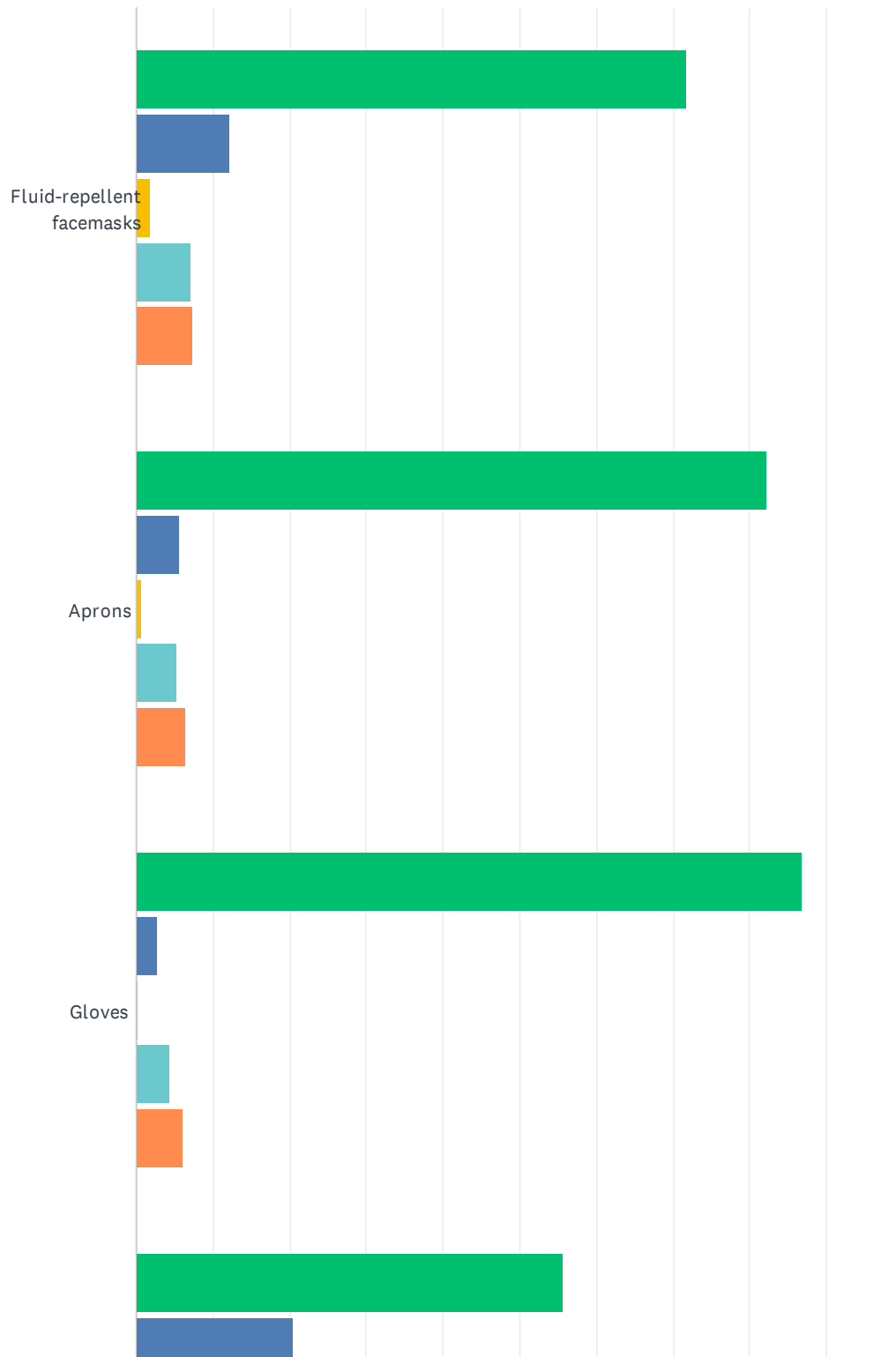
Answered: 3,060

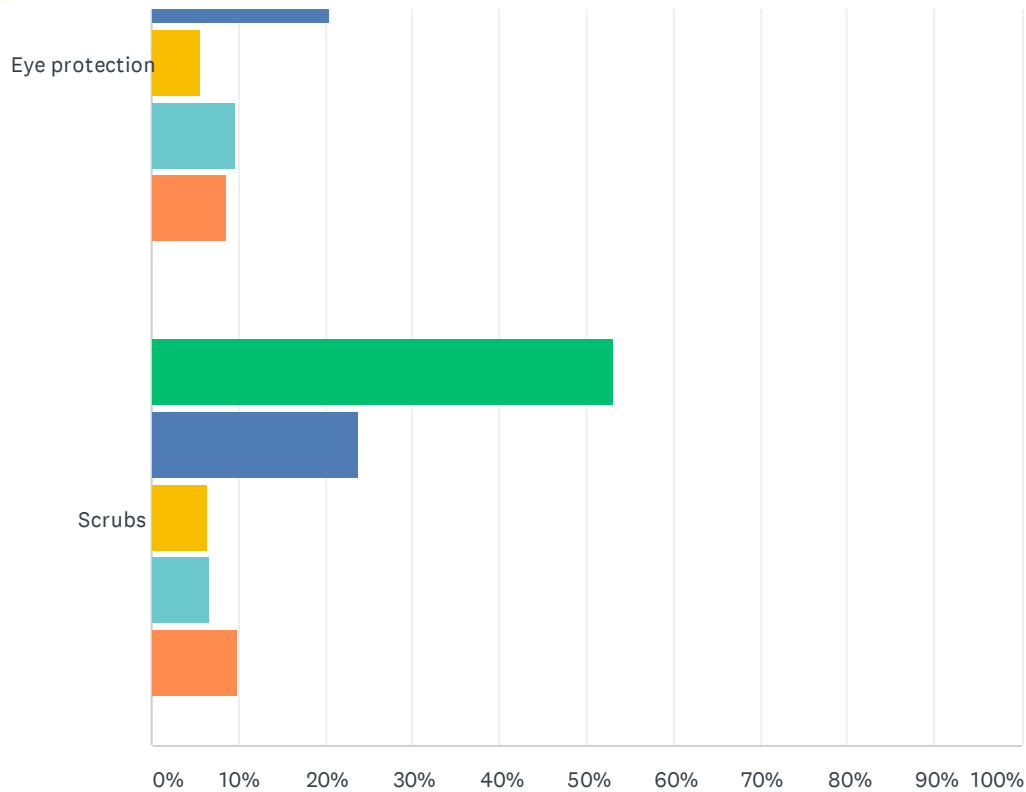


ANSWER CHOICES		RESPONSES	
Often		5.42%	166
Sometimes		21.90%	670
Never		72.68%	2,224
TOTAL			3,060

We next want to ask about PPE in other (non-AGP) settings to be used by healthcare workers who are in contact with patients with possible or confirmed COVID-19. Over the last week, have you had adequate supplies or shortages of the following PPE?

Answered: 5,636



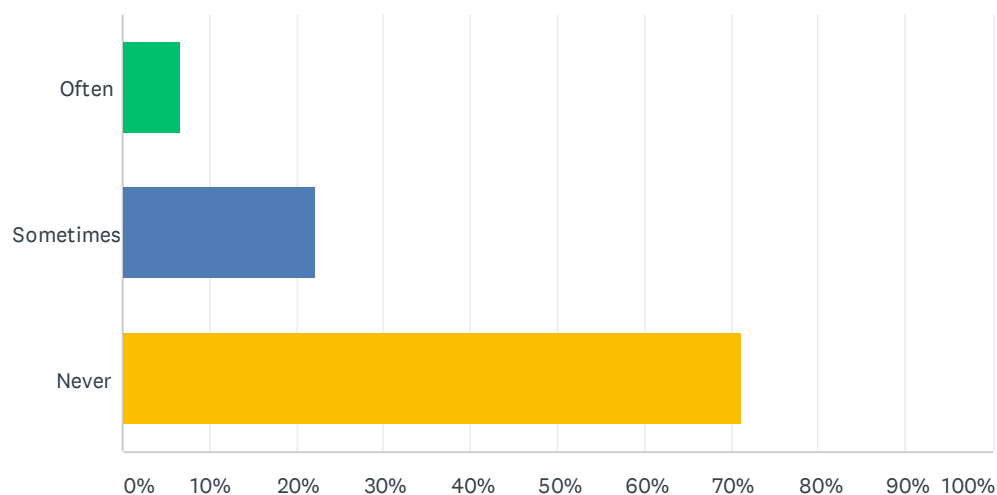


■ Adequate
 ■ Shortages
 ■ No supply at all
 ■ Don't know
 ■ Not relevant

	ADEQUATE	SHORTAGES	NO SUPPLY AT ALL	DON'T KNOW	NOT RELEVANT	TOTAL
Fluid-repellent facemasks	71.67% 4,035	12.08% 680	1.92% 108	7.10% 400	7.23% 407	5,630
Aprons	82.23% 4,628	5.60% 315	0.60% 34	5.14% 289	6.43% 362	5,628
Gloves	86.85% 4,879	2.62% 147	0.21% 12	4.31% 242	6.02% 338	5,618
Eye protection	55.72% 3,133	20.59% 1,158	5.55% 312	9.57% 538	8.57% 482	5,623
Scrubs	53.08% 2,986	23.89% 1,344	6.51% 366	6.72% 378	9.81% 552	5,626

Have you ever felt pressured when working in other (non-AGP) settings to see a patient without adequate protection?

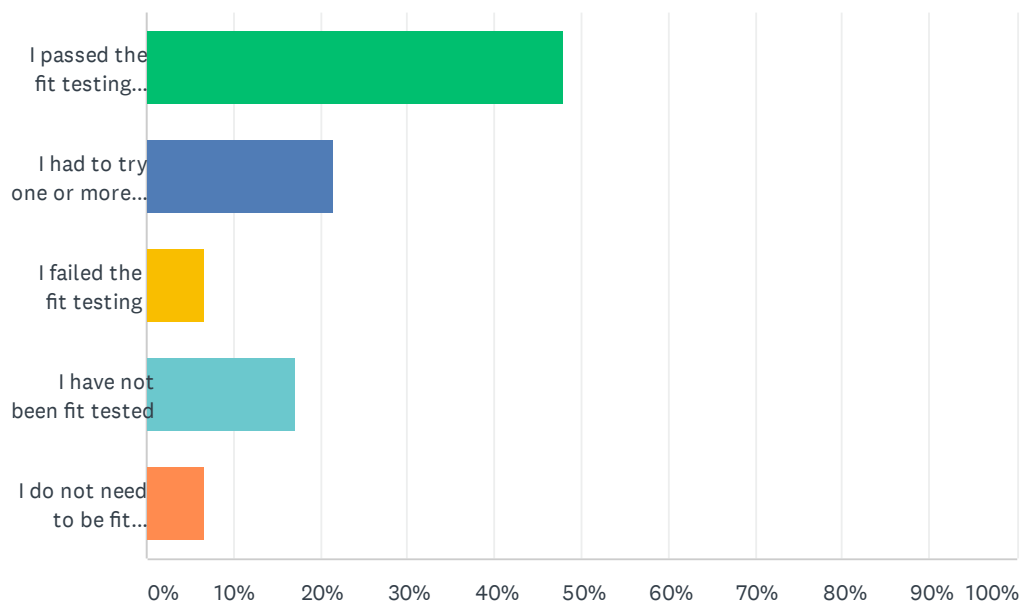
Answered: 5,607



ANSWER CHOICES		RESPONSES	
Often		6.69%	375
Sometimes		22.13%	1,241
Never		71.18%	3,991
TOTAL			5,607

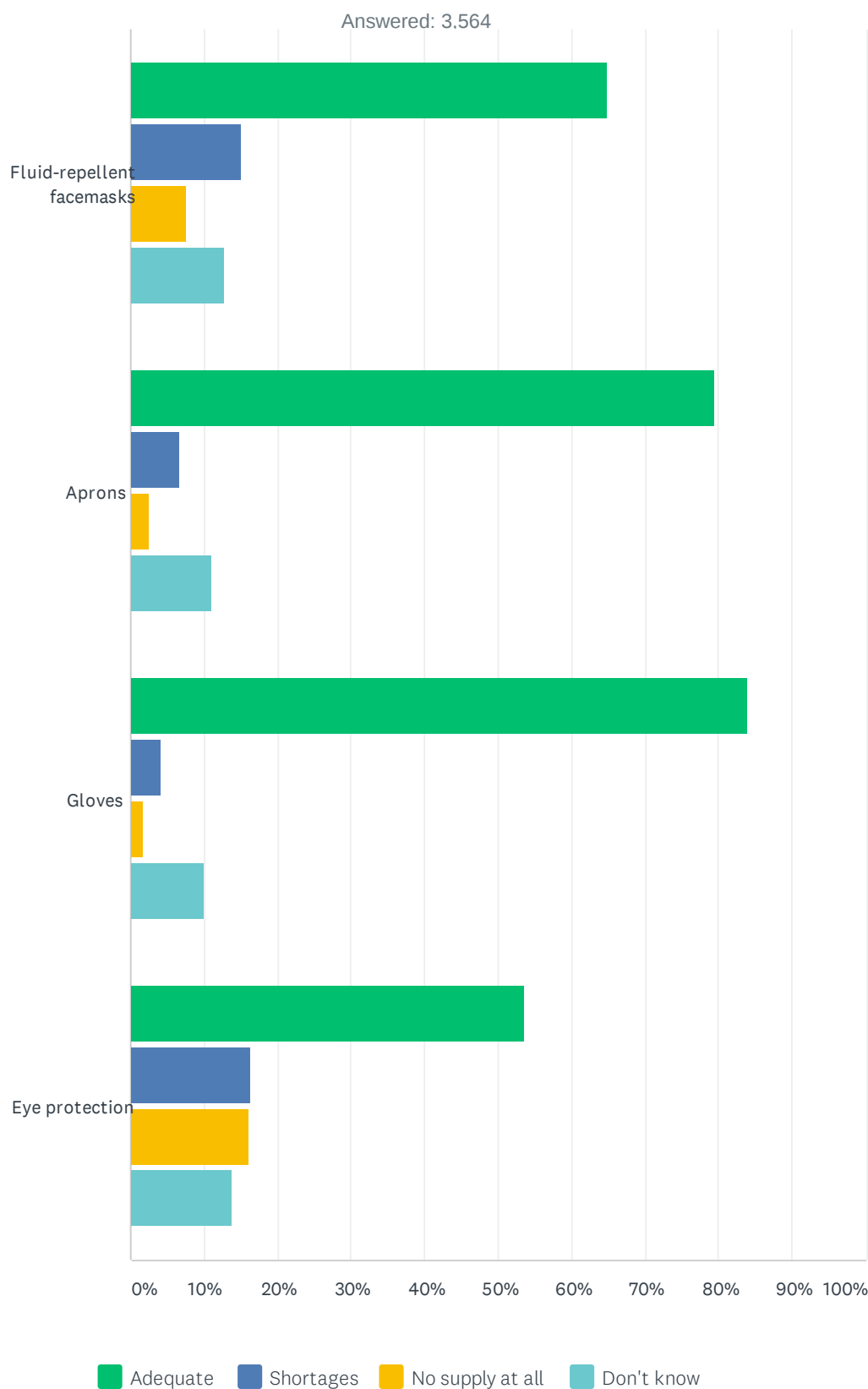
If you have been fit tested for a mask/respirator, which of the following best describes your experience?

Answered: 5,608



ANSWER CHOICES	RESPONSES	
I passed the fit testing first time	47.93%	2,688
I had to try one or more alternative masks/respirator before passing	21.52%	1,207
I failed the fit testing	6.76%	379
I have not been fit tested	17.06%	957
I do not need to be fit tested	6.72%	377
TOTAL		5,608

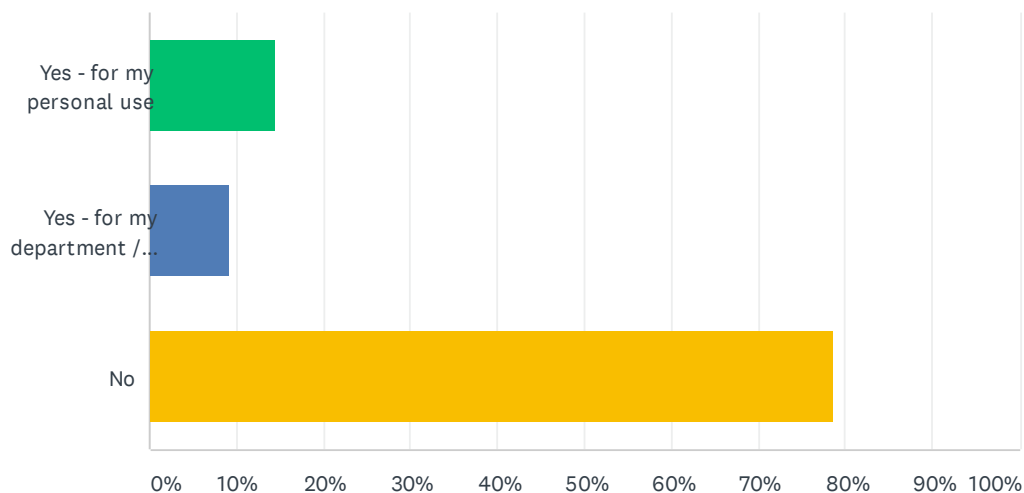
We want to ask about PPE to be used by GPs who are in contact with patients with possible or confirmed COVID-19. Over the last week, have you had adequate NHS supplies or shortages of the following PPE?



	ADEQUATE	SHORTAGES	NO SUPPLY AT ALL	DON'T KNOW	TOTAL
Fluid-repellent facemasks	64.79% 2,306	15.06% 536	7.45% 265	12.70% 452	3,559
Aprons	79.58% 2,833	6.66% 237	2.61% 93	11.15% 397	3,560
Gloves	83.98% 2,987	4.19% 149	1.71% 61	10.12% 360	3,557
Eye protection	53.59% 1,905	16.40% 583	16.12% 573	13.90% 494	3,555

Within the last week, have you had to purchase items of PPE directly yourself, due to non-availability of official NHS procurement supplies?

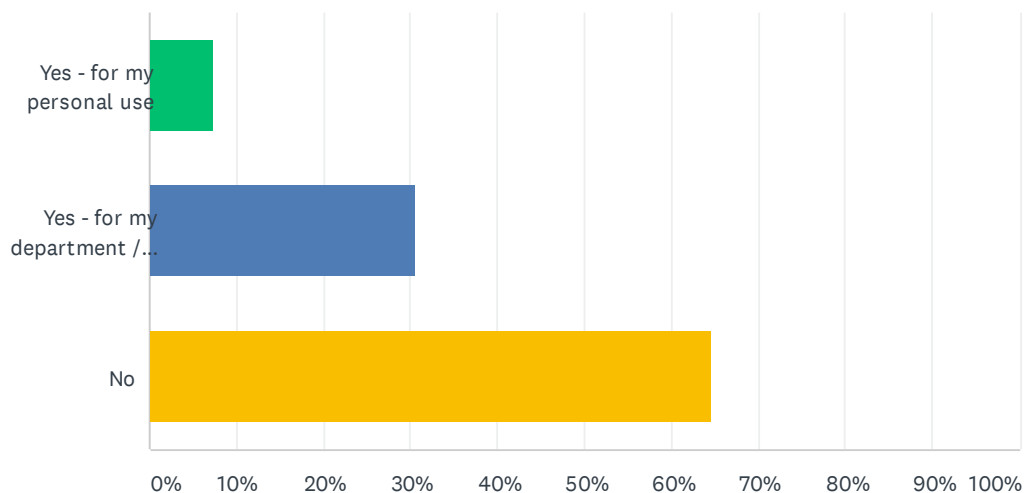
Answered: 8,921



ANSWER CHOICES	RESPONSES	
Yes - for my personal use	14.54%	1,297
Yes - for my department / practice	9.11%	813
No	78.59%	7,011
Total Respondents: 8,921		

Within the last week, have you received supplies of PPE as an external donation (e.g. charity, local firms)?

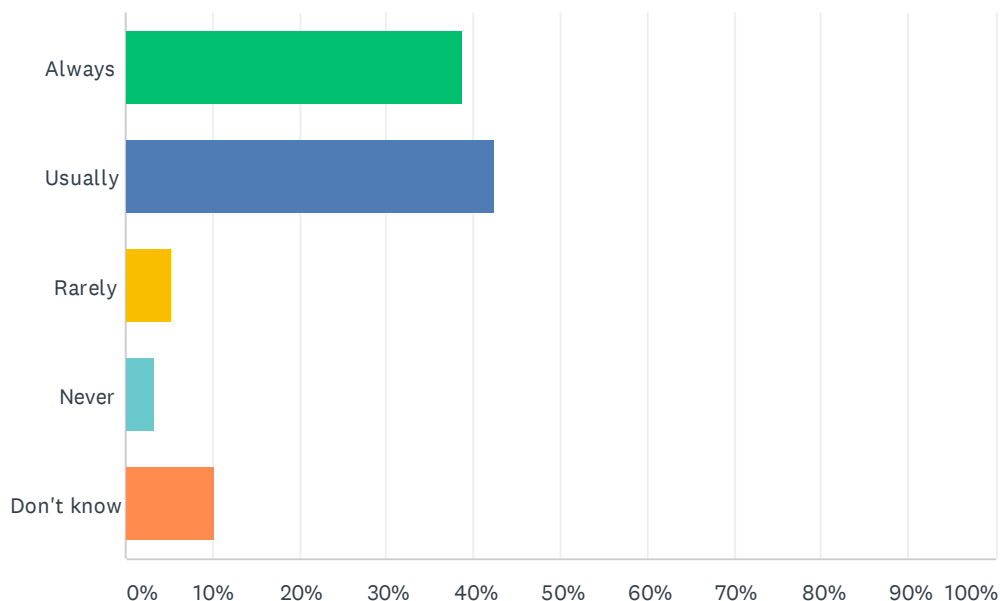
Answered: 8,907



ANSWER CHOICES	RESPONSES	
Yes - for my personal use	7.23%	644
Yes - for my department / practice	30.47%	2,714
No	64.74%	5,766
Total Respondents: 8,907		

Do you have sufficient PPE for safe contact with both possible /confirmed COVID-19 patients, and with "Non-COVID" symptoms patients?

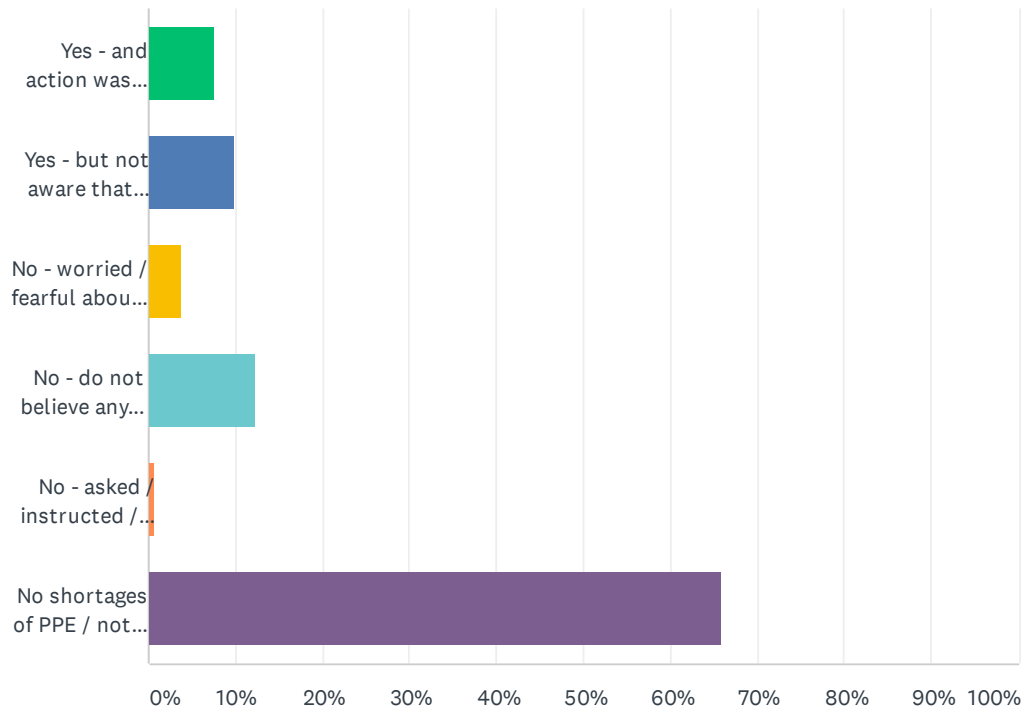
Answered: 8,919



ANSWER CHOICES	RESPONSES	
Always	38.67%	3,449
Usually	42.49%	3,790
Rarely	5.24%	467
Never	3.40%	303
Don't know	10.20%	910
TOTAL		8,919

Within the last week, have you reported or spoken out to your employer or local health service management about the shortage of PPE in your place of work? Please tick which answer best reflects your situation

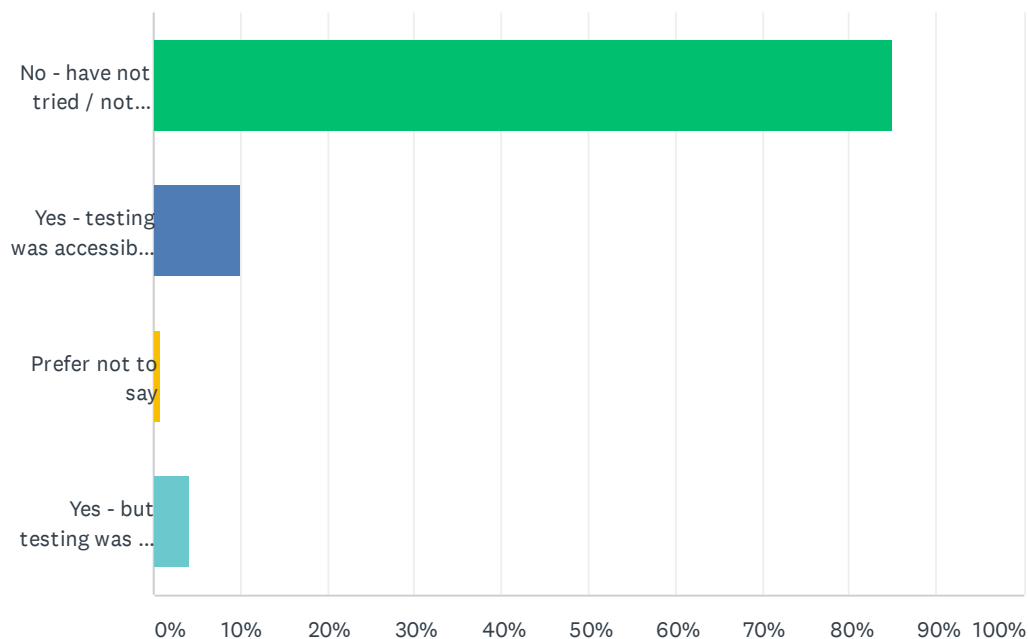
Answered: 8,891



ANSWER CHOICES	RESPONSES	
Yes - and action was taken	7.47%	664
Yes - but not aware that action was taken	9.75%	867
No - worried / fearful about reporting / speaking out	3.84%	341
No - do not believe any action would be taken	12.29%	1,093
No - asked / instructed / threatened to not speak out	0.66%	59
No shortages of PPE / not applicable	65.99%	5,867
TOTAL		8,891

Within the last week, have you, or a member of your household, tried to access testing for Coronavirus (in your place of work, local NHS, or online)?

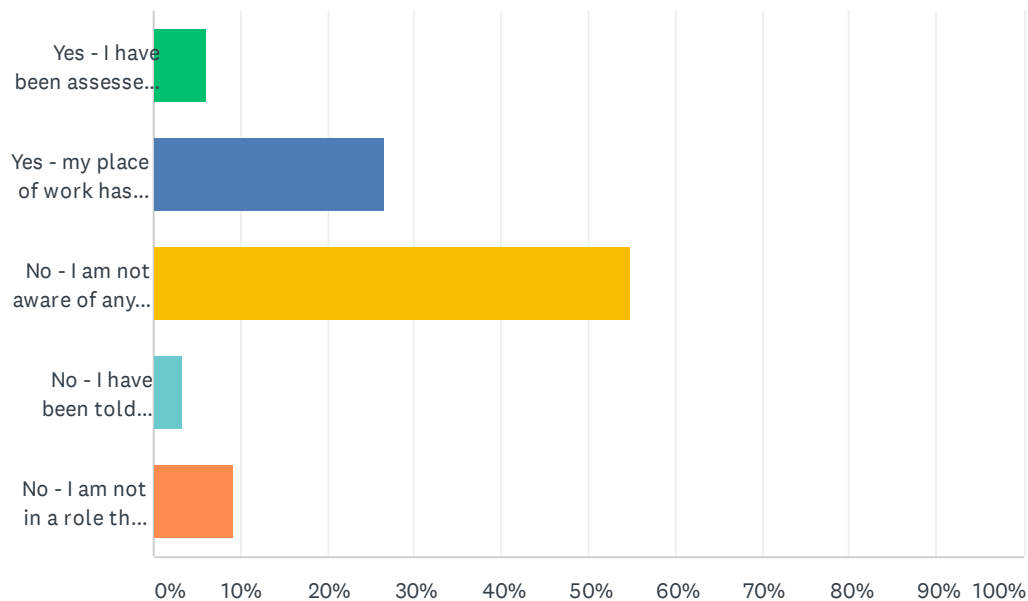
Answered: 9,157



ANSWER CHOICES	RESPONSES	
No - have not tried / not needed	85.02%	7,785
Yes - testing was accessible / timely / convenient	10.07%	922
Prefer not to say	0.79%	72
Yes - but testing was not accessible / not timely / not convenient (please explain why)	4.13%	378
TOTAL		9,157

Have you been risk assessed in your place of work to test if you might be at increased risk from contact with Coronavirus patients in your current role? Please select whichever answer best matches your situation

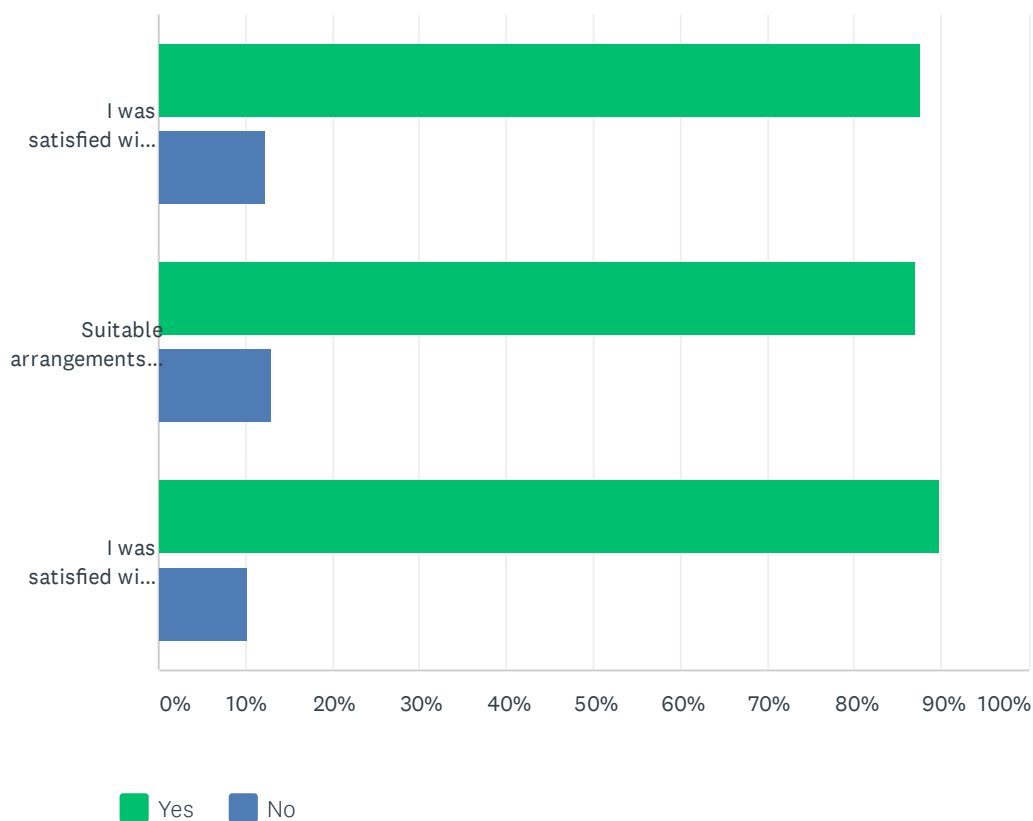
Answered: 9,172



ANSWER CHOICES	RESPONSES	
Yes - I have been assessed in person (including occupational health)	6.02%	552
Yes - my place of work has undertaken a desk-based assessment	26.48%	2,429
No - I am not aware of any risk assessment in my place of work	54.86%	5,032
No - I have been told explicitly I do not need to be assessed	3.40%	312
No - I am not in a role that requires assessment	9.23%	847
TOTAL		9,172

Please answer Yes or No to the following questions about your risk assessment

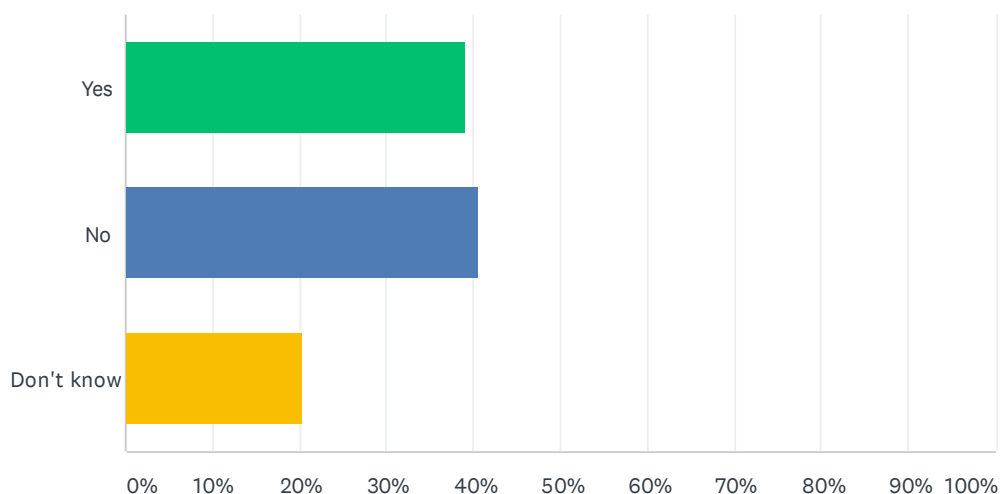
Answered: 2,946



	YES	NO	TOTAL
I was satisfied with the process of the assessment	87.75% 2,579	12.25% 360	2,939
Suitable arrangements were made for me as a result	87.03% 2,483	12.97% 370	2,853
I was satisfied with the outcome of the assessment	89.65% 2,589	10.35% 299	2,888

Do you believe that you should have been risk-assessed to test if you might be at increased risk from contact with Coronavirus patients in your current role?

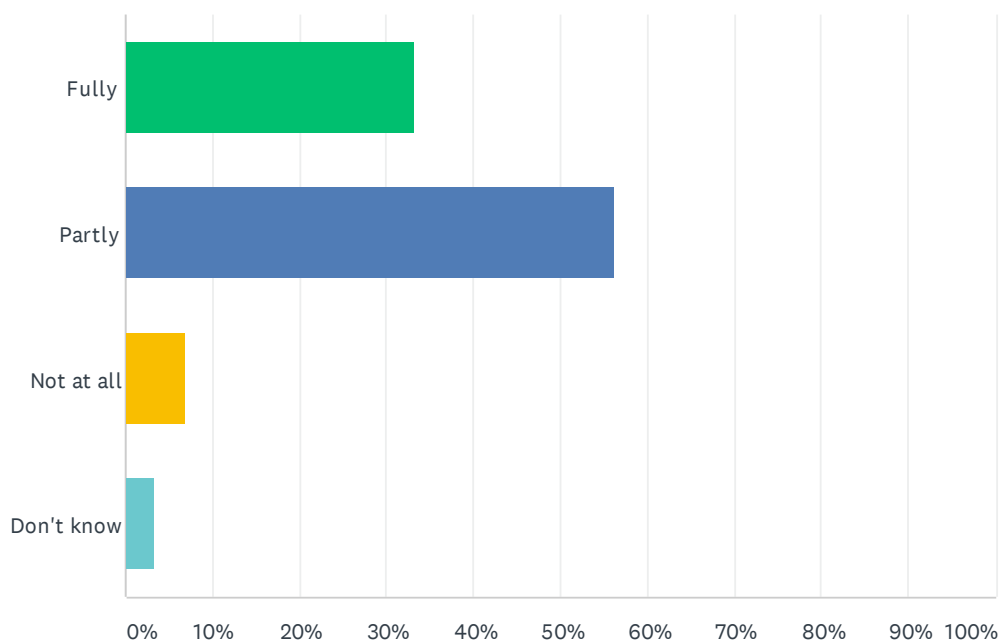
Answered: 5,338



ANSWER CHOICES		RESPONSES	
Yes		39.21%	2,093
No		40.52%	2,163
Don't know		20.27%	1,082
TOTAL			5,338

Taking everything into account, do you feel safely protected from coronavirus infection in your place of work?

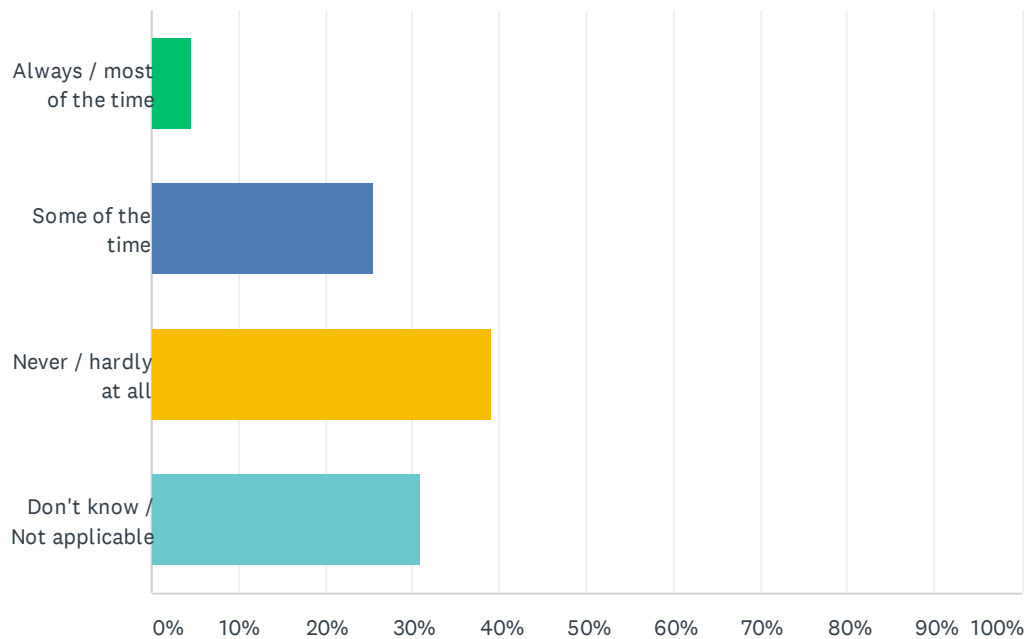
Answered: 9,085



ANSWER CHOICES	RESPONSES	
Fully	33.29%	3,024
Partly	56.32%	5,117
Not at all	7.00%	636
Don't know	3.39%	308
TOTAL		9,085

How frequently, if at all, are you experiencing any shortages of medicines, medical gases (e.g. oxygen) or other therapeutics in your place of work?

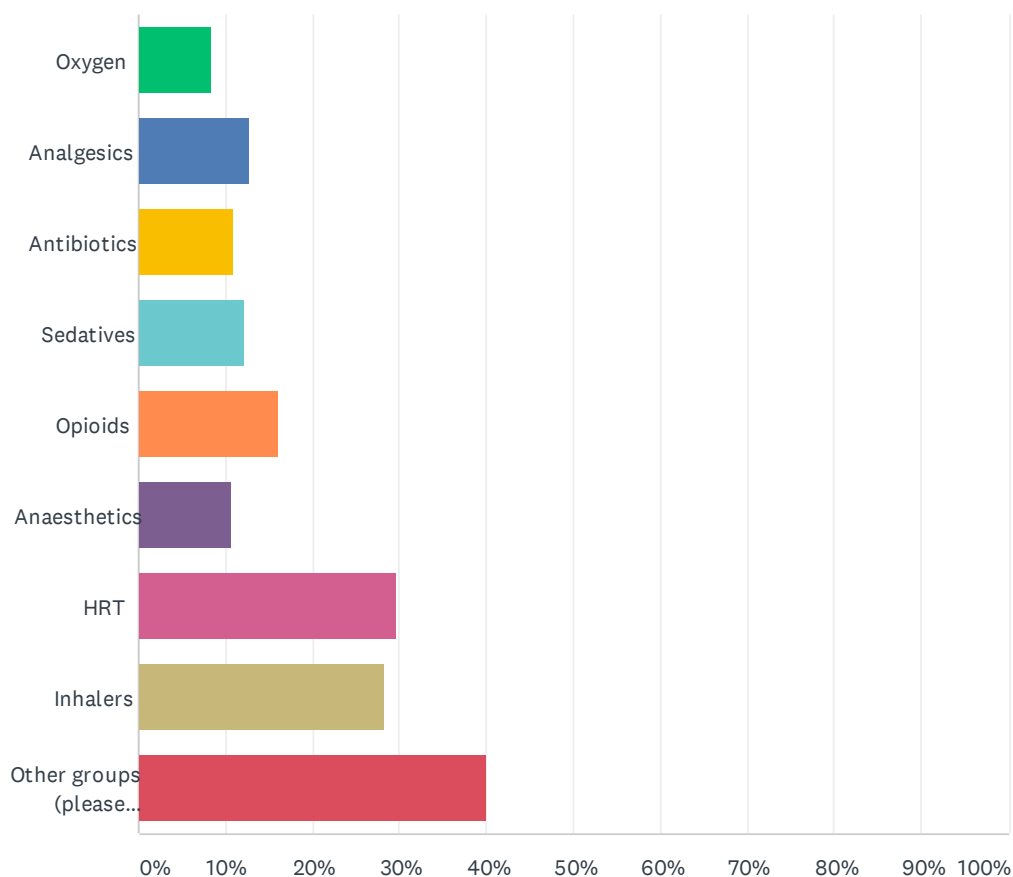
Answered: 8,957



ANSWER CHOICES	RESPONSES	
Always / most of the time	4.63%	415
Some of the time	25.44%	2,279
Never / hardly at all	39.04%	3,497
Don't know / Not applicable	30.88%	2,766
TOTAL		8,957

Which, if any, groups of medicines are you experiencing shortages of, compared with the situation pre-pandemic?

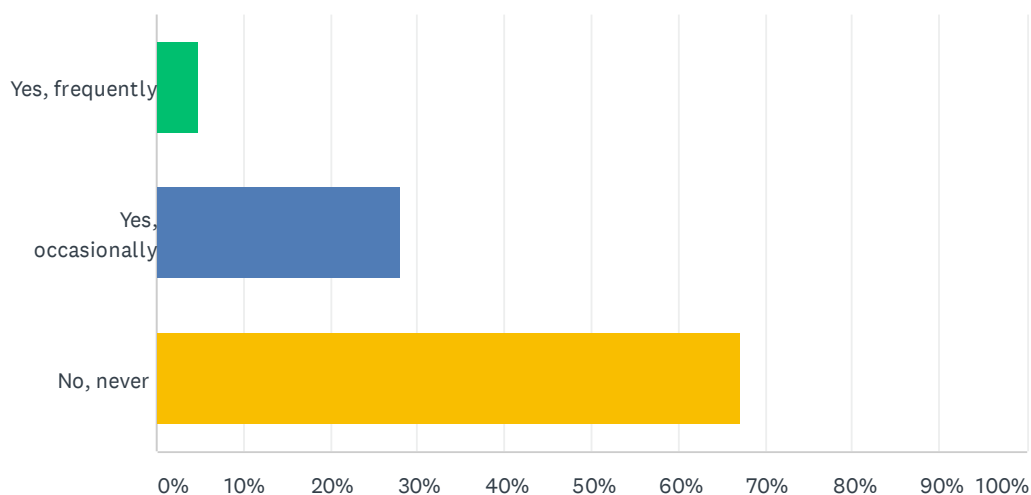
Answered: 5,582



ANSWER CHOICES	RESPONSES	
Oxygen	8.29%	463
Analgesics	12.72%	710
Antibiotics	10.93%	610
Sedatives	12.16%	679
Opioids	16.03%	895
Anaesthetics	10.66%	595
HRT	29.77%	1,662
Inhalers	28.23%	1,576
Other groups (please specify)	40.04%	2,235
Total Respondents: 5,582		

Have any current, or expected future, shortages forced you to provide less effective treatment to your patients than you would normally?

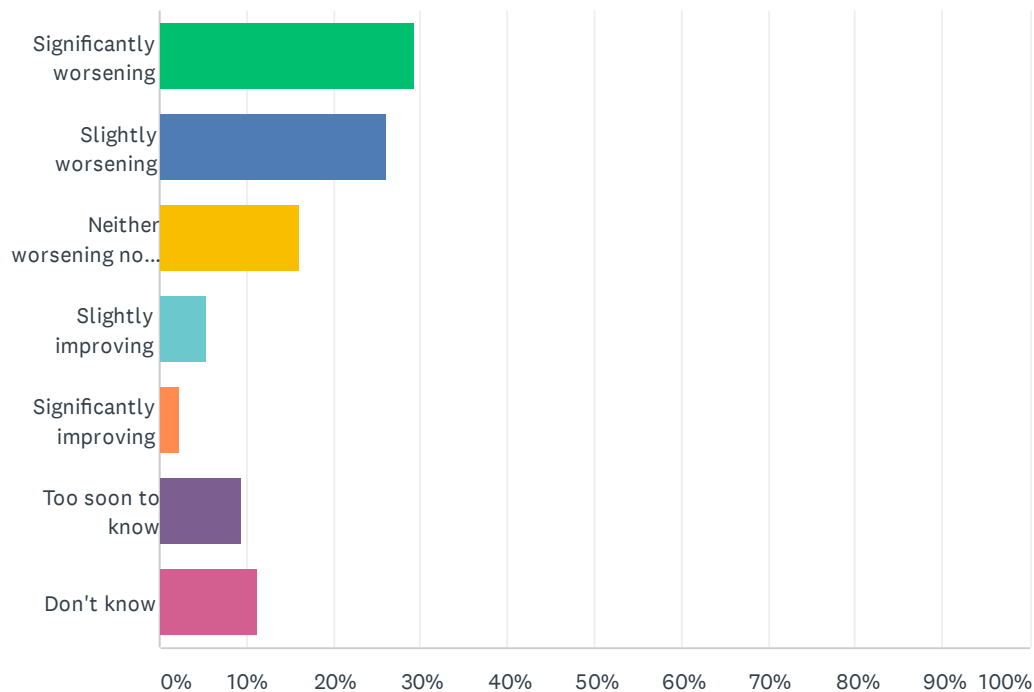
Answered: 8,766



ANSWER CHOICES		RESPONSES	
Yes, frequently		4.73%	415
Yes, occasionally		28.06%	2,460
No, never		67.20%	5,891
TOTAL			8,766

To what extent is prioritisation of patients with possible or confirmed COVID-19 in your place of work or the local NHS affecting the care available to those patients with no COVID-19 symptoms?

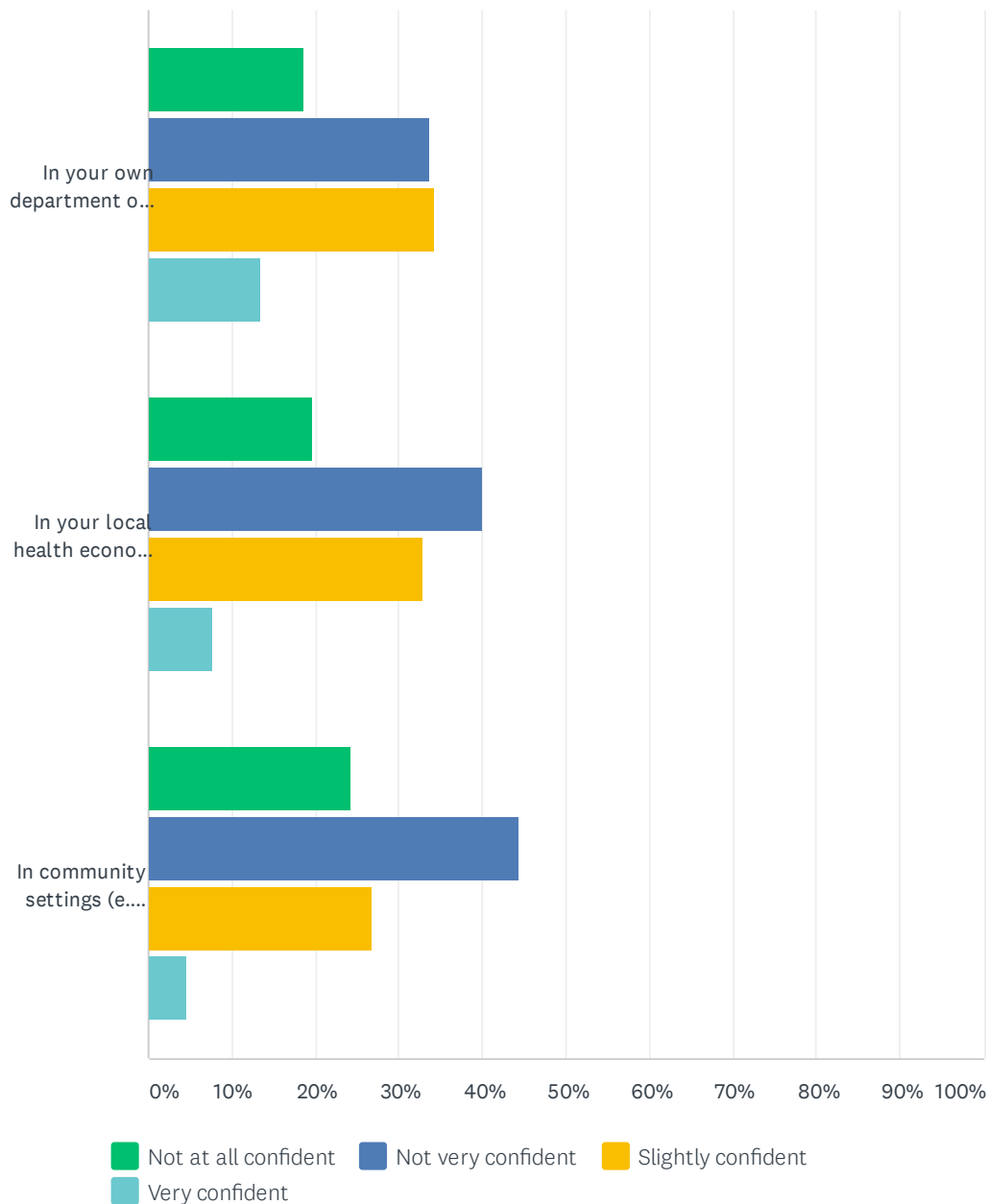
Answered: 8,741



ANSWER CHOICES	RESPONSES	
Significantly worsening	29.25%	2,557
Slightly worsening	26.07%	2,279
Neither worsening nor improving	16.09%	1,406
Slightly improving	5.41%	473
Significantly improving	2.38%	208
Too soon to know	9.40%	822
Don't know	11.39%	996
TOTAL		8,741

How confident are you about your ability to manage patient demand as normal NHS services are resumed?

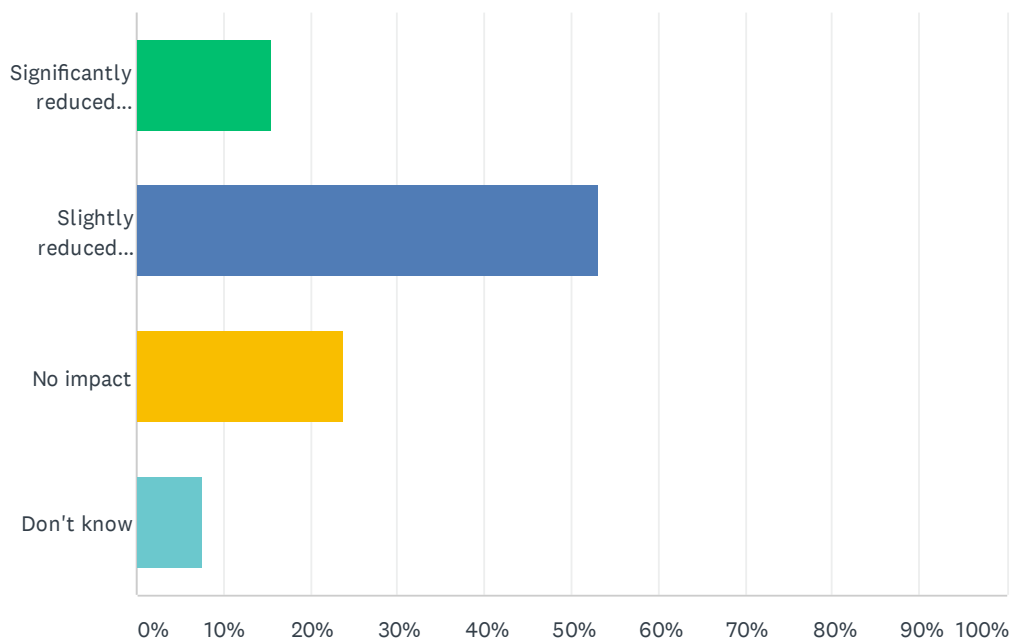
Answered: 8,669



	NOT AT ALL CONFIDENT	NOT VERY CONFIDENT	SLIGHTLY CONFIDENT	VERY CONFIDENT	TOTAL
In your own department or practice	18.52% 1,603	33.66% 2,913	34.40% 2,977	13.42% 1,161	8,654
In your local health economy (e.g. accessing diagnostics)	19.61% 1,678	39.93% 3,416	32.77% 2,804	7.69% 658	8,556
In community settings (e.g. care homes)	24.26% 1,990	44.37% 3,640	26.80% 2,199	4.57% 375	8,204

What impact is self-isolation having in your place of work with regard to staffing capacity and workload?

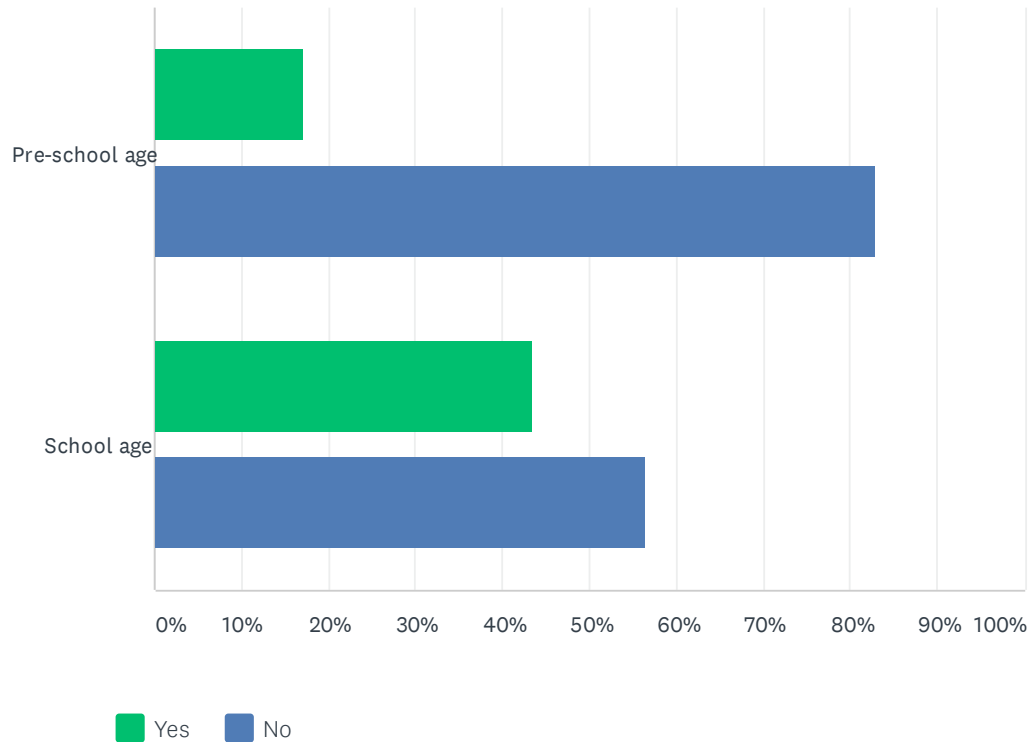
Answered: 8,709



ANSWER CHOICES	RESPONSES	
Significantly reduced capacity / increased workload	15.55%	1,354
Slightly reduced capacity / increased workload	53.11%	4,625
No impact	23.79%	2,072
Don't know	7.56%	658
TOTAL		8,709

Do you have any dependent children?

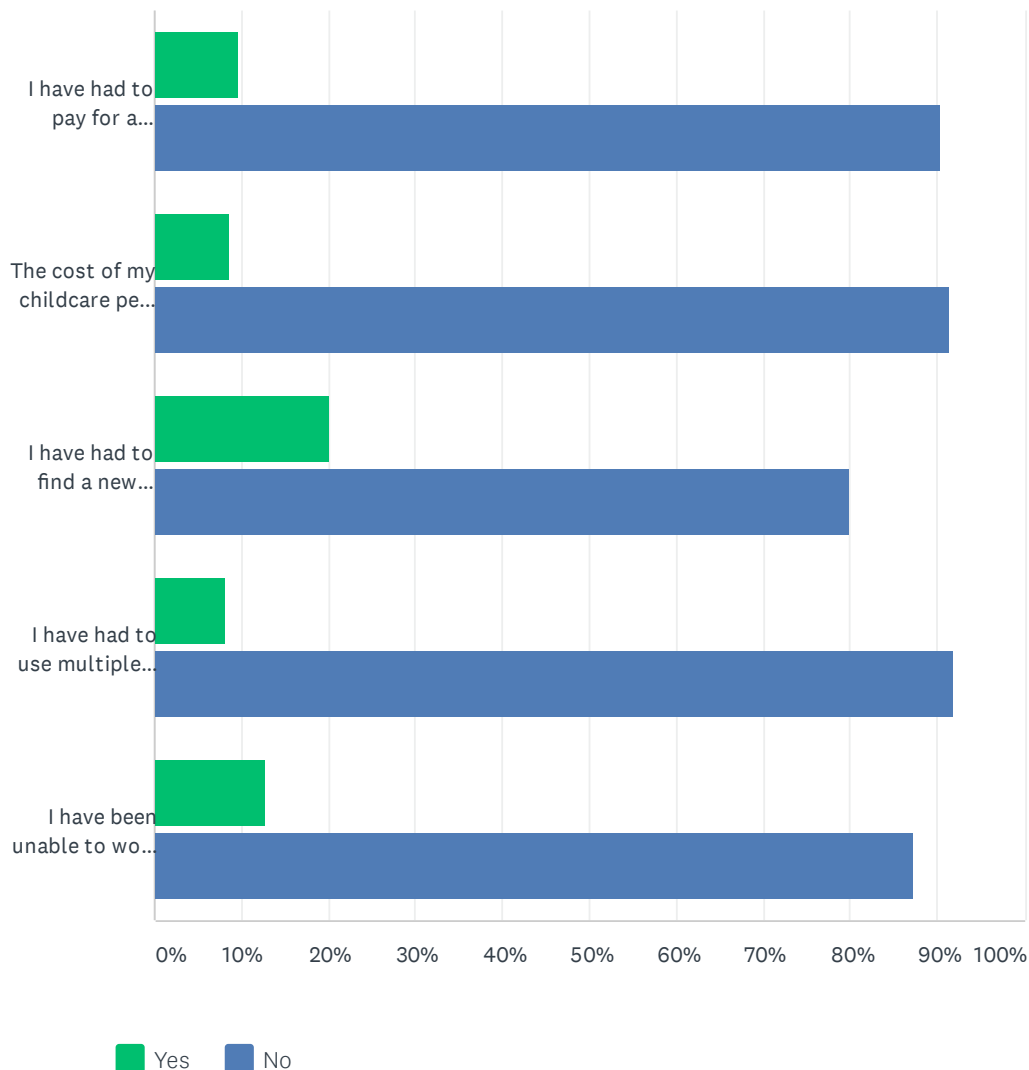
Answered: 8,743



	YES	NO	TOTAL
Pre-school age	17.06% 1,286	82.94% 6,251	7,537
School age	43.47% 3,625	56.53% 4,714	8,339

Have you had to make any changes to your childcare or working arrangements in order to manage work and family life during the pandemic?

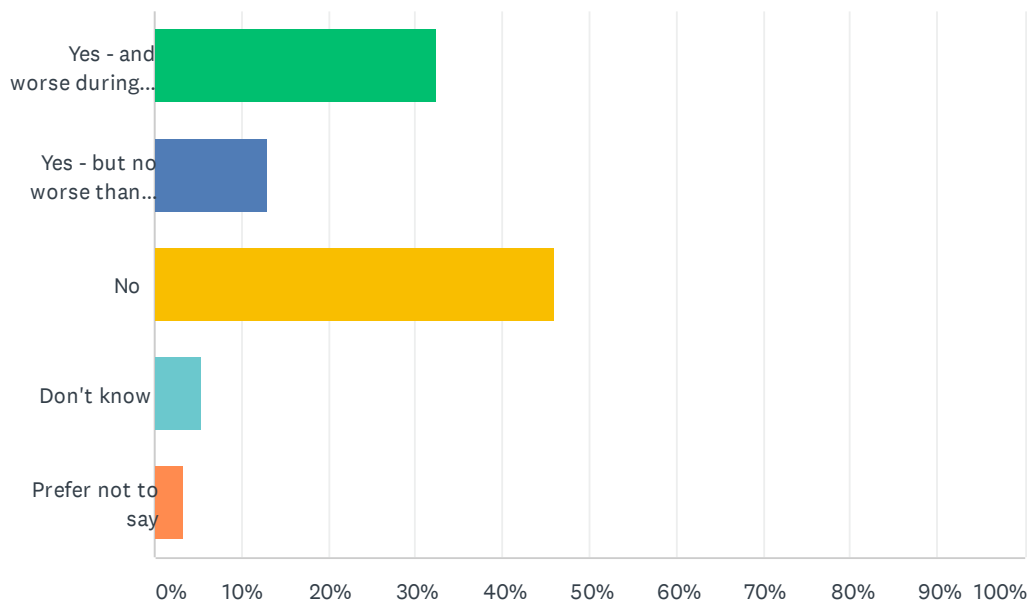
Answered: 4,122



	YES	NO	TOTAL
I have had to pay for a greater number of hours of childcare	9.66% 385	90.34% 3,601	3,986
The cost of my childcare per hour has gone up	8.52% 338	91.48% 3,629	3,967
I have had to find a new childcare provider because my normal childcare was not available	20.04% 807	79.96% 3,220	4,027
I have had to use multiple childcare providers	8.08% 321	91.92% 3,652	3,973
I have been unable to work or have had to reduce my hours because I could not find sufficient / any childcare	12.84% 517	87.16% 3,511	4,028

During this pandemic, do you consider that you are currently suffering from any of depression, anxiety, stress, burnout*, emotional distress or other mental health condition relating to or made worse by your work? (*Burnout is characterised by a state of emotional, mental and physical exhaustion caused by excessive and prolonged stress)

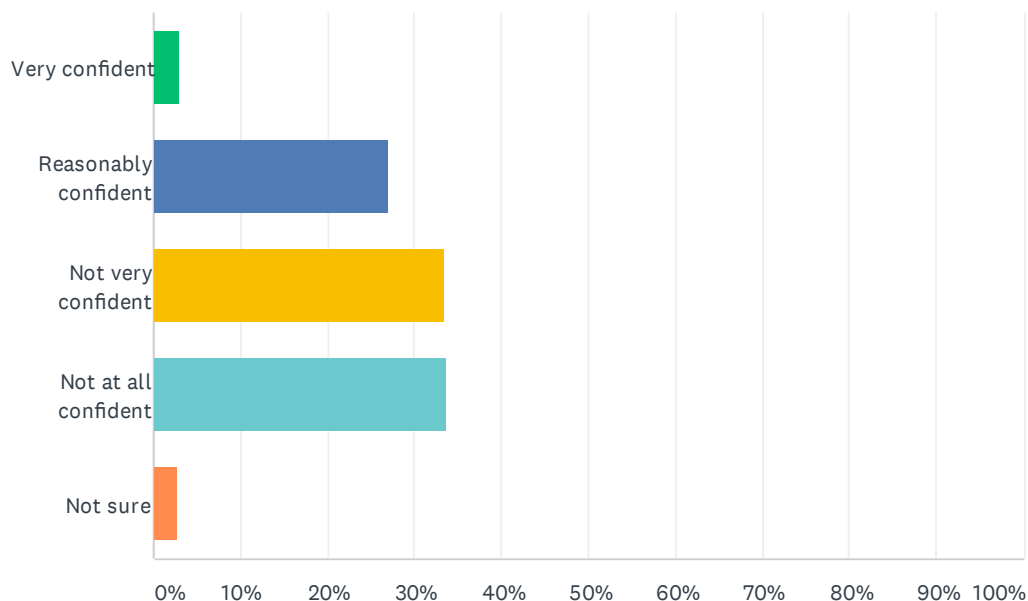
Answered: 8,685



ANSWER CHOICES	RESPONSES	
Yes - and worse during this pandemic than before	32.35%	2,810
Yes - but no worse than before this pandemic	12.96%	1,126
No	45.94%	3,990
Don't know	5.34%	464
Prefer not to say	3.40%	295
TOTAL		8,685

Please rate how confident you feel about how your own government has handled the pandemic to date?

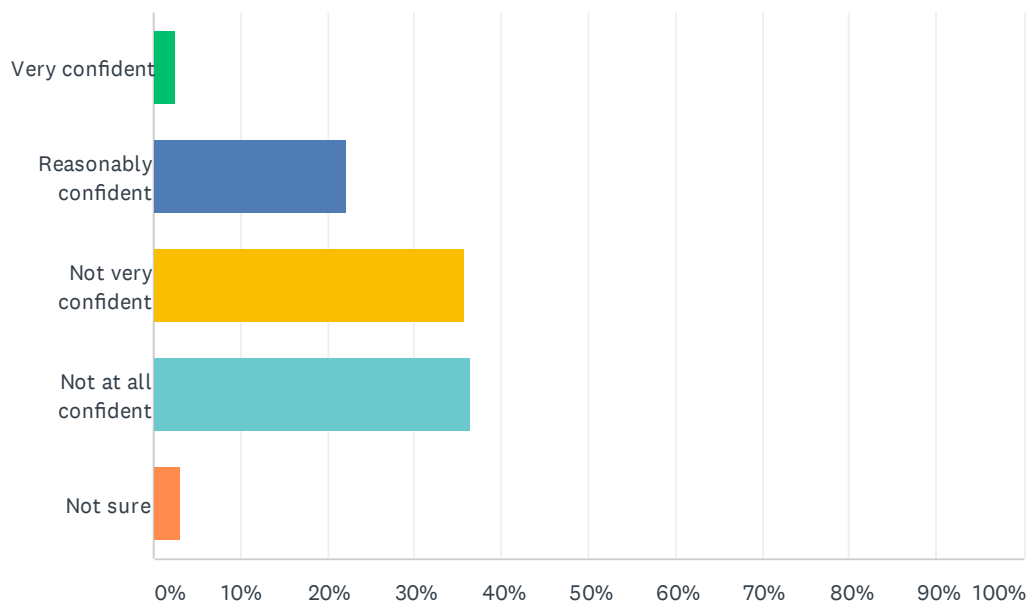
Answered: 8,231



ANSWER CHOICES	RESPONSES	
Very confident	2.96%	244
Reasonably confident	27.01%	2,223
Not very confident	33.52%	2,759
Not at all confident	33.71%	2,775
Not sure	2.79%	230
TOTAL		8,231

Please rate how confident you feel about your own government's plans to ease lockdown?

Answered: 8,237



ANSWER CHOICES	RESPONSES	
Very confident	2.56%	211
Reasonably confident	22.11%	1,821
Not very confident	35.87%	2,955
Not at all confident	36.35%	2,994
Not sure	3.11%	256
TOTAL		8,237