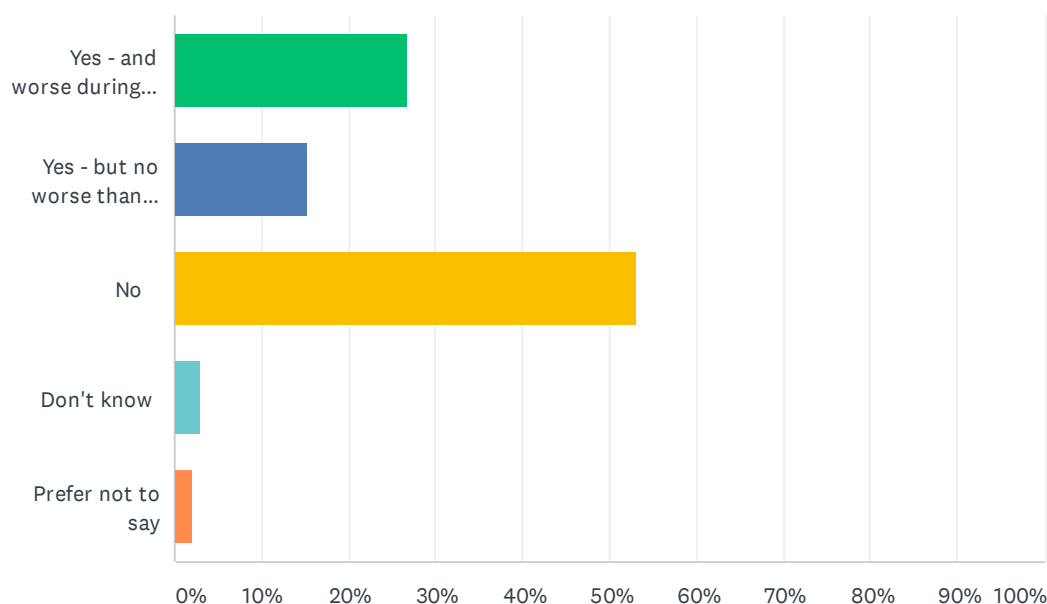


During this pandemic, do you consider that you are currently suffering from any of depression, anxiety, stress, burnout*, emotional distress or other mental health condition relating to or made worse by your work? (*Burnout is characterised by a state of emotional, mental and physical exhaustion caused by excessive and prolonged stress)

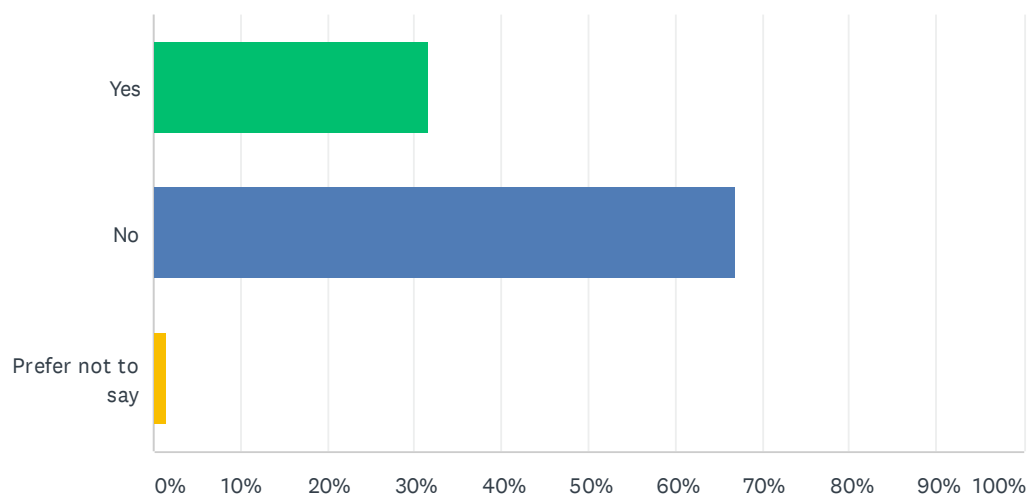
Answered: 2,602



ANSWER CHOICES	RESPONSES	
Yes - and worse during this pandemic than before	26.75%	696
Yes - but no worse than before this pandemic	15.22%	396
No	53.19%	1,384
Don't know	2.84%	74
Prefer not to say	2.00%	52
TOTAL		2,602

During this pandemic have you had to access NHS wellbeing support services provided by either your employer or a third party?

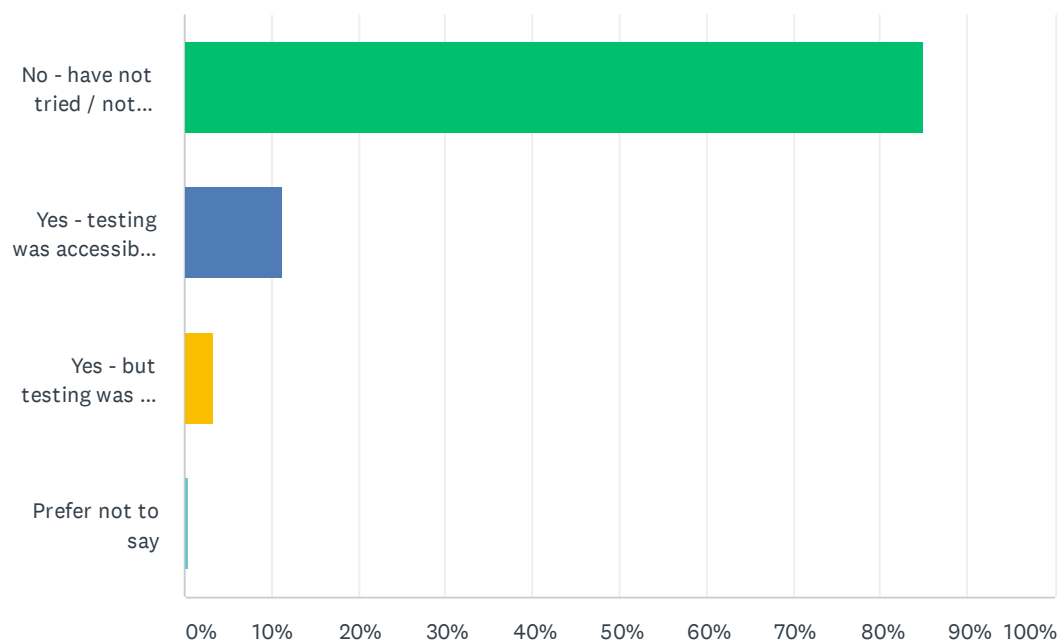
Answered: 2,606



ANSWER CHOICES		RESPONSES	
Yes		31.50%	821
No		66.96%	1,745
Prefer not to say		1.53%	40
TOTAL			2,606

Within the last two weeks, have you, or a member of your household, tried to access testing for Coronavirus (in your place of work, local NHS, or online)?

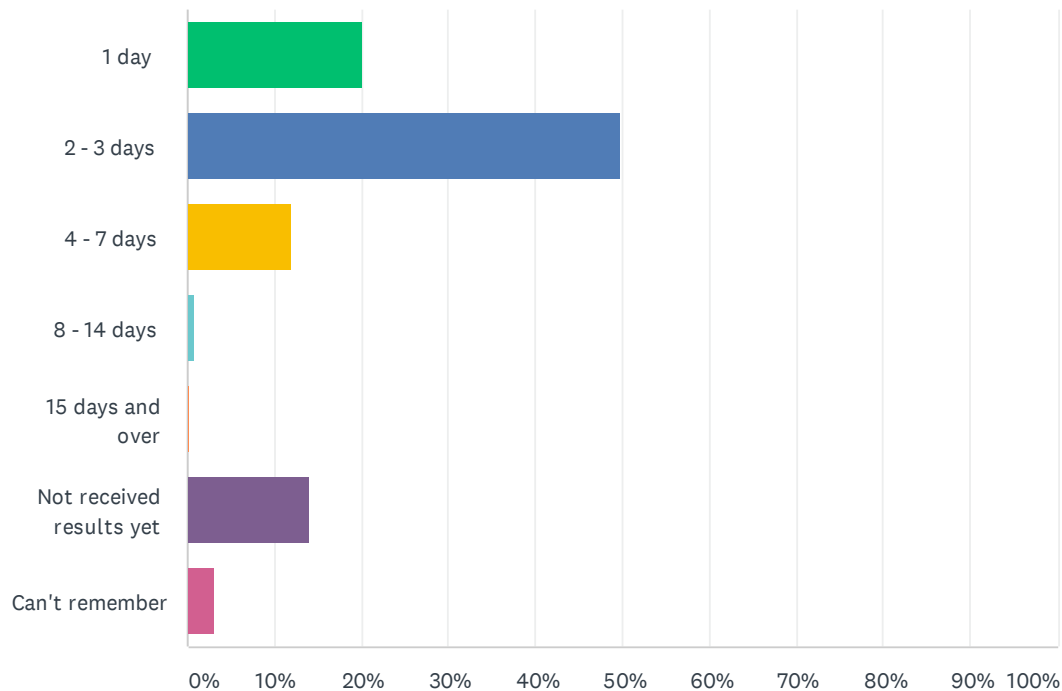
Answered: 2,602



ANSWER CHOICES		RESPONSES	
No - have not tried / not needed		84.86%	2,208
Yes - testing was accessible / timely / convenient		11.34%	295
Yes - but testing was not accessible / not timely / not convenient		3.38%	88
Prefer not to say		0.42%	11
TOTAL			2,602

How long after your test did it take to get the results?

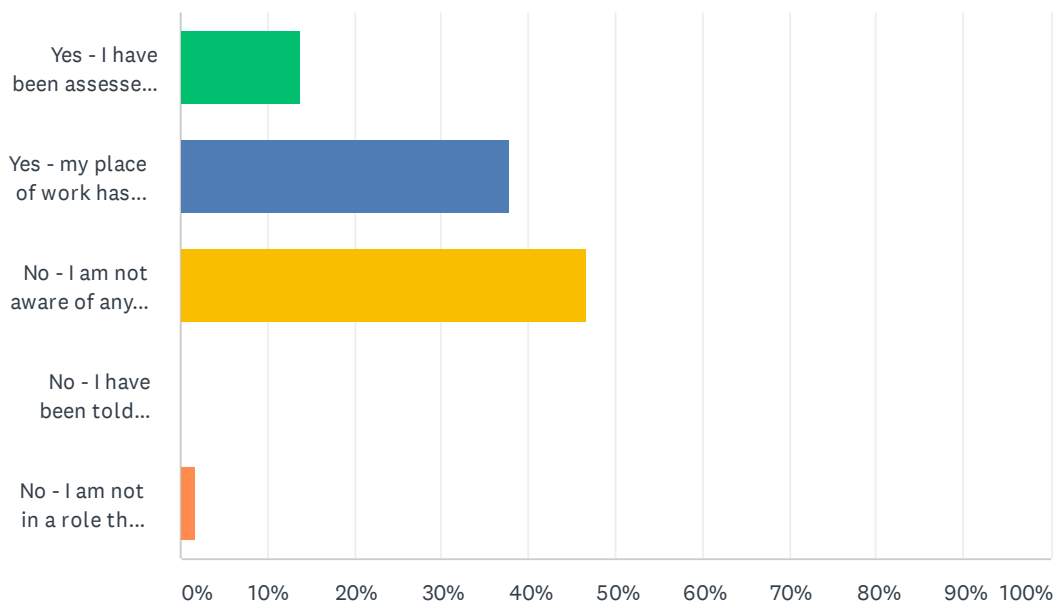
Answered: 362



ANSWER CHOICES	RESPONSES	
1 day	20.17%	73
2 - 3 days	49.72%	180
4 - 7 days	11.88%	43
8 - 14 days	0.83%	3
15 days and over	0.28%	1
Not received results yet	14.09%	51
Can't remember	3.04%	11
TOTAL		362

Have you been risk assessed in your place of work to test if you might be at increased risk from contact with Coronavirus patients in your current role? Please select whichever answer best matches your situation

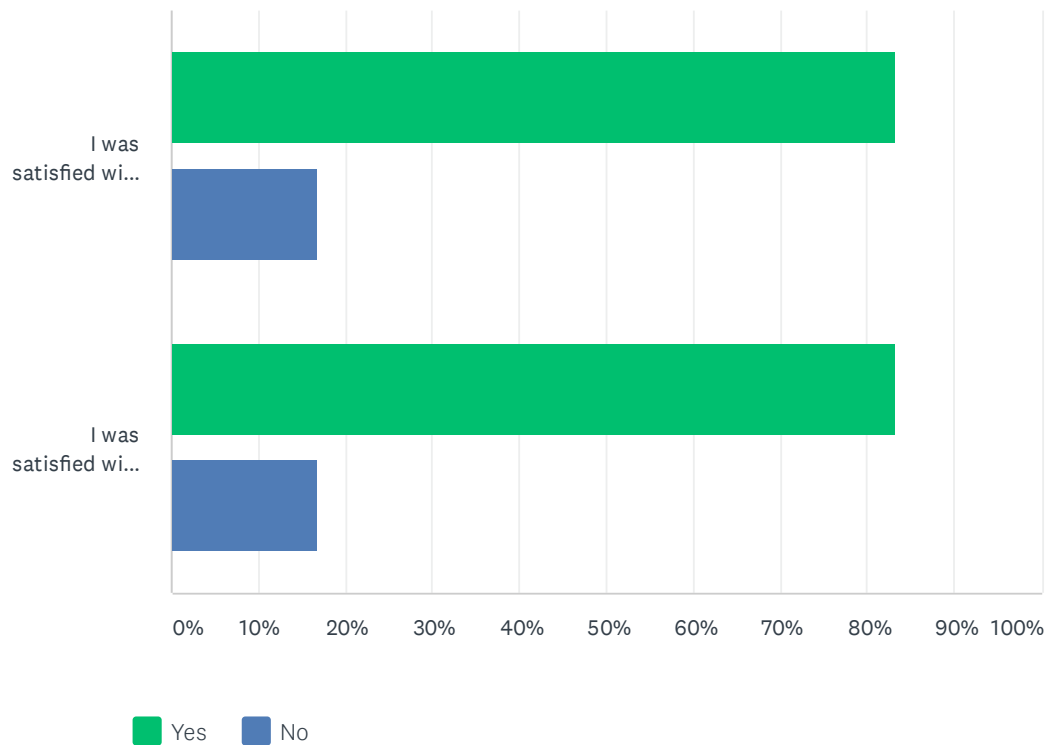
Answered: 58



ANSWER CHOICES	RESPONSES	
Yes - I have been assessed in person (including occupational health)	13.79%	8
Yes - my place of work has undertaken a desk-based assessment	37.93%	22
No - I am not aware of any risk assessment in my place of work	46.55%	27
No - I have been told explicitly I do not need to be assessed	0.00%	0
No - I am not in a role that requires assessment	1.72%	1
TOTAL		58

Please answer Yes or No to the following questions about your risk assessment

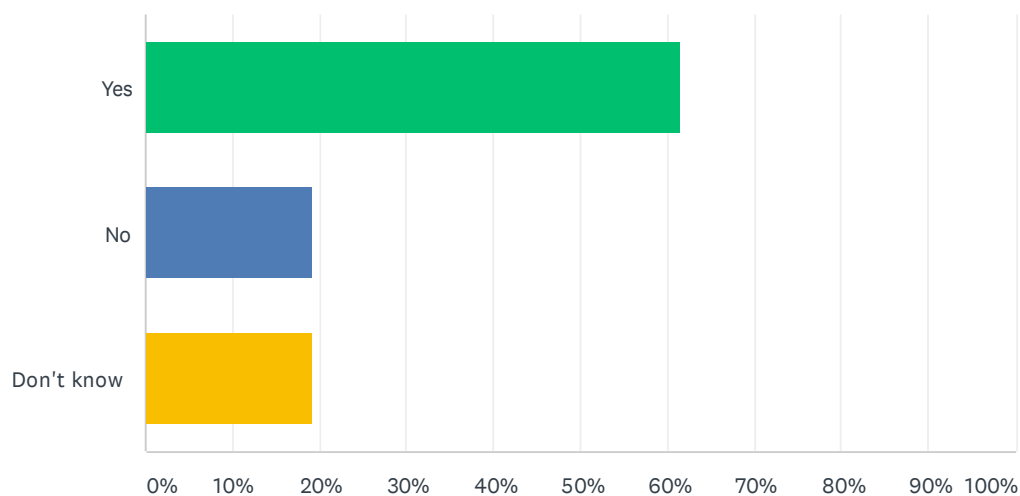
Answered: 30



	YES	NO	TOTAL
I was satisfied with the process of the assessment	83.33% 25	16.67% 5	30
I was satisfied with the outcome of the assessment	83.33% 25	16.67% 5	30

Do you believe that you should have been risk-assessed to test if you might be at increased risk from contact with Coronavirus patients in your current role?

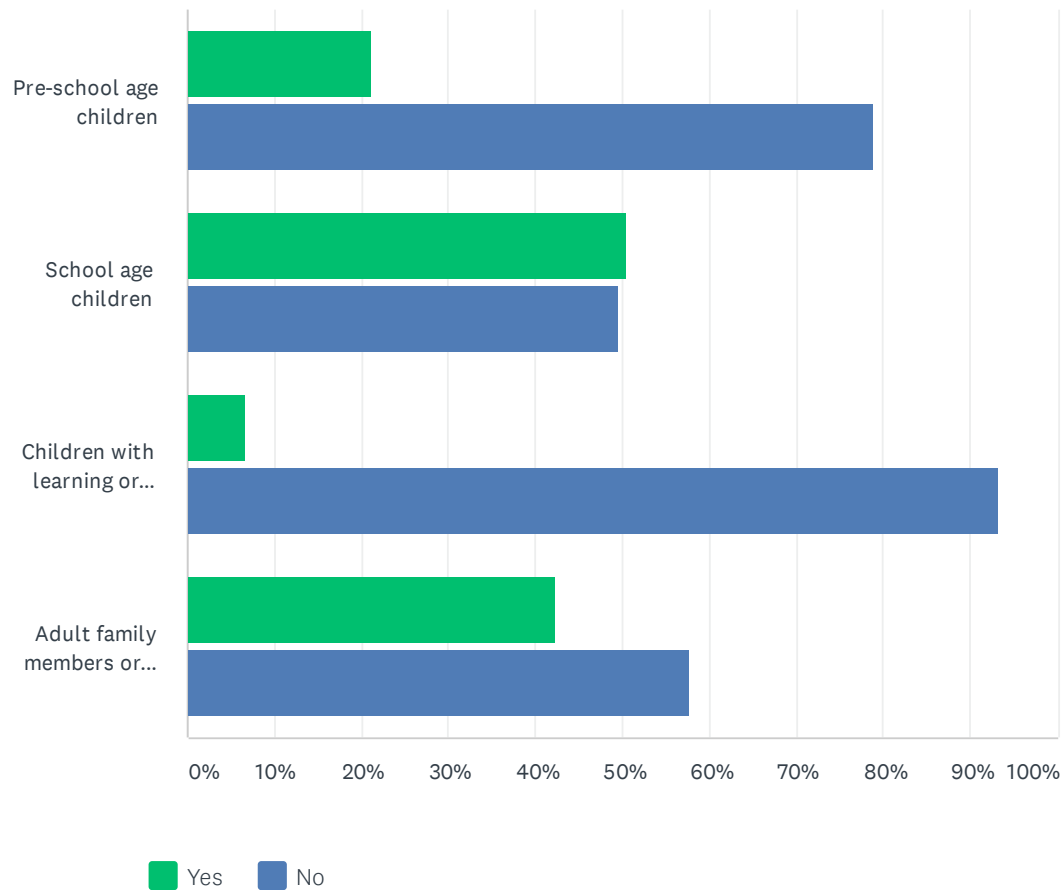
Answered: 26



ANSWER CHOICES	RESPONSES	
Yes	61.54%	16
No	19.23%	5
Don't know	19.23%	5
TOTAL		26

Do you have any dependent children or other caring responsibilities?

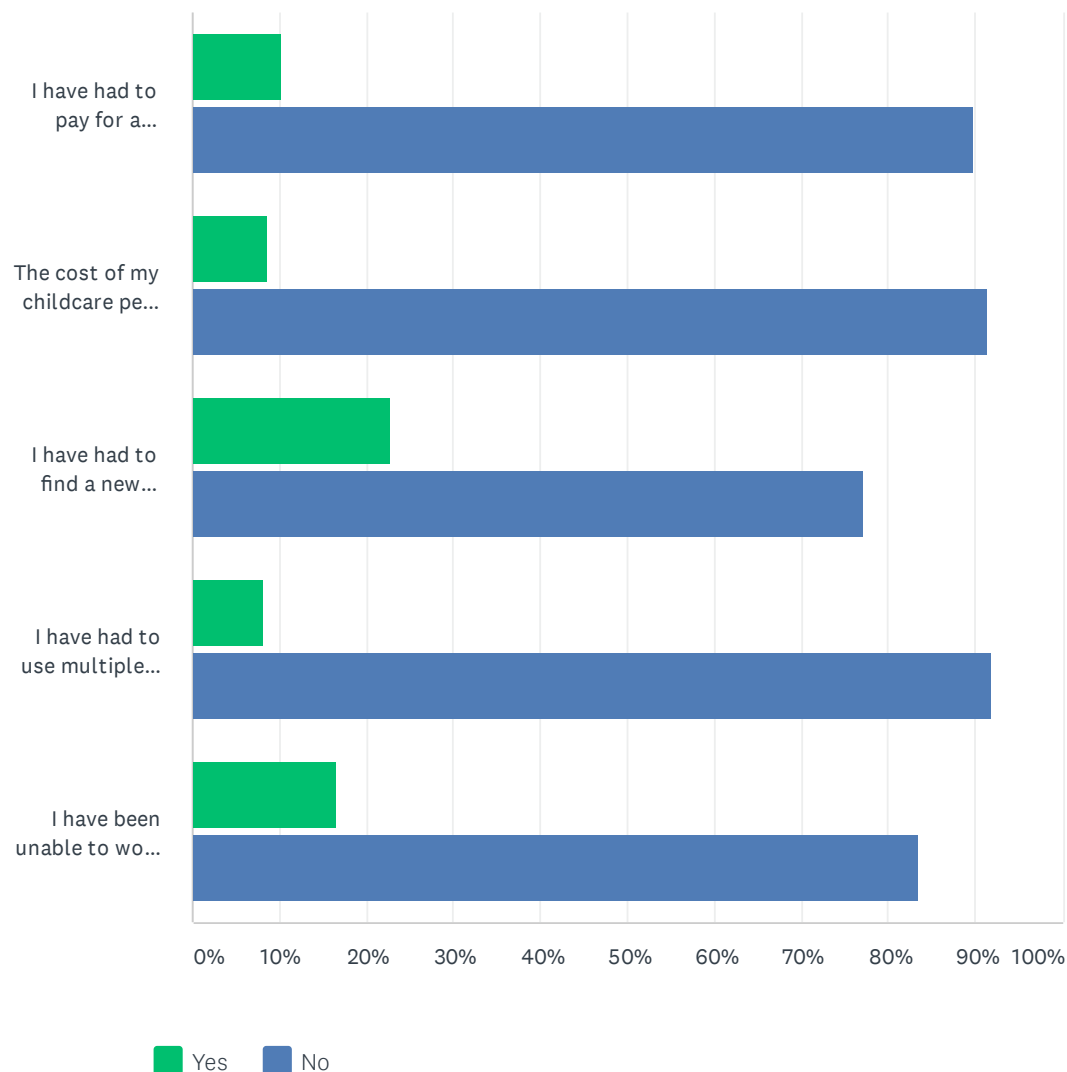
Answered: 2,589



	YES	NO	TOTAL
Pre-school age children	21.23% 418	78.77% 1,551	1,969
School age children	50.35% 1,163	49.65% 1,147	2,310
Children with learning or physical disabilities	6.63% 122	93.37% 1,718	1,840
Adult family members or friends	42.33% 902	57.67% 1,229	2,131

Have you had to make any changes to your childcare or working arrangements in order to manage work and family life during the pandemic?

Answered: 1,340



	YES	NO	TOTAL
I have had to pay for a greater number of hours of childcare	10.34% 126	89.66% 1,092	1,218
The cost of my childcare per hour has gone up	8.49% 103	91.51% 1,110	1,213
I have had to find a new childcare provider because my normal childcare was not available	22.85% 289	77.15% 976	1,265
I have had to use multiple childcare providers	8.07% 98	91.93% 1,116	1,214
I have been unable to work or have had to reduce my hours because I could not find sufficient / any childcare	16.55% 208	83.45% 1,049	1,257

Do you work in an aerosol generating procedure (AGP) area
(including in Intensive Care Units or the hot zone of an Emergency
Department)?

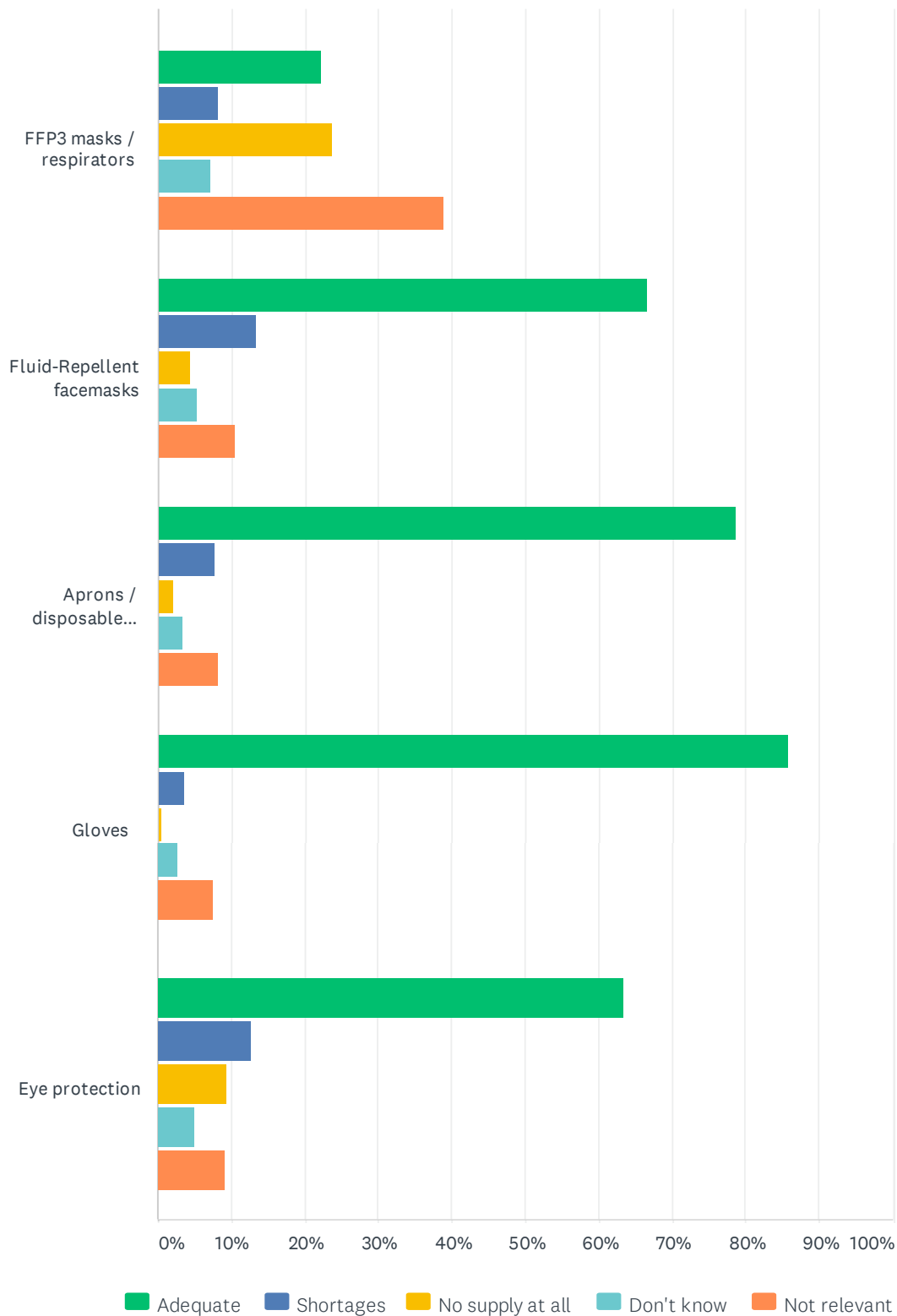
Answered: 0

 No matching responses.

ANSWER CHOICES	RESPONSES	
Yes	0.00%	0
No	0.00%	0
TOTAL		0

Over the last week, have you had adequate supplies or shortages of the following PPE?

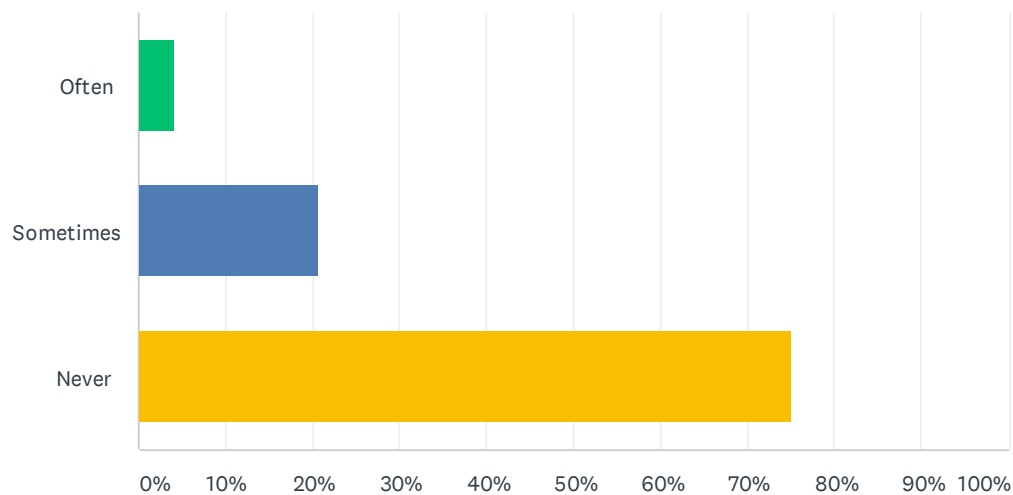
Answered: 2,569



	ADEQUATE	SHORTAGES	NO SUPPLY AT ALL	DON'T KNOW	NOT RELEVANT	TOTAL
FFP3 masks / respirators	22.13% 564	8.12% 207	23.73% 605	7.14% 182	38.88% 991	2,549
Fluid-Repellent facemasks	66.63% 1,705	13.33% 341	4.45% 114	5.16% 132	10.43% 267	2,559
Aprons / disposable gowns	78.70% 2,014	7.70% 197	1.99% 51	3.40% 87	8.21% 210	2,559
Gloves	85.76% 2,192	3.52% 90	0.51% 13	2.62% 67	7.59% 194	2,556
Eye protection	63.38% 1,622	12.86% 329	9.42% 241	5.12% 131	9.22% 236	2,559

Have you ever felt pressured to see a patient without adequate protection?

Answered: 2,558



ANSWER CHOICES		RESPONSES	
Often		4.22%	108
Sometimes		20.76%	531
Never		75.02%	1,919
TOTAL			2,558

If you have been fit tested for a mask/respirator, which of the following best describes your experience?

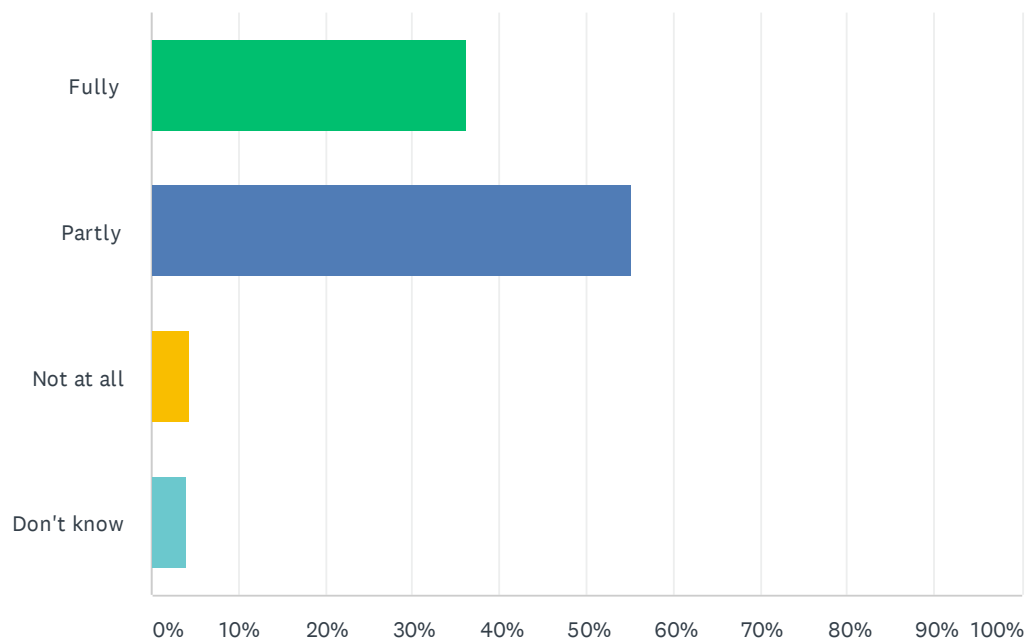
Answered: 0

 No matching responses.

ANSWER CHOICES	RESPONSES	
I passed the fit testing first time	0.00%	0
I had to try one or more alternative masks/respirator before passing	0.00%	0
I failed the fit testing	0.00%	0
I have not been fit tested	0.00%	0
I do not need to be fit tested	0.00%	0
TOTAL		0

Taking everything into account, do you feel safely protected from coronavirus infection in your place of work?

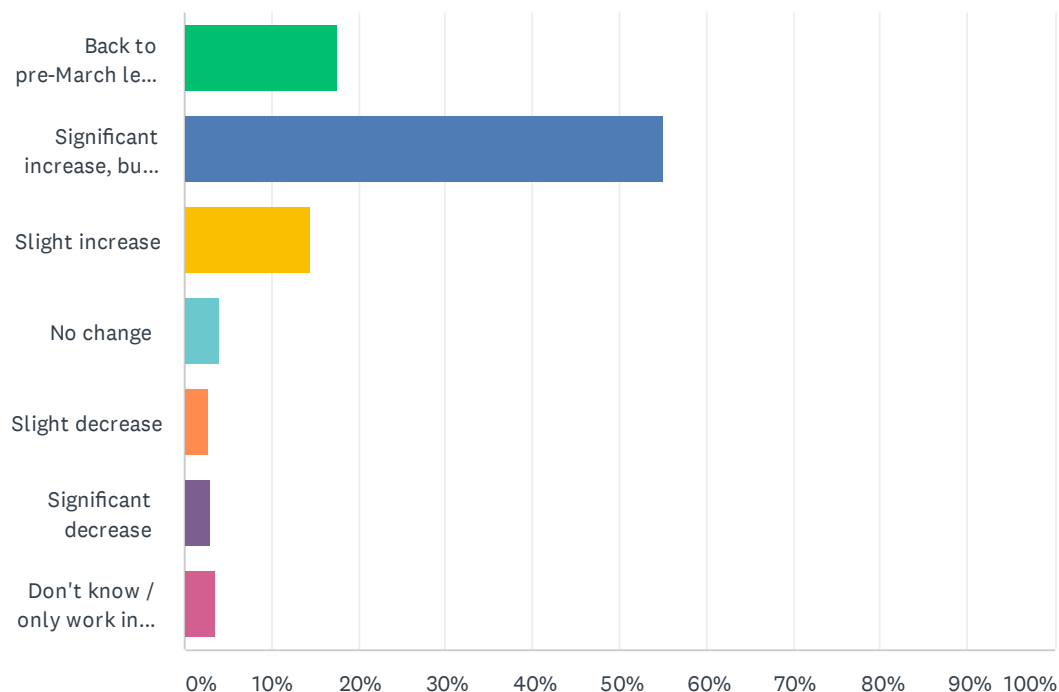
Answered: 2,561



ANSWER CHOICES	RESPONSES	
Fully	36.24%	928
Partly	55.29%	1,416
Not at all	4.41%	113
Don't know	4.06%	104
TOTAL		2,561

Over the last week, what change, if any, have you experienced in the level of demand for non-Covid patient care?

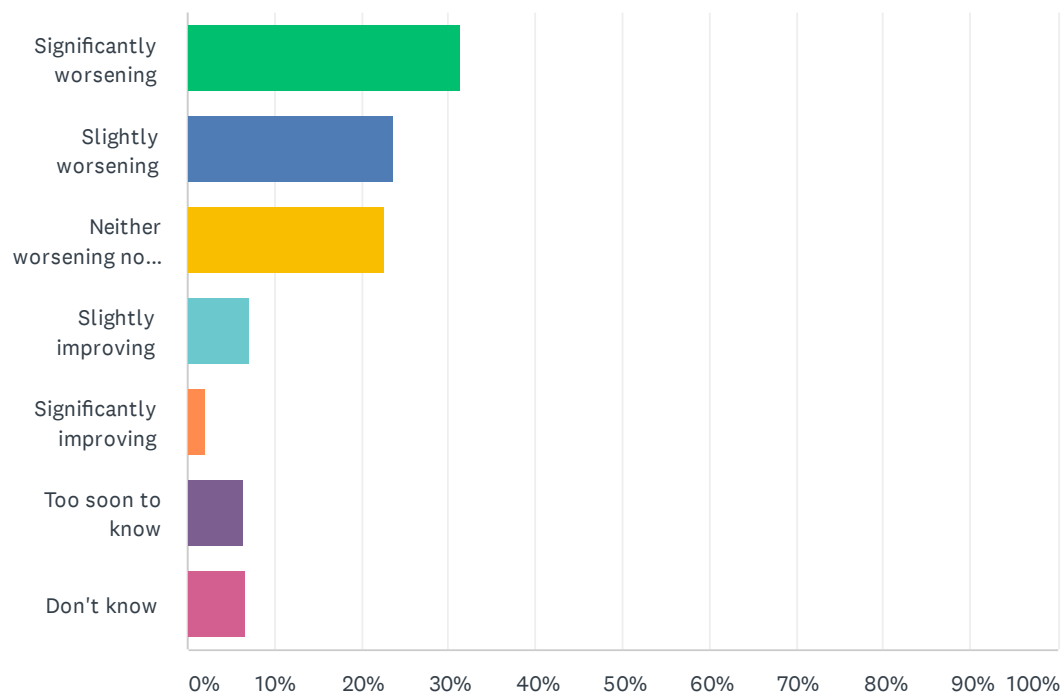
Answered: 2,496



ANSWER CHOICES	RESPONSES	
Back to pre-March level of demand	17.59%	439
Significant increase, but at lower level than pre-March	55.01%	1,373
Slight increase	14.38%	359
No change	3.89%	97
Slight decrease	2.68%	67
Significant decrease	2.92%	73
Don't know / only work in Covid areas	3.53%	88
TOTAL		2,496

To what extent is prioritisation of patients with possible or confirmed Covid-19 in your place of work or the local NHS affecting the care available to those patients with no Covid-19 symptoms?

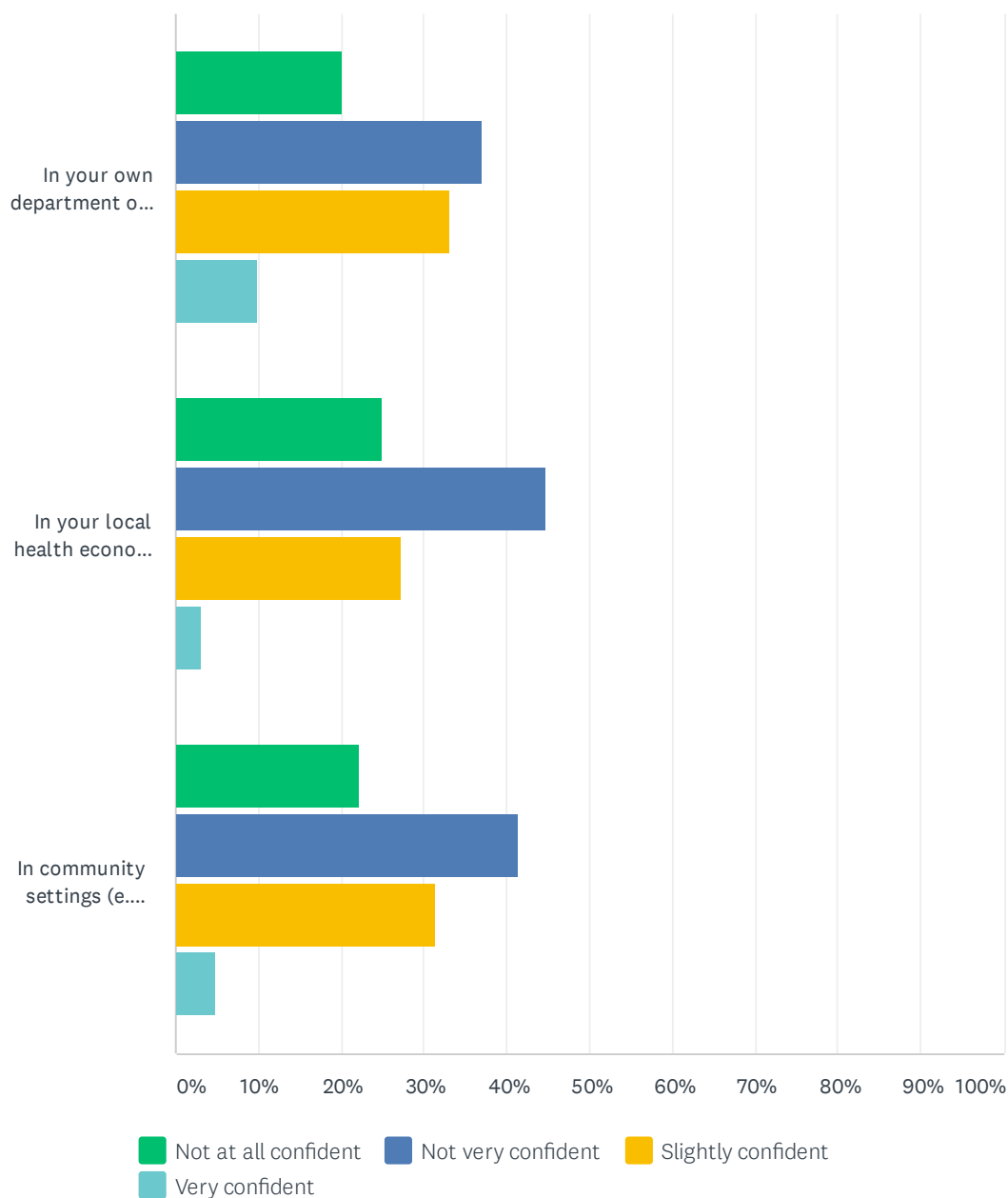
Answered: 2,499



ANSWER CHOICES	RESPONSES	
Significantly worsening	31.29%	782
Slightly worsening	23.61%	590
Neither worsening nor improving	22.65%	566
Slightly improving	7.12%	178
Significantly improving	2.12%	53
Too soon to know	6.52%	163
Don't know	6.68%	167
TOTAL		2,499

How confident are you about your ability to manage patient demand as normal NHS services are resumed?

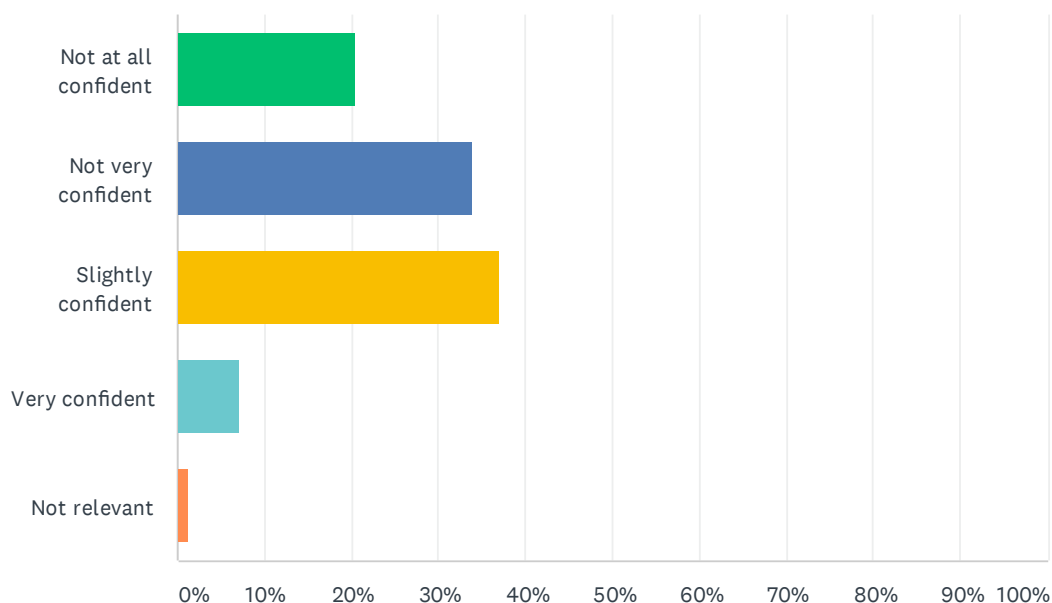
Answered: 2,497



	NOT AT ALL CONFIDENT	NOT VERY CONFIDENT	SLIGHTLY CONFIDENT	VERY CONFIDENT	TOTAL
In your own department or practice	20.01% 499	37.13% 926	33.00% 823	9.86% 246	2,494
In your local health economy (e.g. accessing diagnostics)	24.89% 619	44.87% 1,116	27.10% 674	3.14% 78	2,487
In community settings (e.g. care homes)	22.17% 549	41.48% 1,027	31.46% 779	4.89% 121	2,476

How confident are you about your ability to manage patient demand if there is a second peak of Covid-19?

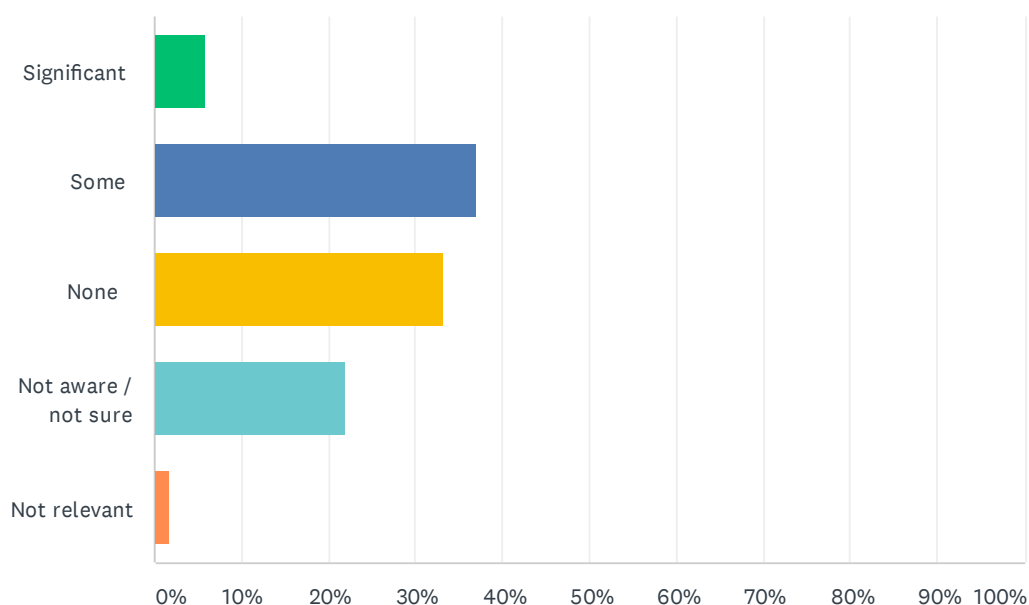
Answered: 2,502



ANSWER CHOICES	RESPONSES	
Not at all confident	20.54%	514
Not very confident	33.97%	850
Slightly confident	37.01%	926
Very confident	7.11%	178
Not relevant	1.36%	34
TOTAL		2,502

What engagement, if any, has there been with you in place of work /your local health economy, around how the increased patient demand will be managed as normal NHS services are resumed?

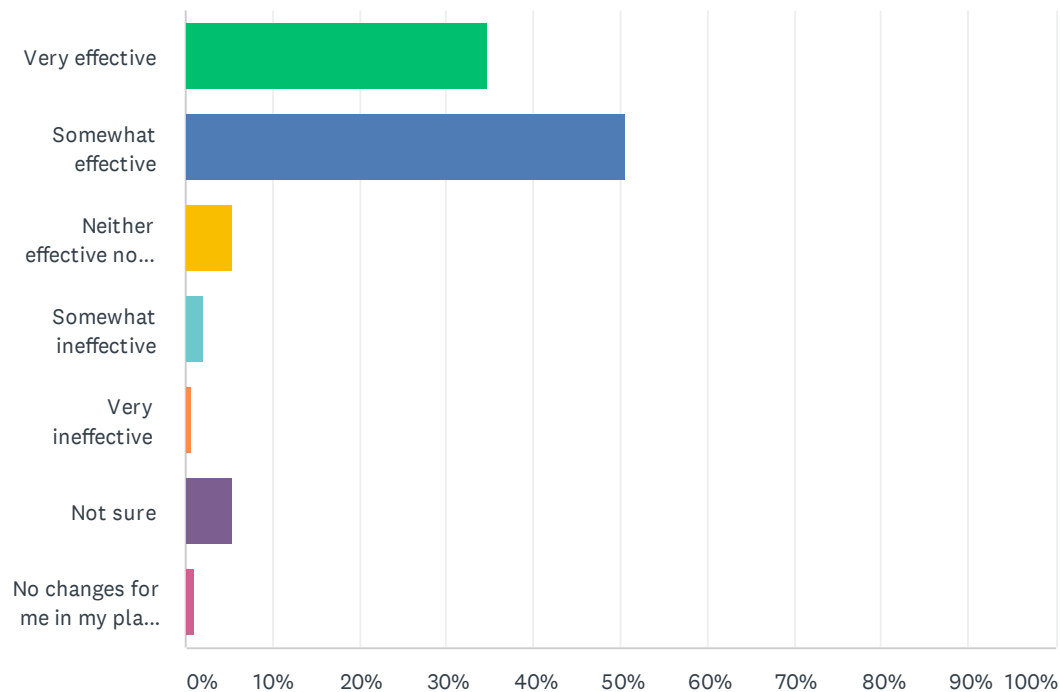
Answered: 2,504



ANSWER CHOICES	RESPONSES	
Significant	5.91%	148
Some	37.06%	928
None	33.27%	833
Not aware / not sure	22.00%	551
Not relevant	1.76%	44
TOTAL		2,504

In your experience, how effective have the changes made in your place of work been in combatting the pandemic?

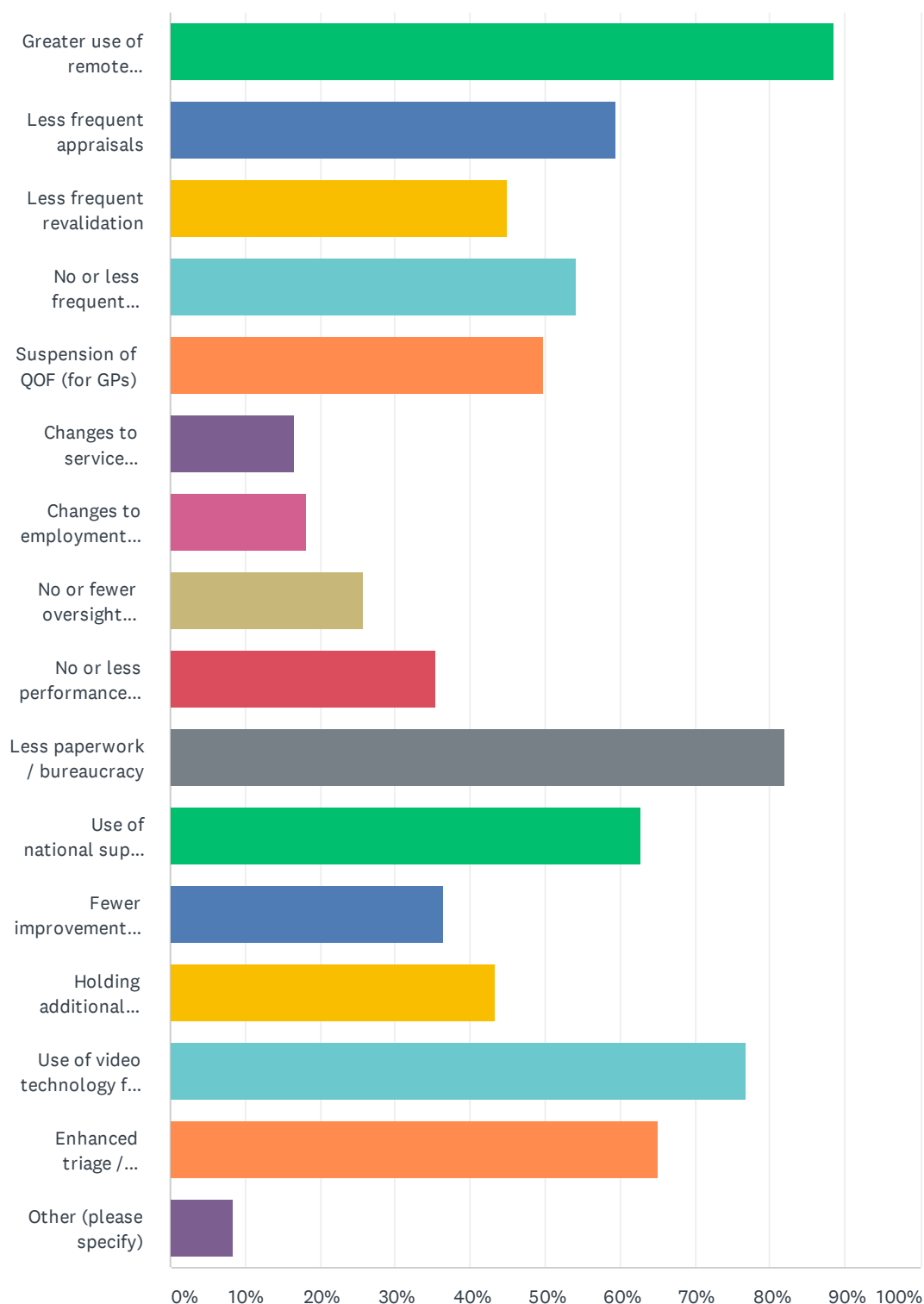
Answered: 2,497



ANSWER CHOICES	RESPONSES	
Very effective	34.64%	865
Somewhat effective	50.62%	1,264
Neither effective nor ineffective	5.45%	136
Somewhat ineffective	2.08%	52
Very ineffective	0.72%	18
Not sure	5.45%	136
No changes for me in my place of work	1.04%	26
TOTAL		2,497

Which of these changes do you feel should be retained in the longer-term? Please tick all that apply

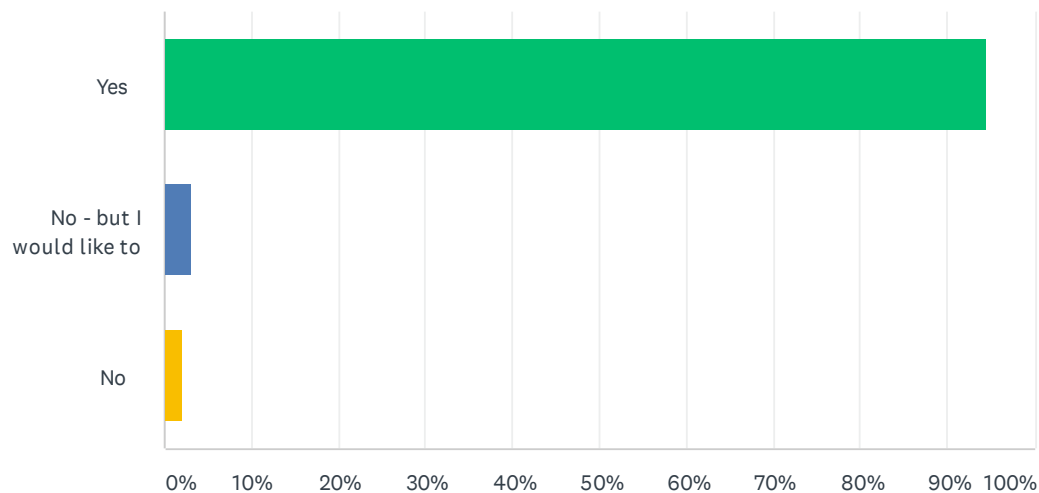
Answered: 2,449



ANSWER CHOICES	RESPONSES	
Greater use of remote consultations	88.40%	2,165
Less frequent appraisals	59.37%	1,454
Less frequent revalidation	45.04%	1,103
No or less frequent inspections (e.g. CQC in England)	54.14%	1,326
Suspension of QOF (for GPs)	49.73%	1,218
Changes to service contracts (e.g. move to block, suspension of CQUIN)	16.58%	406
Changes to employment contracts / rotas / job plans	18.29%	448
No or fewer oversight meetings	25.64%	628
No or less performance management (e.g. RTT targets)	35.32%	865
Less paperwork / bureaucracy	81.99%	2,008
Use of national supply chains for PPE	62.76%	1,537
Fewer improvement initiatives / meetings	36.42%	892
Holding additional "spare" critical care capacity	43.20%	1,058
Use of video technology for virtual MDTs, clinical team meetings, Medical Boards	76.85%	1,882
Enhanced triage / prioritising referrals	65.05%	1,593
Other (please specify)	8.45%	207
Total Respondents: 2,449		

Do you currently provide remote consultations for your patients?

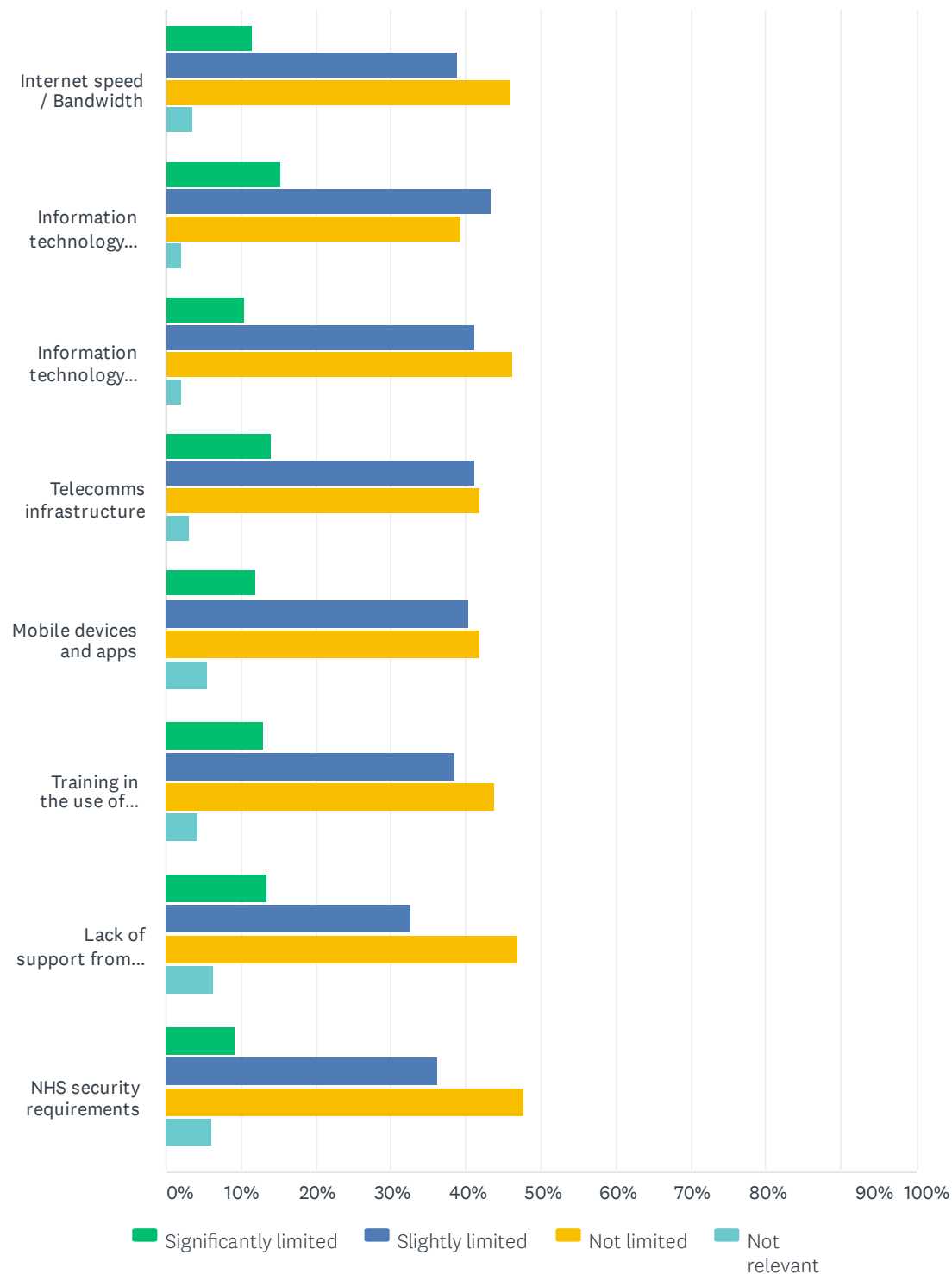
Answered: 2,478



ANSWER CHOICES	RESPONSES	
Yes	94.59%	2,344
No - but I would like to	3.23%	80
No	2.18%	54
TOTAL		2,478

To what extent, if at all, has your ability to provide remote consultations for your patients been limited by any of the following during the Covid-19 pandemic?

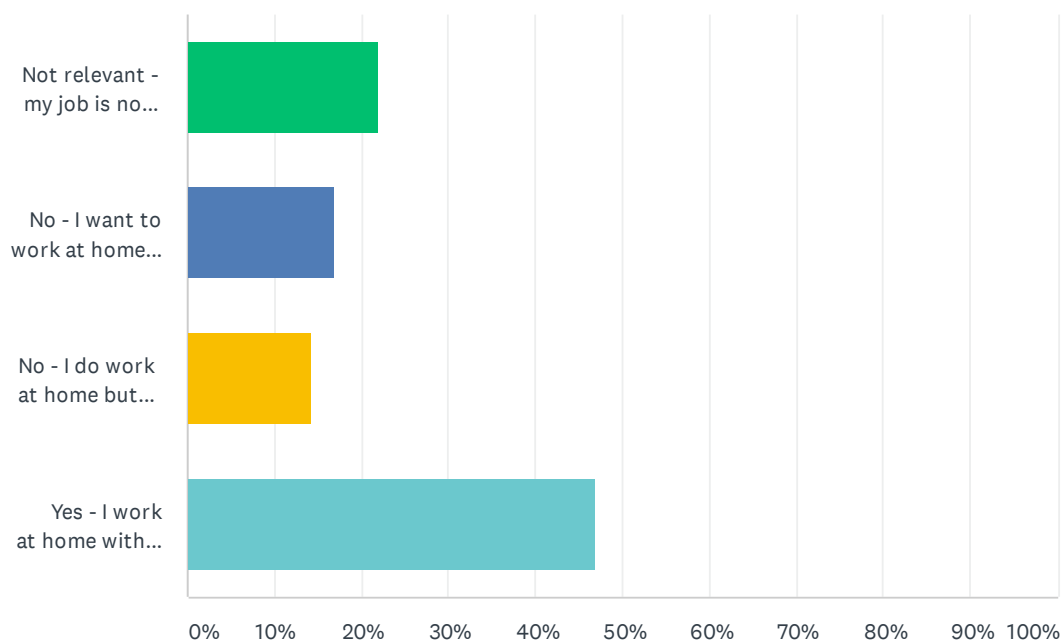
Answered: 2,313



	SIGNIFICANTLY LIMITED	SLIGHTLY LIMITED	NOT LIMITED	NOT RELEVANT	TOTAL
Internet speed / Bandwidth	11.58% 267	38.81% 895	45.97% 1,060	3.64% 84	2,306
Information technology hardware	15.33% 353	43.38% 999	39.30% 905	2.00% 46	2,303
Information technology software	10.42% 240	41.12% 947	46.29% 1,066	2.17% 50	2,303
Telecomms infrastructure	13.94% 319	41.22% 943	41.78% 956	3.06% 70	2,288
Mobile devices and apps	11.82% 271	40.62% 931	41.97% 962	5.58% 128	2,292
Training in the use of software/hardware	13.08% 301	38.64% 889	43.94% 1,011	4.35% 100	2,301
Lack of support from IT department	13.70% 315	32.83% 755	47.00% 1,081	6.48% 149	2,300
NHS security requirements	9.42% 216	36.34% 833	47.86% 1,097	6.37% 146	2,292

Have you been provided, if relevant, with adequate support and equipment to provide NHS services when working at home?

Answered: 2,406



ANSWER CHOICES	RESPONSES	
Not relevant - my job is not suitable for home-working	21.90%	527
No - I want to work at home but support and equipment is inadequate	16.96%	408
No - I do work at home but support and equipment is inadequate	14.30%	344
Yes - I work at home with adequate support and equipment	46.84%	1,127
TOTAL		2,406

Have your rotas / job plans / contractual terms and working arrangements changed due to the pandemic?

Answered: 0

 No matching responses.

ANSWER CHOICES	RESPONSES	
Yes - permanently	0.00%	0
Yes - for an agreed term	0.00%	0
Yes - but with no agreed end-date	0.00%	0
No	0.00%	0
TOTAL		0

Has your pay been correctly adjusted in line with the changes, if any, to your rotas / job plans / contractual terms?

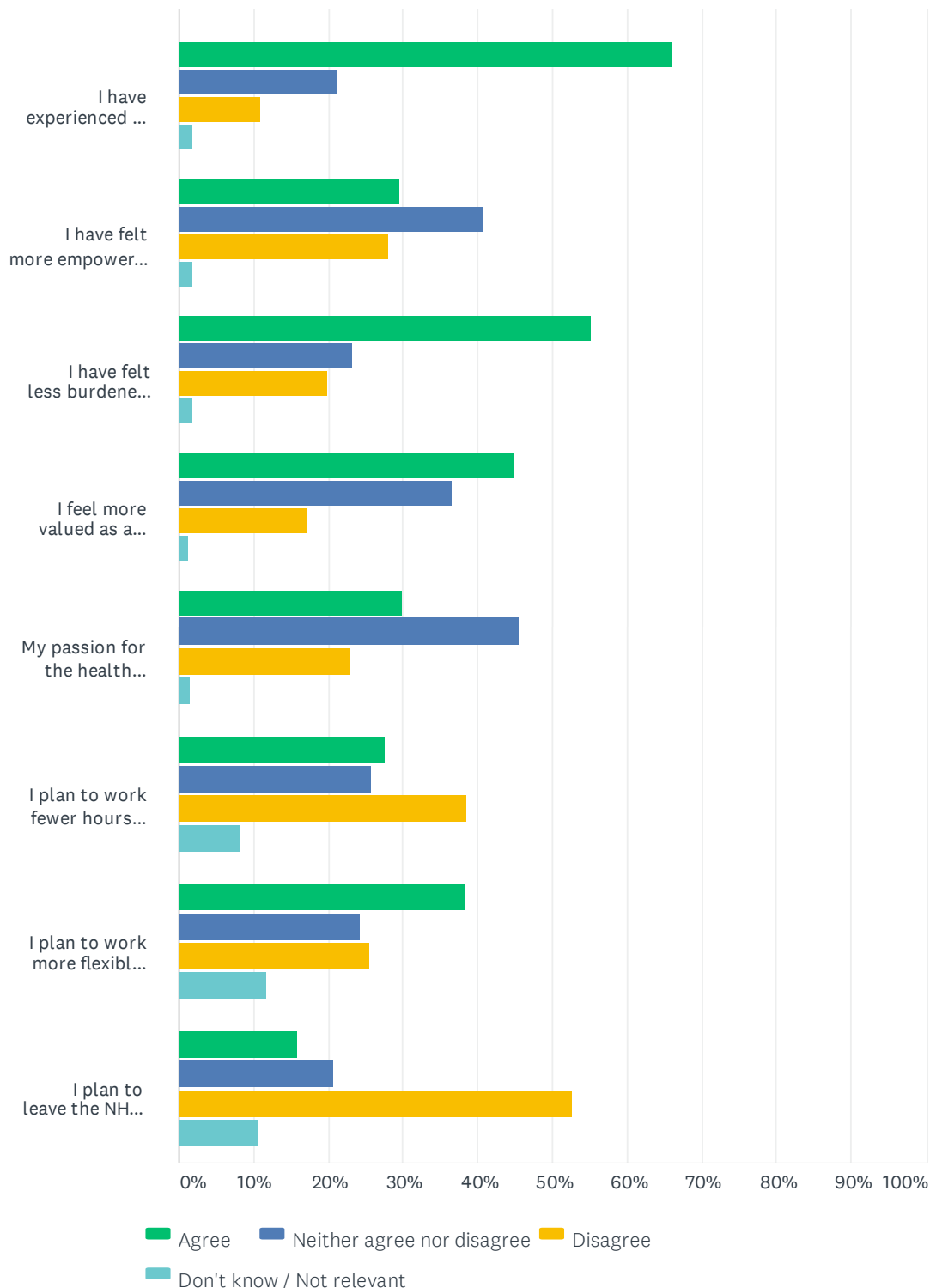
Answered: 0

 No matching responses.

ANSWER CHOICES	RESPONSES	
Yes - correctly adjusted	0.00%	0
No - not or incorrectly adjusted	0.00%	0
No need to adjust - already correct	0.00%	0
Too soon to know	0.00%	0
Not sure	0.00%	0
TOTAL		0

Please indicate how strongly you agree or disagree with each of the following statements about your experience of working during the Covid pandemic.

Answered: 2,419



	AGREE	NEITHER AGREE NOR DISAGREE	DISAGREE	DON'T KNOW / NOT RELEVANT	TOTAL
I have experienced a greater sense of team-working	66.02% 1,597	21.17% 512	10.83% 262	1.98% 48	2,419
I have felt more empowered as a professional	29.41% 710	40.80% 985	28.00% 676	1.78% 43	2,414
I have felt less burdened by bureaucracy	55.23% 1,335	23.13% 559	19.78% 478	1.86% 45	2,417
I feel more valued as a doctor	44.99% 1,087	36.71% 887	17.09% 413	1.20% 29	2,416
My passion for the health service has increased	29.93% 723	45.57% 1,101	23.10% 558	1.41% 34	2,416
I plan to work fewer hours once normal services are resumed	27.58% 666	25.67% 620	38.55% 931	8.20% 198	2,415
I plan to work more flexibly / from home more	38.34% 926	24.35% 588	25.59% 618	11.72% 283	2,415
I plan to leave the NHS / retire early / work elsewhere once normal services are resumed	15.94% 385	20.65% 499	52.65% 1,272	10.76% 260	2,416