

## BMA Covid Tracker Survey – repeated questions

Over the last week, have you had adequate supplies or shortages of the following PPE when working in an AGP area?

Item of PPE		Wave 1 April 3-6	Wave 2 April 14-16	Wave 3 April 28-30	Wave 4 May 12-14
Facemasks	Adequate	29.0%	46.0%	58.0%	61.8%
	Shortages	37.9%	27.4%	15.8%	13.6%
	No Supply	8.7%	5.8%	2.5%	2.0%
Gowns / Aprons	Adequate	49.9%	46.2%	59.0%	67.2%
	Shortages	34.8%	43.9%	30.3%	23.3%
	No Supply	8.0%	6.4%	3.6%	3.3%
Gloves	Adequate	80.4%	88.7%	92.8%	93.3%
	Shortages	13.4%	9.0%	4.0%	3.9%
	No Supply	1.4%	0.3%	0.1%	0.1%
Eye protection	Adequate	22.1%	39.1%	55.3%	59.2%
	Shortages	47.9%	41.3%	24.9%	21.8%
	No Supply	20.1%	12.0%	6.9%	6.4%

We next want to ask about PPE in other (non-AGP) settings to be used by healthcare workers who are in contact with patients with possible or confirmed Covid-19. Over the last week, have you had adequate supplies or shortages of the following PPE?

Item of PPE		Wave 1 April 3-6	Wave 2 April 14-16	Wave 3 April 28-30	Wave 4 May 12-14
Facemasks	Adequate	43.2%	55.6%	68.6%	71.7%
	Shortages	35.2%	26.5%	13.6%	12.1%
	No Supply	9.9%	4.9%	2.7%	1.9%
Gowns / Aprons	Adequate	67.0%	75.7%	80.1%	82.2%
	Shortages	16.9%	14.1%	7.5%	5.6%
	No Supply	3.0%	1.7%	0.8%	0.6%
Gloves	Adequate	76.8%	84.7%	86.9%	86.9%
	Shortages	13.5%	7.3%	2.7%	2.6%
	No Supply	0.9%	0.5%	0.2%	0.2%
Eye protection	Adequate	21.6%	35.1%	51.9%	55.7%
	Shortages	43.4%	40.7%	23.3%	20.6%
	No Supply	21.6%	11.3%	6.7%	5.6%

We want to ask about PPE to be used by GPs who are in contact with patients with possible or confirmed Covid-19. Over the last week, have you had adequate NHS supplies or shortages of the following PPE?

Item of PPE		Wave 1 April 3-6	Wave 2 April 14-16	Wave 3 April 28-30	Wave 4 May 12-14
Facemasks	Adequate	33.4%	48.7%	62.8%	64.8%
	Shortages	43.6%	34.5%	16.7%	15.1%
	No Supply	18.2%	11.7%	8.4%	7.5%
Gowns / Aprons	Adequate	60.1%	73.1%	79.0%	79.6%
	Shortages	33.1%	19.6%	8.1%	6.7%
	No Supply	2.7%	2.9%	2.6%	2.6%
Gloves	Adequate	74.2%	83.3%	84.5%	84.0%
	Shortages	21.6%	12.2%	4.8%	4.2%
	No Supply	1.6%	0.9%	1.6%	1.7%
Eye protection	Adequate	8.7%	30.2%	50.1%	53.6%
	Shortages	24.4%	31.9%	18.5%	16.4%
	No Supply	64.0%	33.1%	18.9%	16.1%

Have you ever felt pressured when working in an AGP area to see a patient without adequate protection?

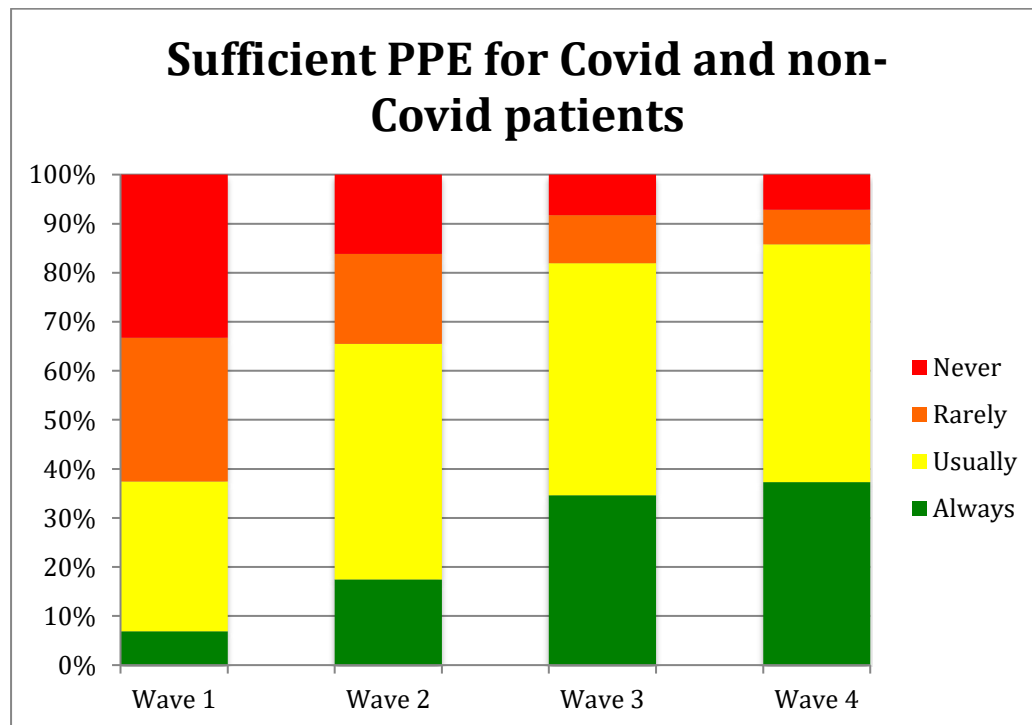
	Wave 1 April 3-6	Wave 2 April 14-16	Wave 3 April 28-30	Wave 4 May 12-14
Often	21.2%	14.4%	7.3%	5.4%
Sometimes	34.1%	30.7%	22.0%	21.9%
Never	44.6%	54.8%	70.7%	72.7%

Have you ever felt pressured when working in other (non-AGP) settings to see a patient without adequate protection?

	Wave 1 April 3-6	Wave 2 April 14-16	Wave 3 April 28-30	Wave 4 May 12-14
Often	14.7%	27.1%	7.9%	6.7%
Sometimes	31.6%	32.4%	22.7%	22.1%
Never	53.7%	40.5%	69.4%	71.2%

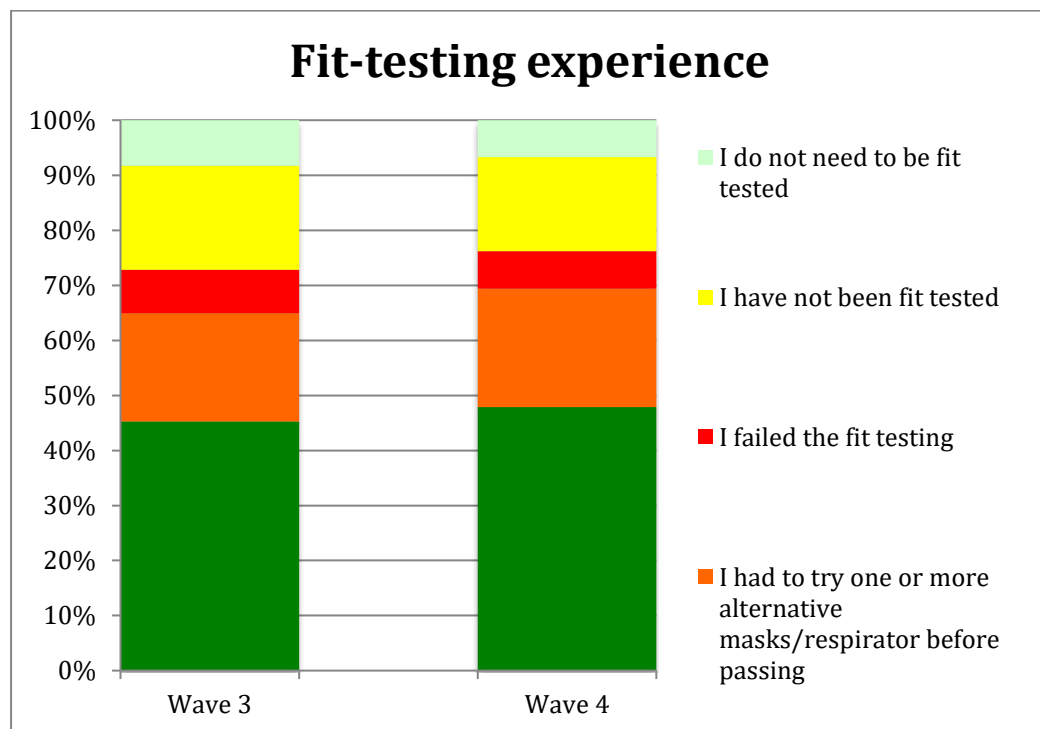
Do you have sufficient PPE for safe contact with both possible /confirmed Covid-19 patients, and with "non-Covid" symptoms patients?

	Wave 1 April 3-6	Wave 2 April 14-16	Wave 3 April 28-30	Wave 4 May 12-14
Always	6.4%	16.2%	30.5%	33.3%
Usually	28.5%	44.6%	41.7%	43.3%
Rarely	27.3%	17.0%	8.6%	6.3%
Never	31.0%	15.0%	7.3%	6.4%



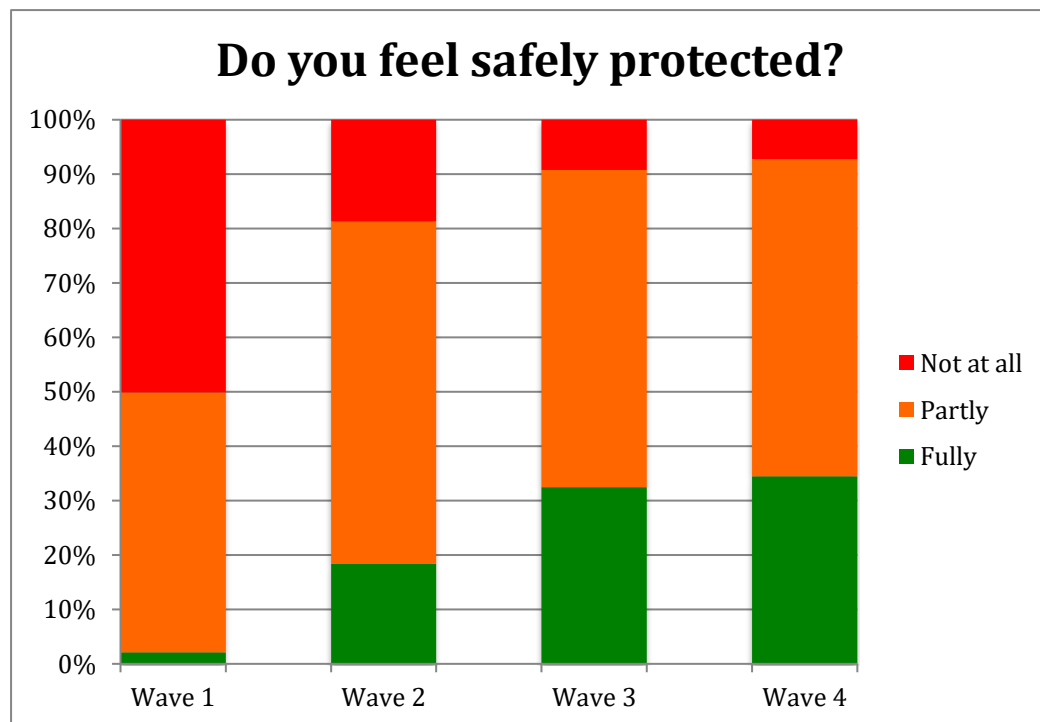
If you have been fit tested for a mask/respirator, which of the following best describes your experience?

	Wave 1 April 3-6	Wave 2 April 14-16	Wave 3 April 28-30	Wave 4 May 12-14
I passed the fit testing first time	N/A	N/A	45.3%	47.9%
I had to try one or more alternative masks/respirator before passing	N/A	N/A	19.7%	21.5%
I failed the fit testing	N/A	N/A	7.9%	6.8%
I have not been fit tested	N/A	N/A	18.9%	17.1%
I do not need to be fit tested	N/A	N/A	8.3%	6.7%



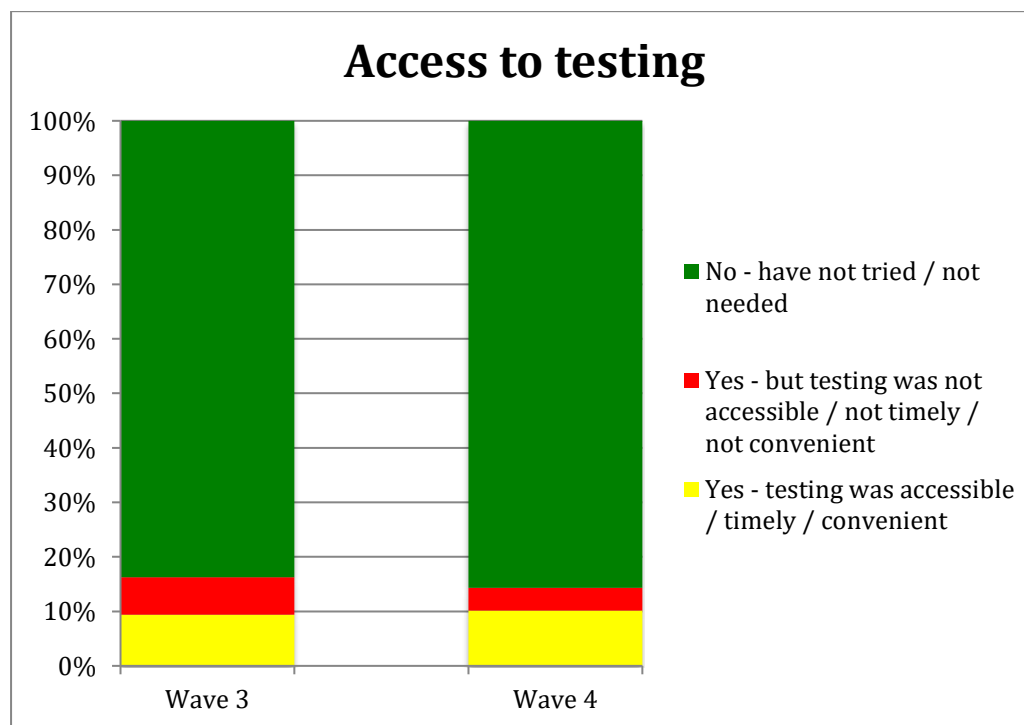
Taking everything into account, do you feel safely protected from coronavirus infection in your place of work?

	Wave 1 April 3-6	Wave 2 April 14-16	Wave 3 April 28-30	Wave 4 May 12-14
Fully	2.1%	18.2%	31.3%	33.3%
Partly	47.7%	62.3%	56.2%	56.3%
Not at all	50.0%	18.5%	8.9%	7.0%



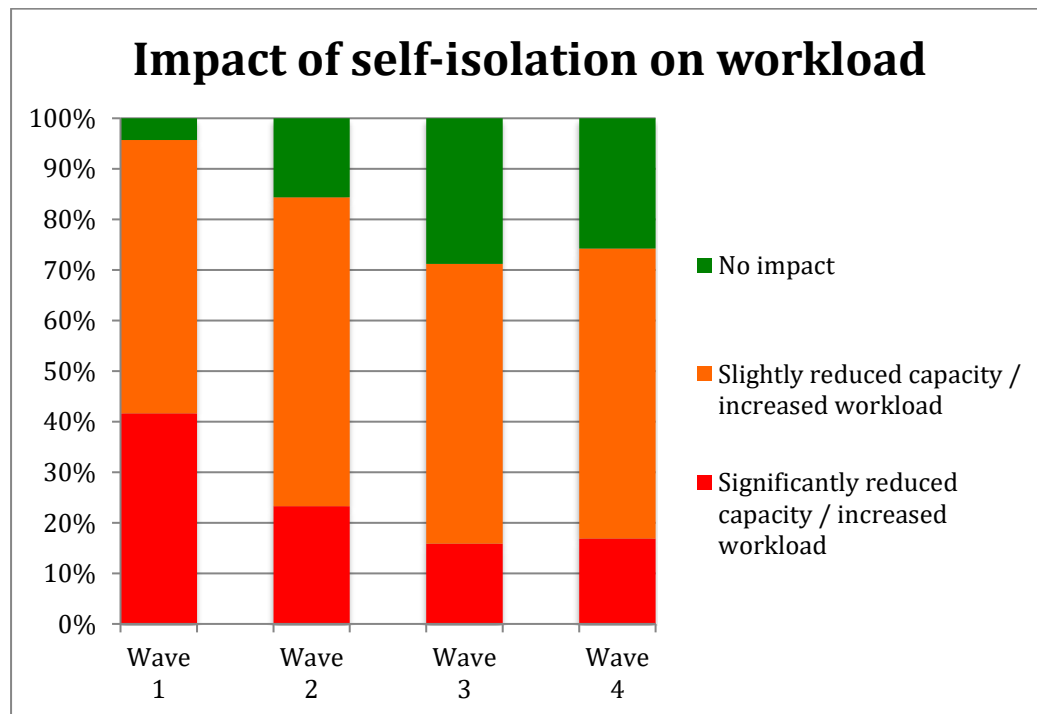
Within the last week, have you, or a member of your household, tried to access testing for Coronavirus (in your place of work, local NHS, or online)?

	Wave 1 April 3-6	Wave 2 April 14-16	Wave 3 April 28-30	Wave 4 May 12-14
Yes - testing was accessible / timely / convenient	N/A	N/A	9.3%	10.1%
Yes - but testing was not accessible / not timely / not convenient	N/A	N/A	6.8%	4.1%
No - have not tried / not needed	N/A	N/A	82.9%	85.0%



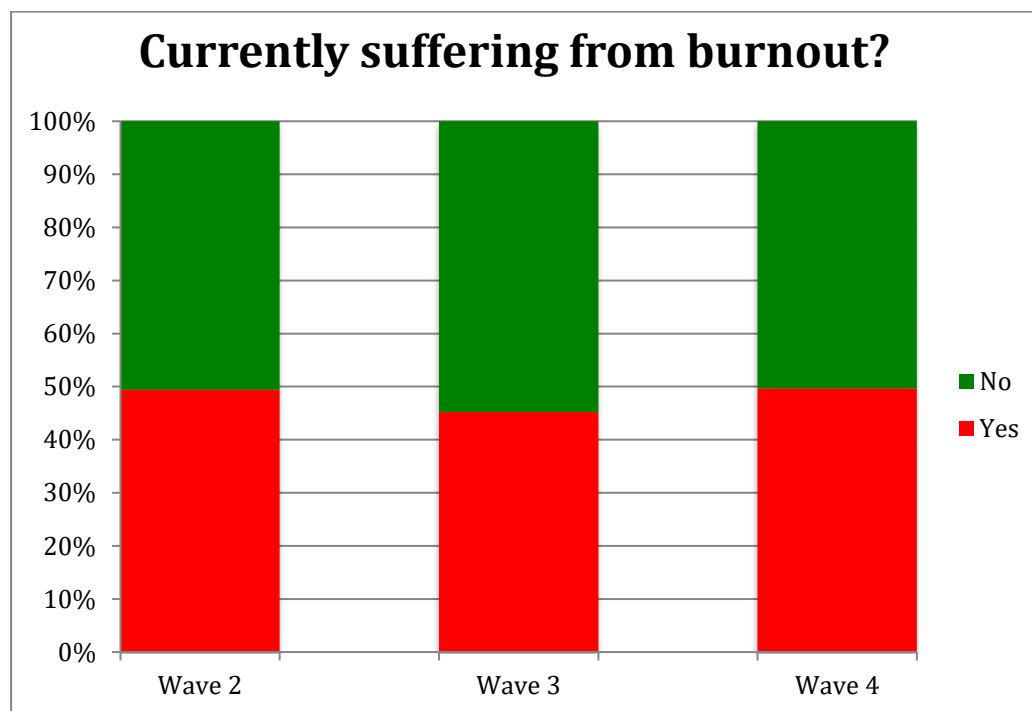
What impact is self-isolation having in your place of work with regard to staffing capacity and workload?

	Wave 1 April 3-6	Wave 2 April 14-16	Wave 3 April 28-30	Wave 4 May 12-14
Significantly reduced capacity	40.7%	22.3%	14.7%	15.6%
Slightly reduced capacity	52.8%	58.5%	51.1%	53.1%
No impact	4.2%	15.0%	26.6%	23.8%



During this pandemic, do you consider that you are currently suffering from any of depression, anxiety, stress, burnout, emotional distress or other mental health condition relating to or made worse by your work?

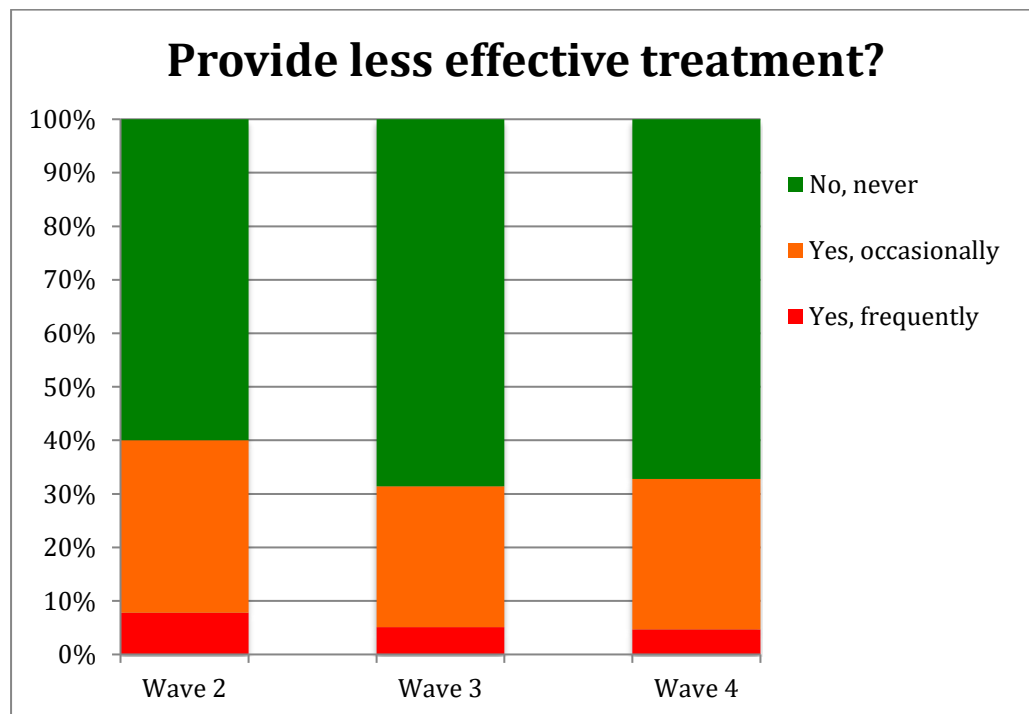
	Wave 1 April 3-6	Wave 2 April 14-16	Wave 3 April 28-30	Wave 4 May 12-14
Yes	N/A	44.5%	41.4%	45.3%
No	N/A	45.5%	50.2%	45.9%





Have any current, or expected future, shortages of medicines, medical gases, or other therapeutics forced you to provide less effective treatment to your patients than you would normally?

	Wave 1 April 3-6	Wave 2 April 14-16	Wave 3 April 28-30	Wave 4 May 12-14
Yes, frequently	N/A	7.8%	5.1%	4.7%
Yes, occasionally	N/A	32.2%	26.3%	28.1%
No, never	N/A	60.0%	68.6%	67.2%



To what extent is prioritisation of patients with possible or confirmed Covid-19 in your place of work or the local NHS affecting the care available to those patients with no Covid-19 symptoms?

	Wave 1 April 3-6	Wave 2 April 14-16	Wave 3 April 28-30	Wave 4 May 12-14
Significantly worsening	N/A	N/A	30.0%	29.3%
Slightly worsening	N/A	N/A	26.2%	26.1%
Neither worsening nor improving	N/A	N/A	16.6%	16.1%
Slightly improving	N/A	N/A	3.0%	5.4%
Significantly improving	N/A	N/A	1.3%	2.4%
Too soon to know	N/A	N/A	12.5%	9.4%

