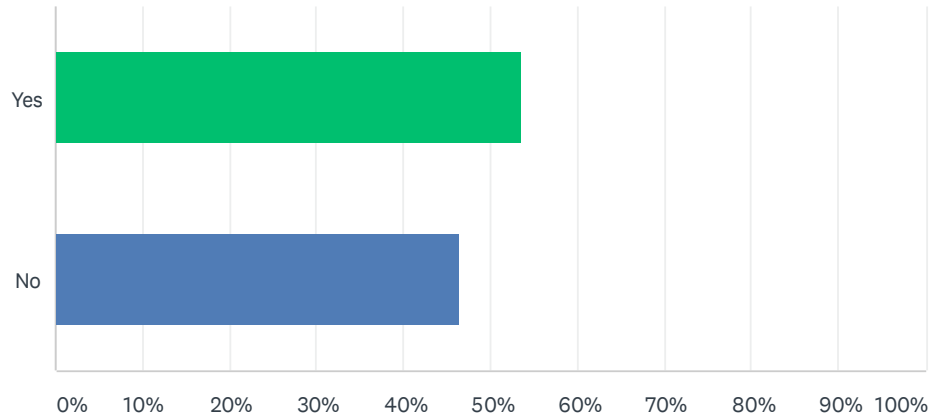


We first want to ask about PPE for high-risk procedures to be used by healthcare workers delivering or assisting with an aerosol generating procedure (AGP including in Intensive Care Units or the hot zone of an Emergency Department. Do you work in an AGP area?

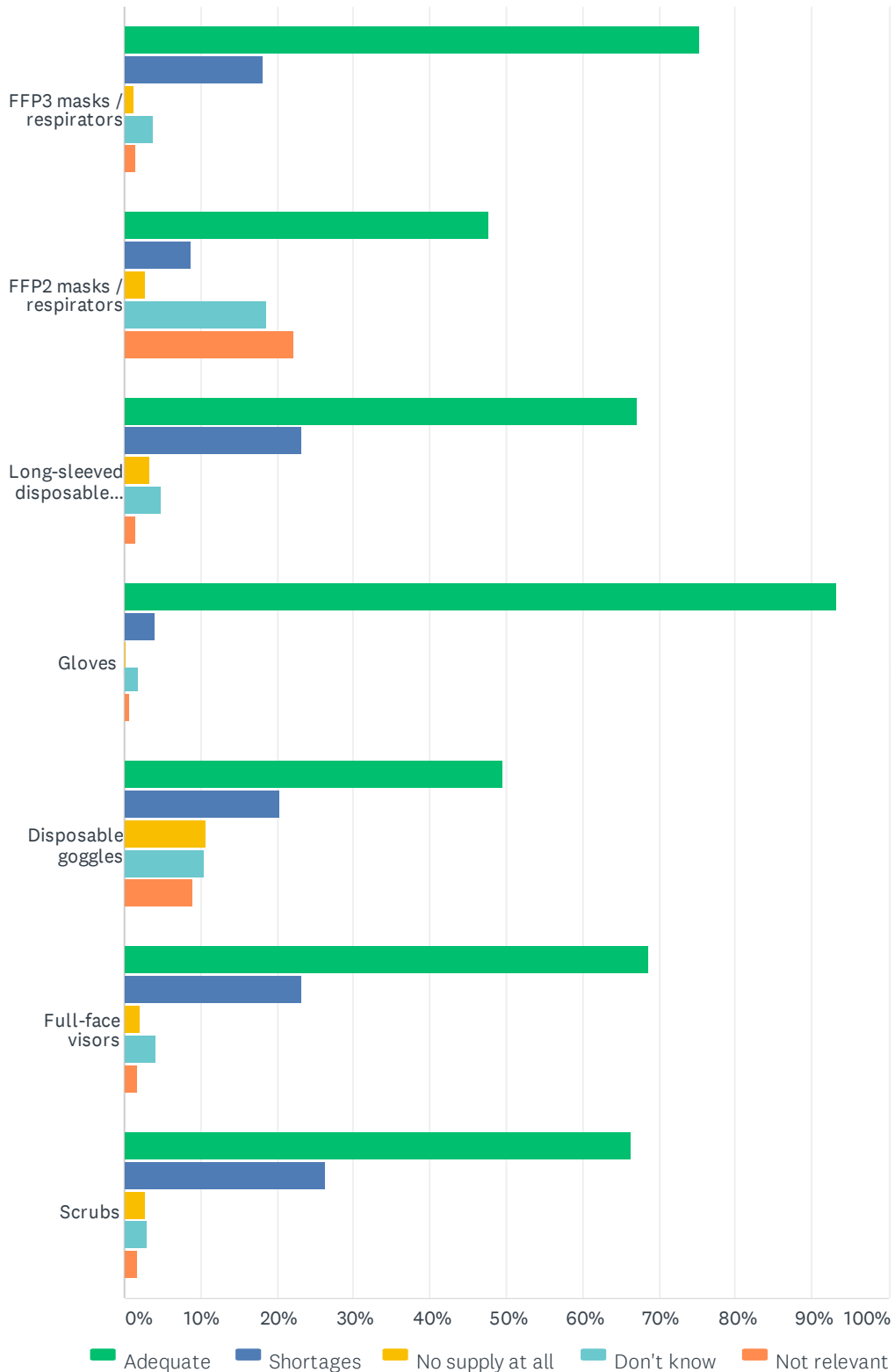
Answered: 5,885



ANSWER CHOICES	RESPONSES	
Yes	53.63%	3,156
No	46.37%	2,729
TOTAL		5,885

# Over the last week, have you had adequate supplies or shortages of the following PPE when working in an AGP area?

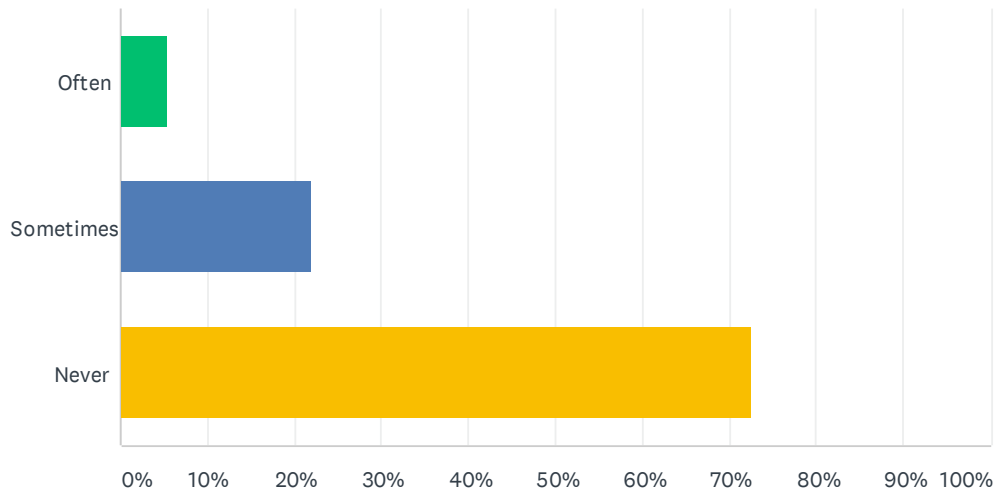
Answered: 3,073



	ADEQUATE	SHORTAGES	NO SUPPLY AT ALL	DON'T KNOW	NOT RELEVANT	TOTAL
FFP3 masks / respirators	75.33% 2,311	18.29% 561	1.17% 36	3.85% 118	1.37% 42	3,068
FFP2 masks / respirators	47.71% 1,414	8.74% 259	2.80% 83	18.59% 551	22.17% 657	2,964
Long-sleeved disposable gowns	67.18% 2,059	23.26% 713	3.26% 100	4.89% 150	1.40% 43	3,065
Gloves	93.27% 2,854	3.92% 120	0.13% 4	1.96% 60	0.72% 22	3,060
Disposable goggles	49.66% 1,512	20.39% 621	10.64% 324	10.41% 317	8.90% 271	3,045
Full-face visors	68.72% 2,102	23.24% 711	2.16% 66	4.18% 128	1.70% 52	3,059
Scrubs	66.37% 2,033	26.44% 810	2.68% 82	2.91% 89	1.60% 49	3,063

## Have you ever felt pressured when working in an AGP area to see a patient without adequate protection?

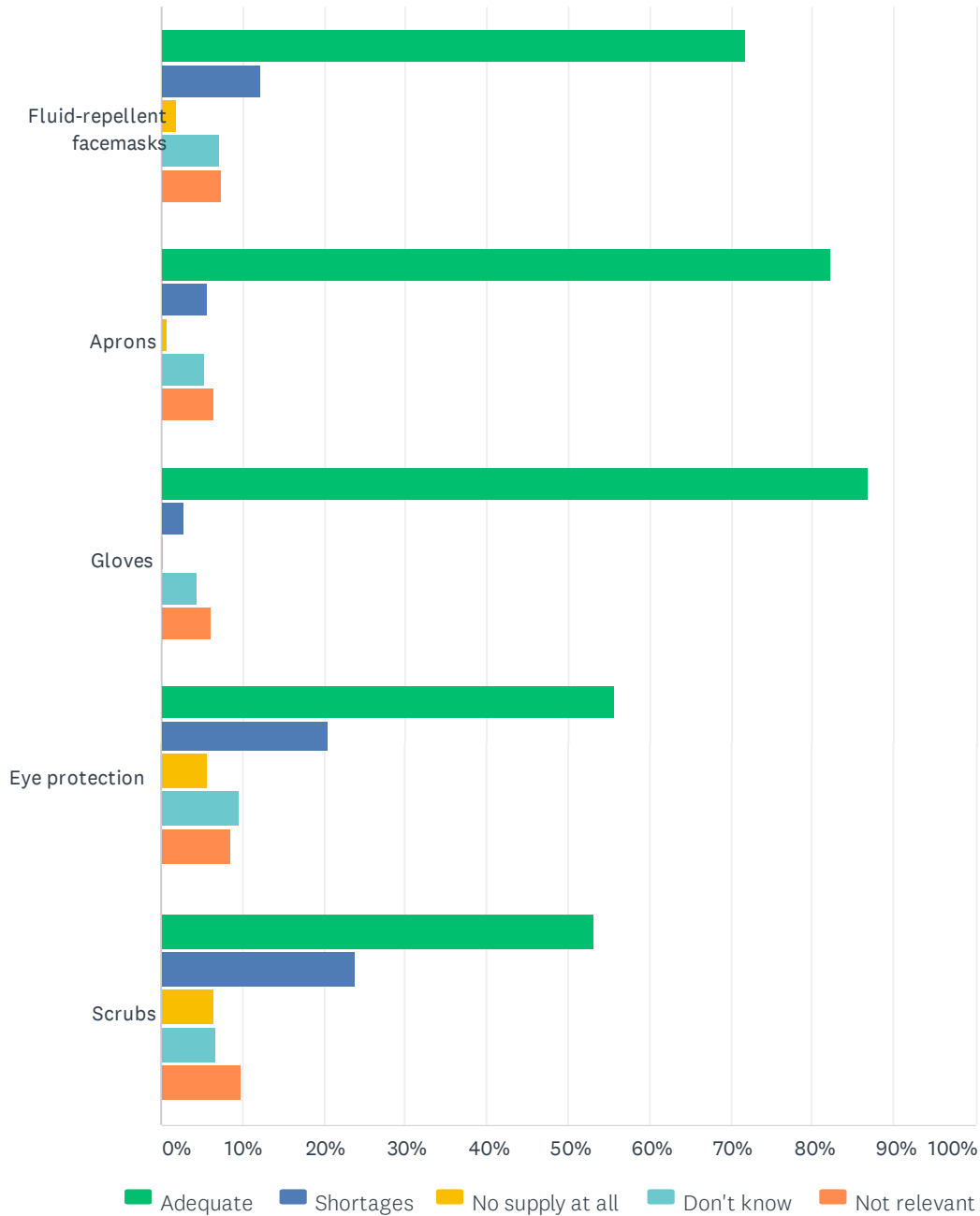
Answered: 3,060



ANSWER CHOICES	RESPONSES	
Often	5.42%	166
Sometimes	21.90%	670
Never	72.68%	2,224
TOTAL		3,060

We next want to ask about PPE in other (non-AGP) settings to be used by healthcare workers who are in contact with patients with possible or confirmed COVID-19. Over the last week, have you had adequate supplies or shortages of the following PPE?

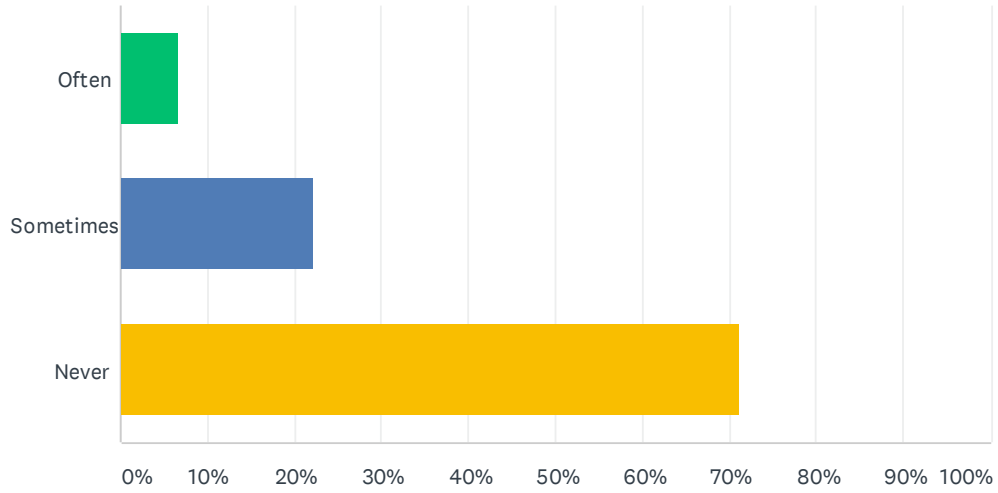
Answered: 5,635



	ADEQUATE	SHORTAGES	NO SUPPLY AT ALL	DON'T KNOW	NOT RELEVANT	TOTAL
Fluid-repellent facemasks	71.66% 4,034	12.08% 680	1.92% 108	7.11% 400	7.23% 407	5,629
Aprons	82.23% 4,627	5.60% 315	0.60% 34	5.14% 289	6.43% 362	5,627
Gloves	86.84% 4,878	2.62% 147	0.21% 12	4.31% 242	6.02% 338	5,617
Eye protection	55.73% 3,133	20.60% 1,158	5.55% 312	9.55% 537	8.57% 482	5,622
Scrubs	53.08% 2,986	23.89% 1,344	6.51% 366	6.72% 378	9.80% 551	5,625

## Have you ever felt pressured when working in other (non-AGP) settings to see a patient without adequate protection?

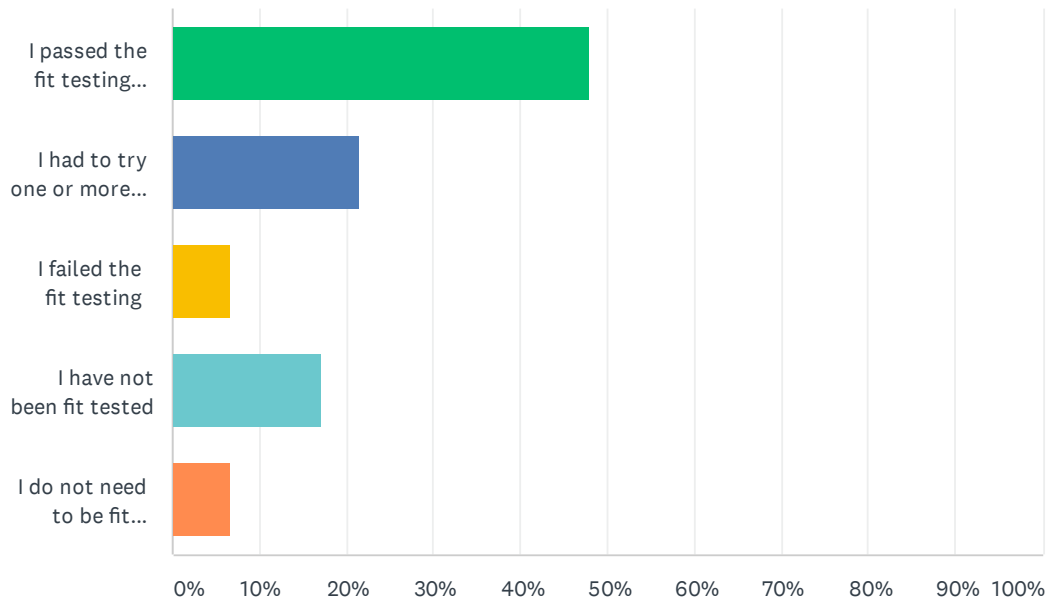
Answered: 5,606



ANSWER CHOICES	RESPONSES	
Often	6.69%	375
Sometimes	22.14%	1,241
Never	71.17%	3,990
TOTAL		5,606

## If you have been fit tested for a mask/respirator, which of the following best describes your experience?

Answered: 5,608

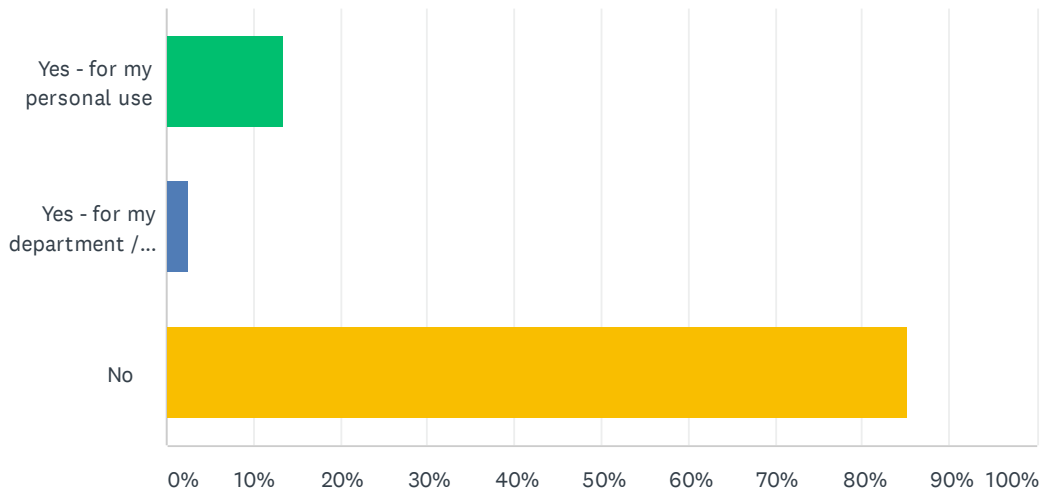


ANSWER CHOICES	RESPONSES	
I passed the fit testing first time	47.93%	2,688
I had to try one or more alternative masks/respirator before passing	21.52%	1,207
I failed the fit testing	6.76%	379
I have not been fit tested	17.06%	957
I do not need to be fit tested	6.72%	377
<b>TOTAL</b>		<b>5,608</b>



# Within the last week, have you had to purchase items of PPE directly yourself, due to non-availability of official NHS procurement supplies?

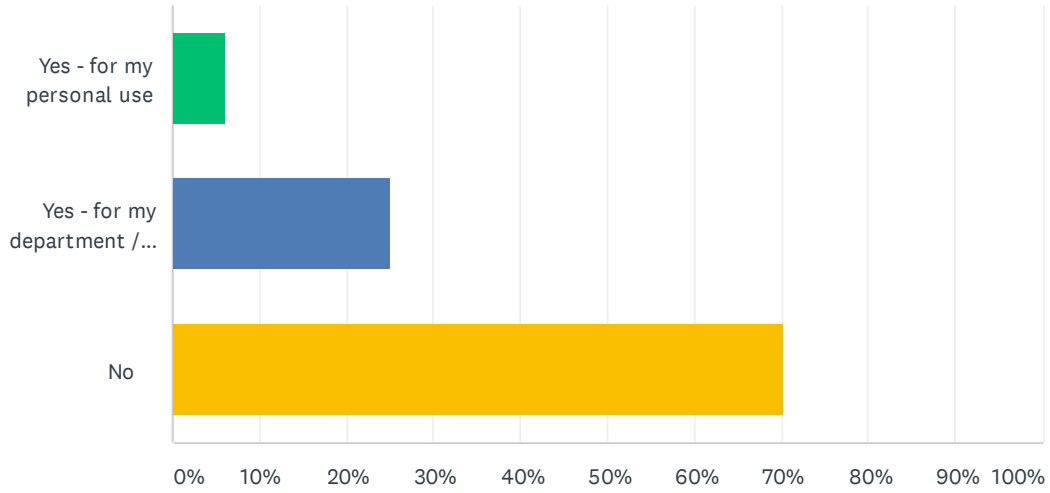
Answered: 5,500



ANSWER CHOICES	RESPONSES	
Yes - for my personal use	13.47%	741
Yes - for my department / practice	2.44%	134
No	85.11%	4,681
Total Respondents: 5,500		

## Within the last week, have you received supplies of PPE as an external donation (e.g. charity, local firms)?

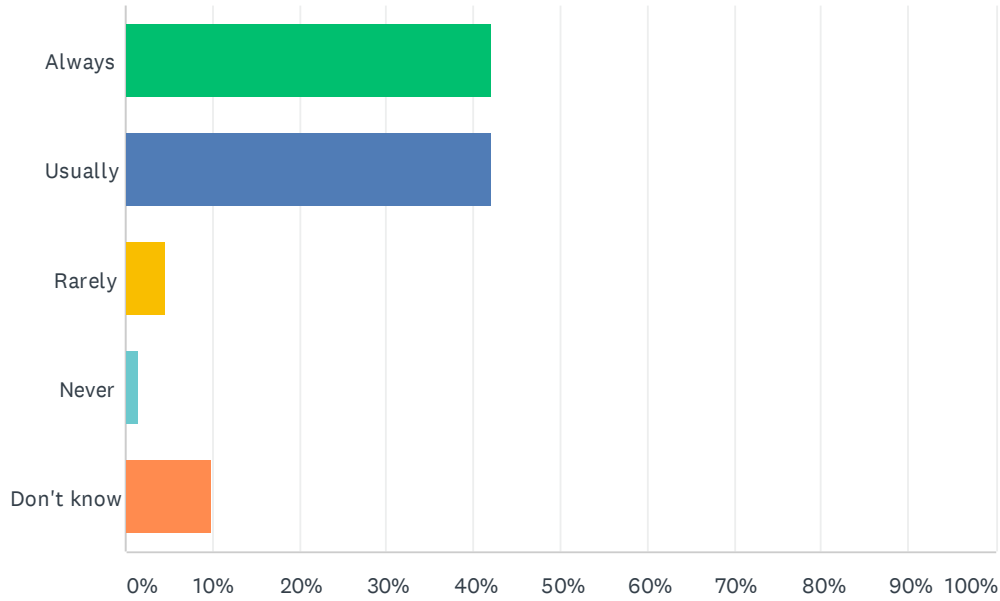
Answered: 5,501



ANSWER CHOICES	RESPONSES	
Yes - for my personal use	6.09%	335
Yes - for my department / practice	25.20%	1,386
No	70.28%	3,866
Total Respondents: 5,501		

## Do you have sufficient PPE for safe contact with both possible /confirmed COVID-19 patients, and with "Non-COVID" symptoms patients?

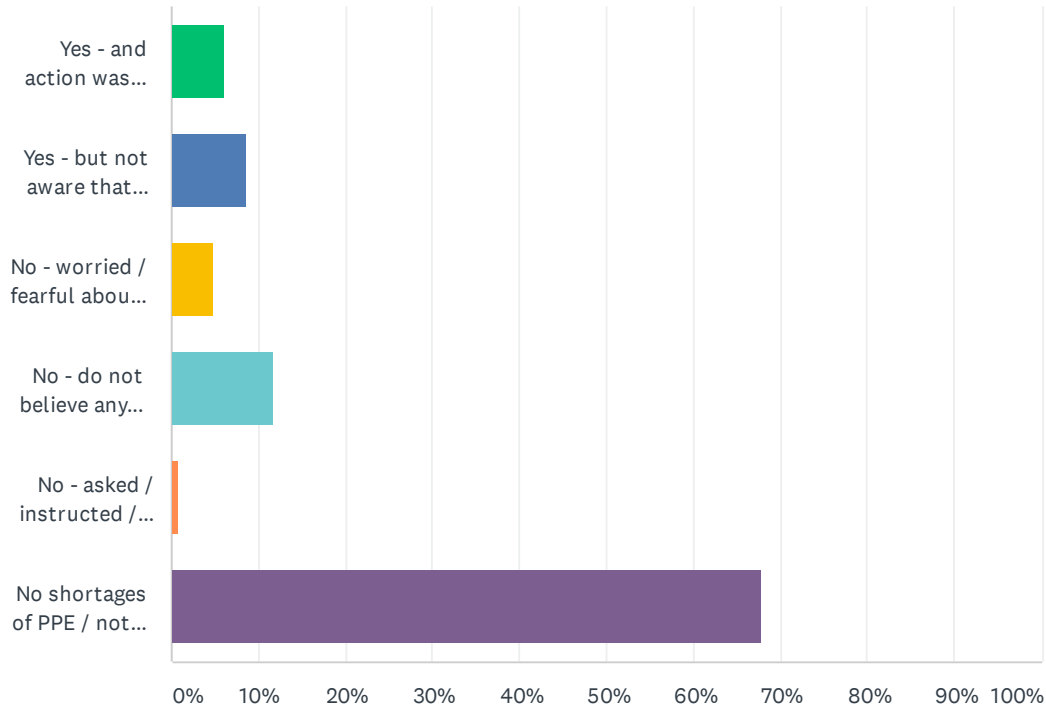
Answered: 5,501



ANSWER CHOICES	RESPONSES	
Always	41.99%	2,310
Usually	41.99%	2,310
Rarely	4.58%	252
Never	1.56%	86
Don't know	9.87%	543
<b>TOTAL</b>		<b>5,501</b>

Within the last week, have you reported or spoken out to your employer or local health service management about the shortage of PPE in your place of work? Please tick which answer best reflects your situation

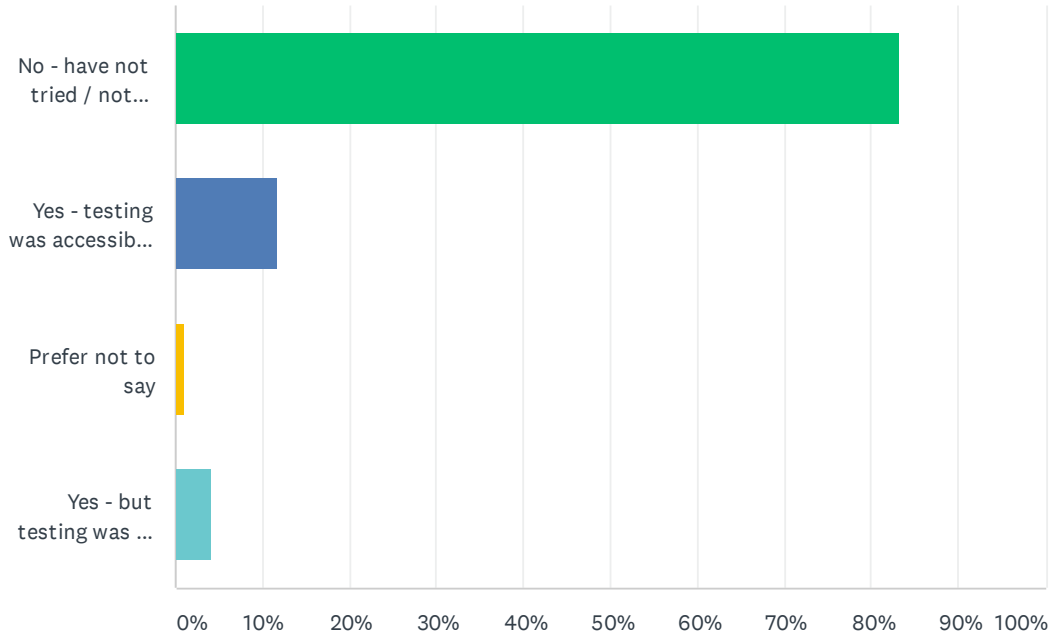
Answered: 5,495



ANSWER CHOICES	RESPONSES	
Yes - and action was taken	6.15%	338
Yes - but not aware that action was taken	8.66%	476
No - worried / fearful about reporting / speaking out	4.84%	266
No - do not believe any action would be taken	11.67%	641
No - asked / instructed / threatened to not speak out	0.82%	45
No shortages of PPE / not applicable	67.86%	3,729
<b>TOTAL</b>		<b>5,495</b>

## Within the last week, have you, or a member of your household, tried to access testing for Coronavirus (in your place of work, local NHS, or online)?

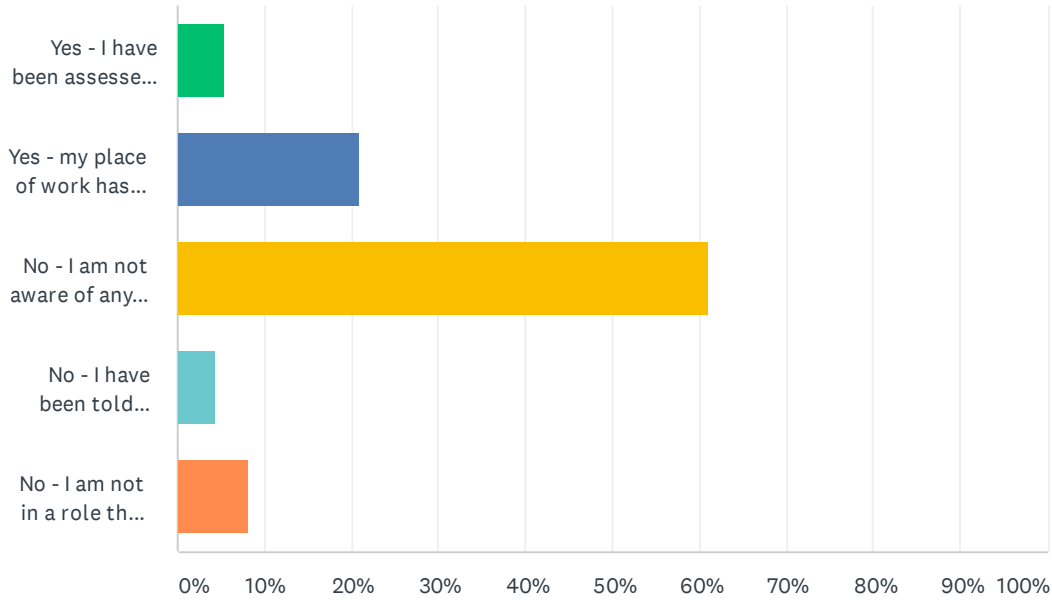
Answered: 5,461



ANSWER CHOICES	RESPONSES	
No - have not tried / not needed	83.23%	4,545
Yes - testing was accessible / timely / convenient	11.63%	635
Prefer not to say	1.01%	55
Yes - but testing was not accessible / not timely / not convenient (please explain why)	4.14%	226
<b>TOTAL</b>		<b>5,461</b>

Have you been risk assessed in your place of work to test if you might be at increased risk from contact with Coronavirus patients in your current role? Please select whichever answer best matches your situation

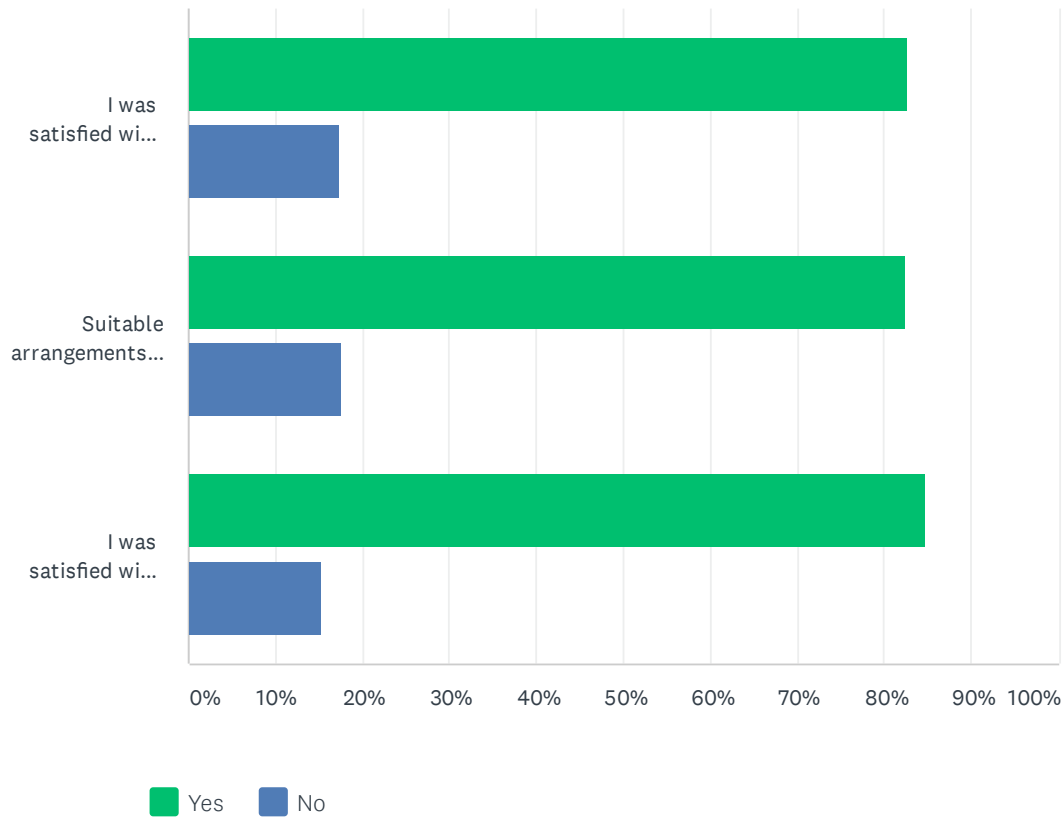
Answered: 5,471



ANSWER CHOICES	RESPONSES	
Yes - I have been assessed in person (including occupational health)	5.43%	297
Yes - my place of work has undertaken a desk-based assessment	20.91%	1,144
No - I am not aware of any risk assessment in my place of work	61.03%	3,339
No - I have been told explicitly I do not need to be assessed	4.42%	242
No - I am not in a role that requires assessment	8.21%	449
<b>TOTAL</b>		<b>5,471</b>

## Please answer Yes or No to the following questions about your risk assessment

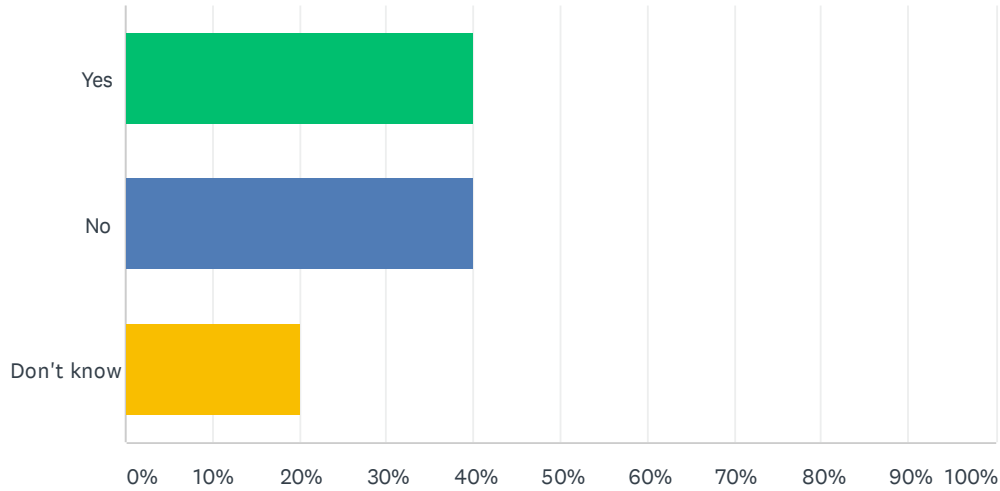
Answered: 1,429



	YES	NO	TOTAL
I was satisfied with the process of the assessment	82.55% 1,178	17.45% 249	1,427
Suitable arrangements were made for me as a result	82.40% 1,142	17.60% 244	1,386
I was satisfied with the outcome of the assessment	84.82% 1,179	15.18% 211	1,390

## Do you believe that you should have been risk-assessed to test if you might be at increased risk from contact with Coronavirus patients in your current role?

Answered: 3,577

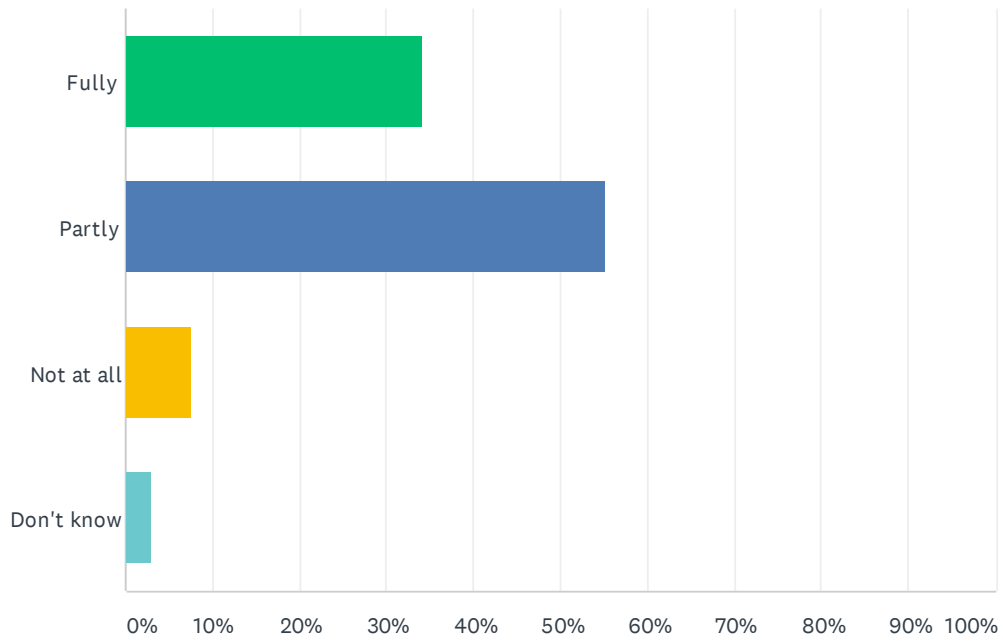


ANSWER CHOICES	RESPONSES	
Yes	39.92%	1,428
No	39.95%	1,429
Don't know	20.13%	720
<b>TOTAL</b>		<b>3,577</b>



## Taking everything into account, do you feel safely protected from coronavirus infection in your place of work?

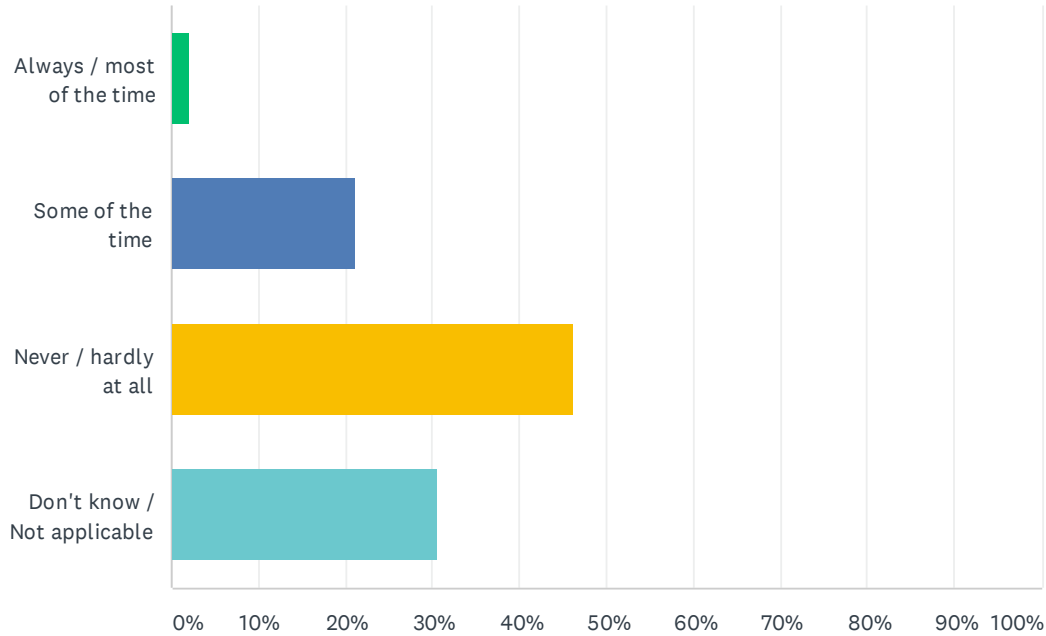
Answered: 5,431



ANSWER CHOICES	RESPONSES	
Fully	34.19%	1,857
Partly	55.31%	3,004
Not at all	7.49%	407
Don't know	3.00%	163
TOTAL		5,431

## How frequently, if at all, are you experiencing any shortages of medicines, medical gases (e.g. oxygen or other therapeutics in your place of work?

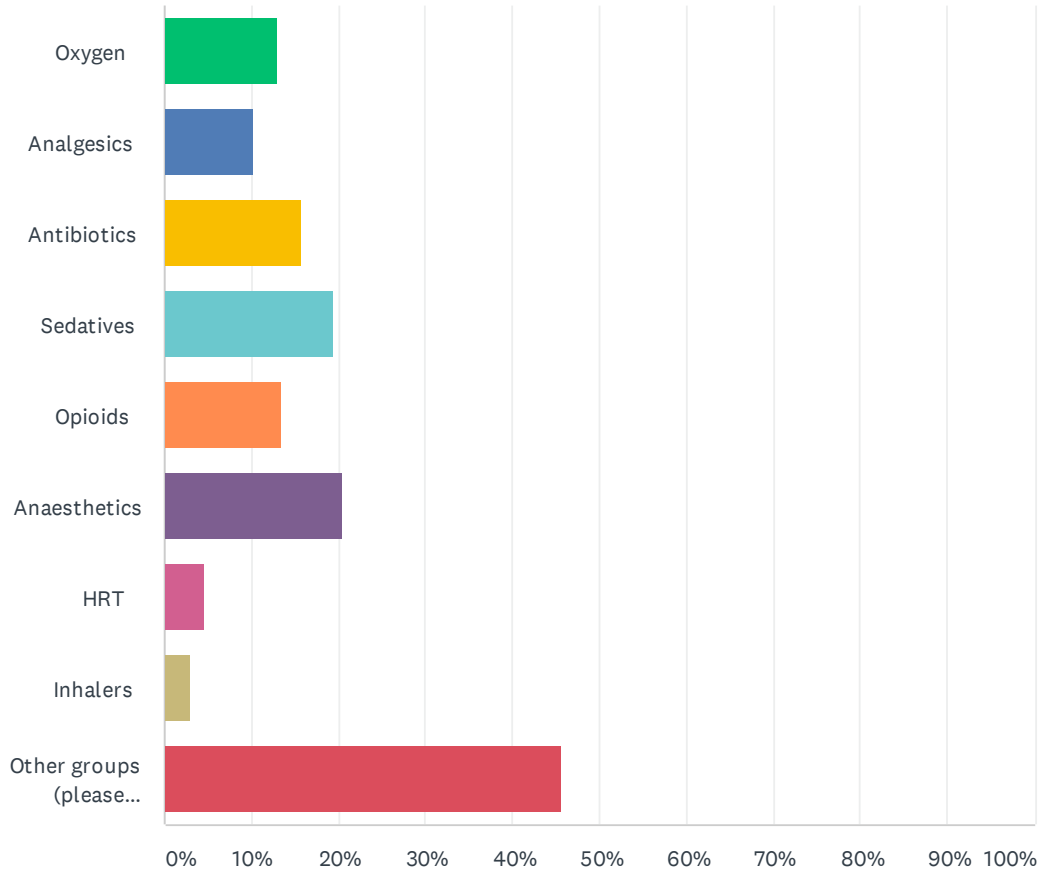
Answered: 5,363



ANSWER CHOICES	RESPONSES	
Always / most of the time	2.13%	114
Some of the time	21.14%	1,134
Never / hardly at all	46.13%	2,474
Don't know / Not applicable	30.60%	1,641
<b>TOTAL</b>		<b>5,363</b>

## Which, if any, groups of medicines are you experiencing shortages of, compared with the situation pre-pandemic?

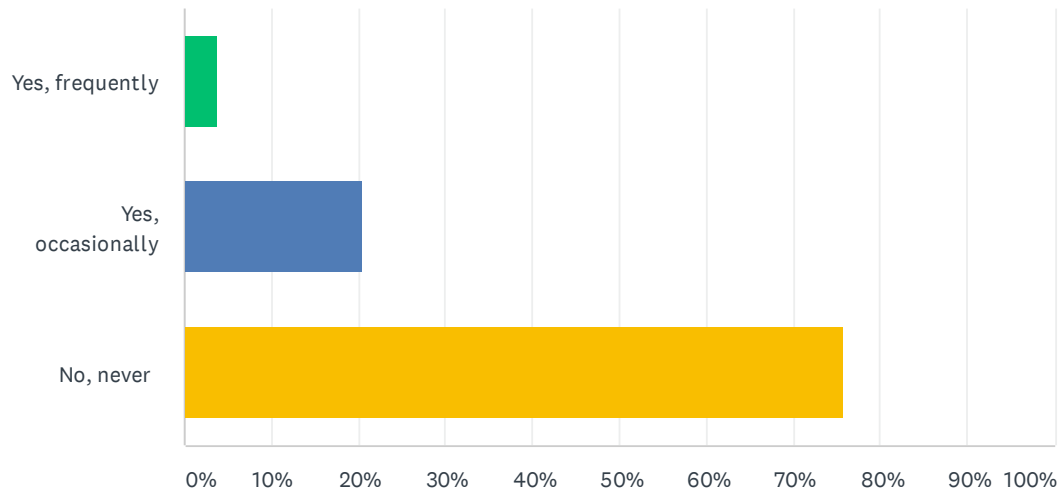
Answered: 2,854



ANSWER CHOICES	RESPONSES	
Oxygen	13.07%	373
Analgesics	10.30%	294
Antibiotics	15.63%	446
Sedatives	19.48%	556
Opioids	13.35%	381
Anaesthetics	20.46%	584
HRT	4.56%	130
Inhalers	2.98%	85
Other groups (please specify)	45.69%	1,304
Total Respondents: 2,854		

## Have any current, or expected future, shortages forced you to provide less effective treatment to your patients than you would normally?

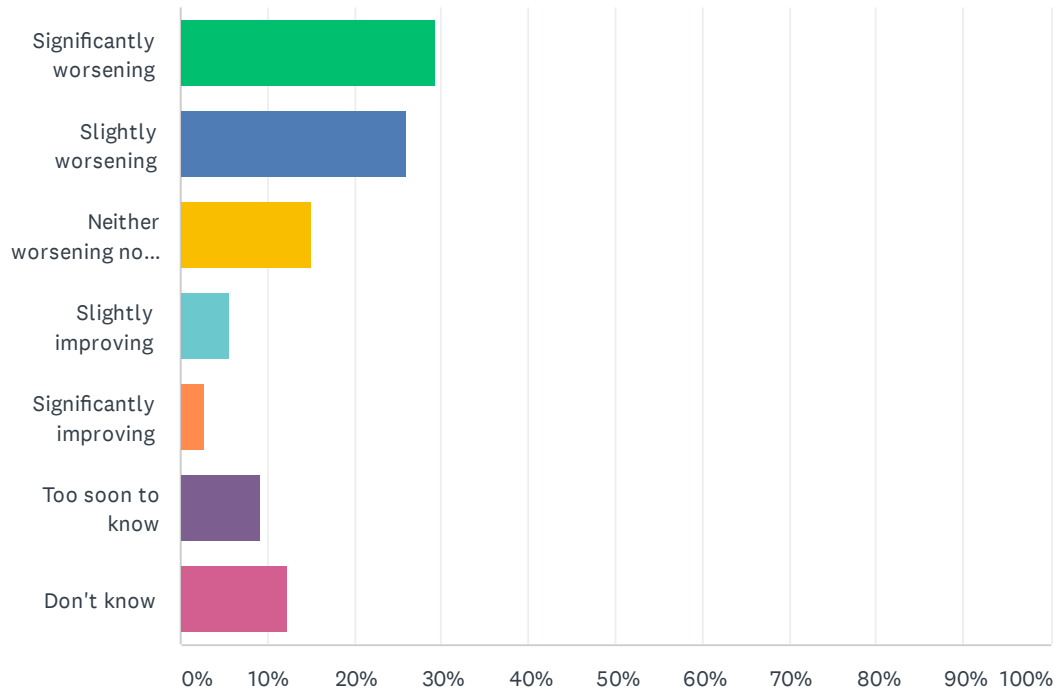
Answered: 5,246



ANSWER CHOICES	RESPONSES	
Yes, frequently	3.72%	195
Yes, occasionally	20.59%	1,080
No, never	75.70%	3,971
TOTAL		5,246

## To what extent is prioritisation of patients with possible or confirmed COVID-19 in your place of work or the local NHS affecting the care available to those patients with no COVID-19 symptoms?

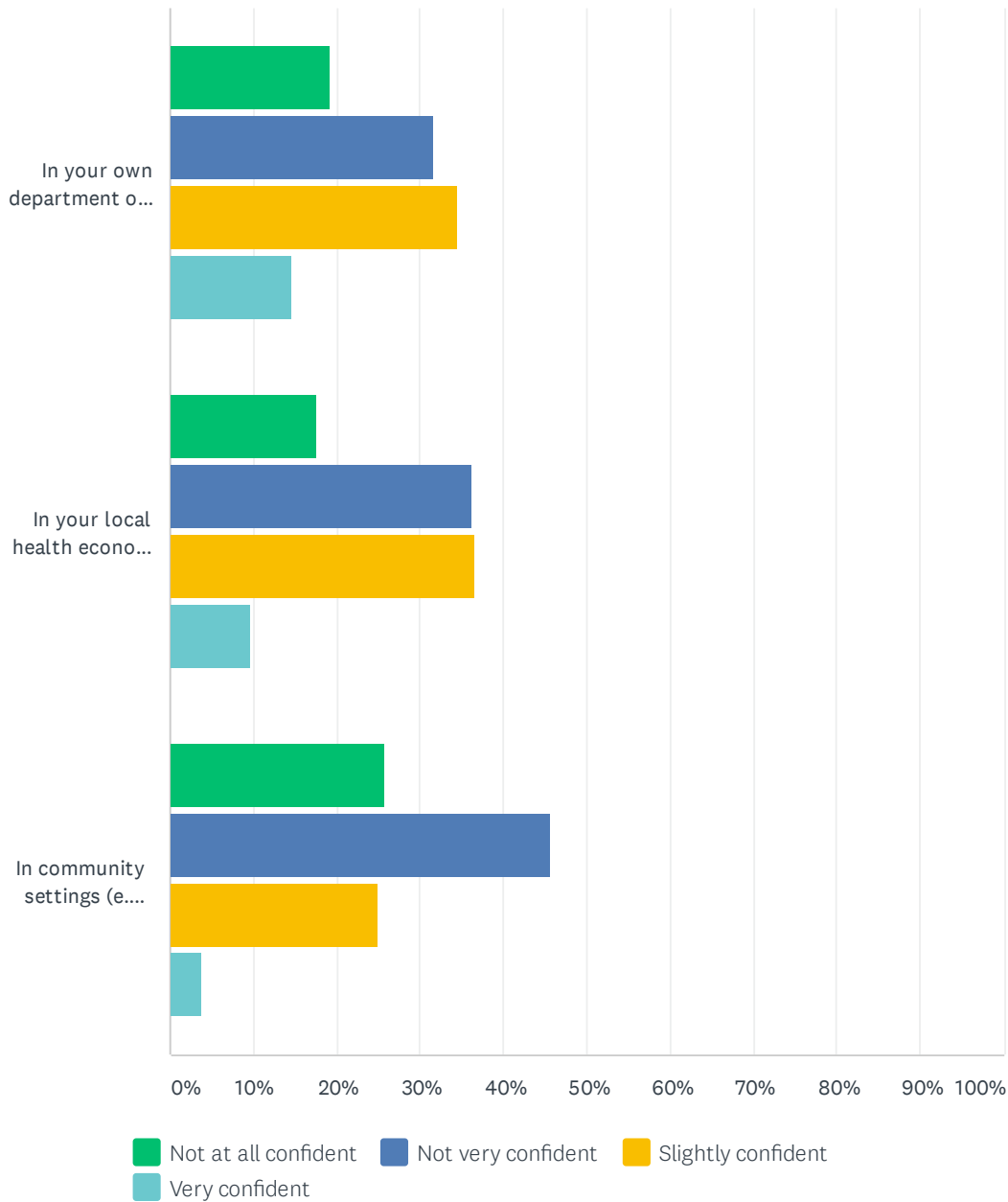
Answered: 5,236



ANSWER CHOICES	RESPONSES	
Significantly worsening	29.22%	1,530
Slightly worsening	25.88%	1,355
Neither worsening nor improving	14.99%	785
Slightly improving	5.63%	295
Significantly improving	2.69%	141
Too soon to know	9.21%	482
Don't know	12.38%	648
<b>TOTAL</b>		<b>5,236</b>

# How confident are you about your ability to manage patient demand as normal NHS services are resumed?

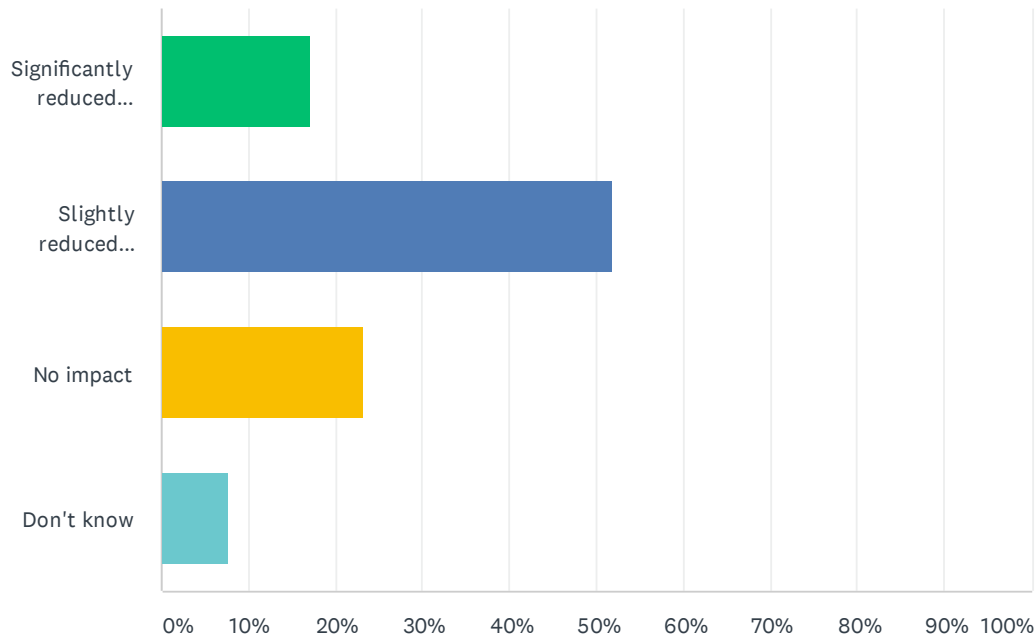
Answered: 5,226



	NOT AT ALL CONFIDENT	NOT VERY CONFIDENT	SLIGHTLY CONFIDENT	VERY CONFIDENT	TOTAL
In your own department or practice	19.19% 1,002	31.51% 1,645	34.57% 1,805	14.73% 769	5,221
In your local health economy (e.g. accessing diagnostics)	17.61% 905	36.21% 1,861	36.52% 1,877	9.67% 497	5,140
In community settings (e.g. care homes)	25.67% 1,238	45.71% 2,204	24.84% 1,198	3.77% 182	4,822

## What impact is self-isolation having in your place of work with regard to staffing capacity and workload?

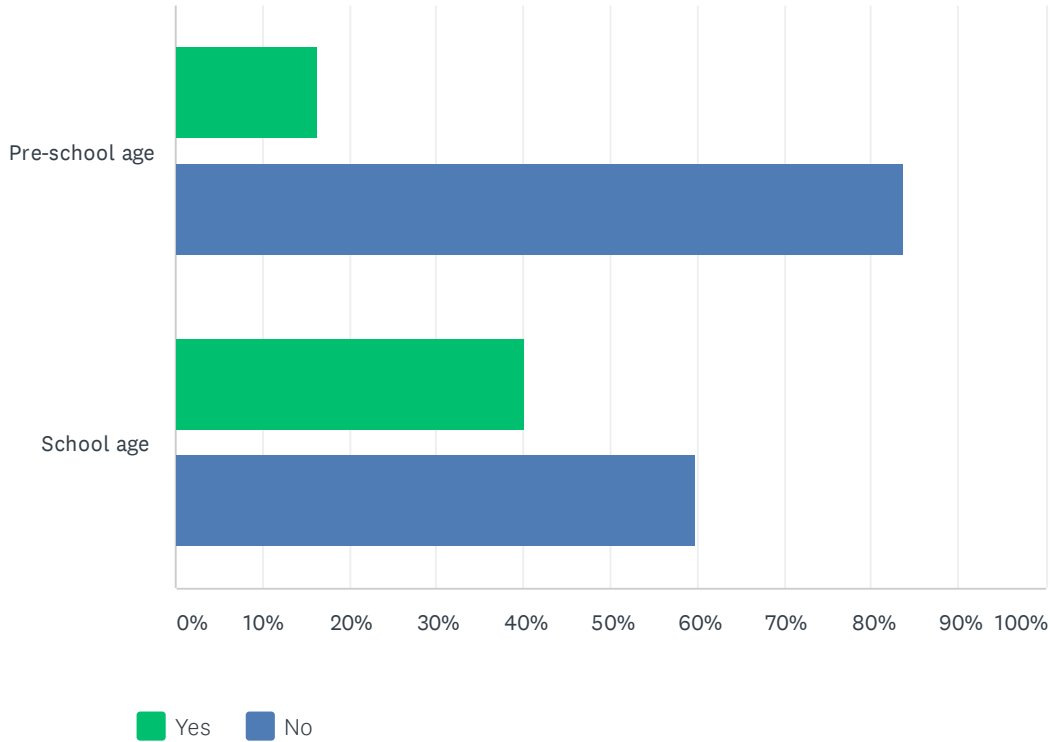
Answered: 5,219



ANSWER CHOICES	RESPONSES	
Significantly reduced capacity / increased workload	17.23%	899
Slightly reduced capacity / increased workload	51.93%	2,710
No impact	23.15%	1,208
Don't know	7.70%	402
<b>TOTAL</b>		<b>5,219</b>

## Do you have any dependent children?

Answered: 5,235

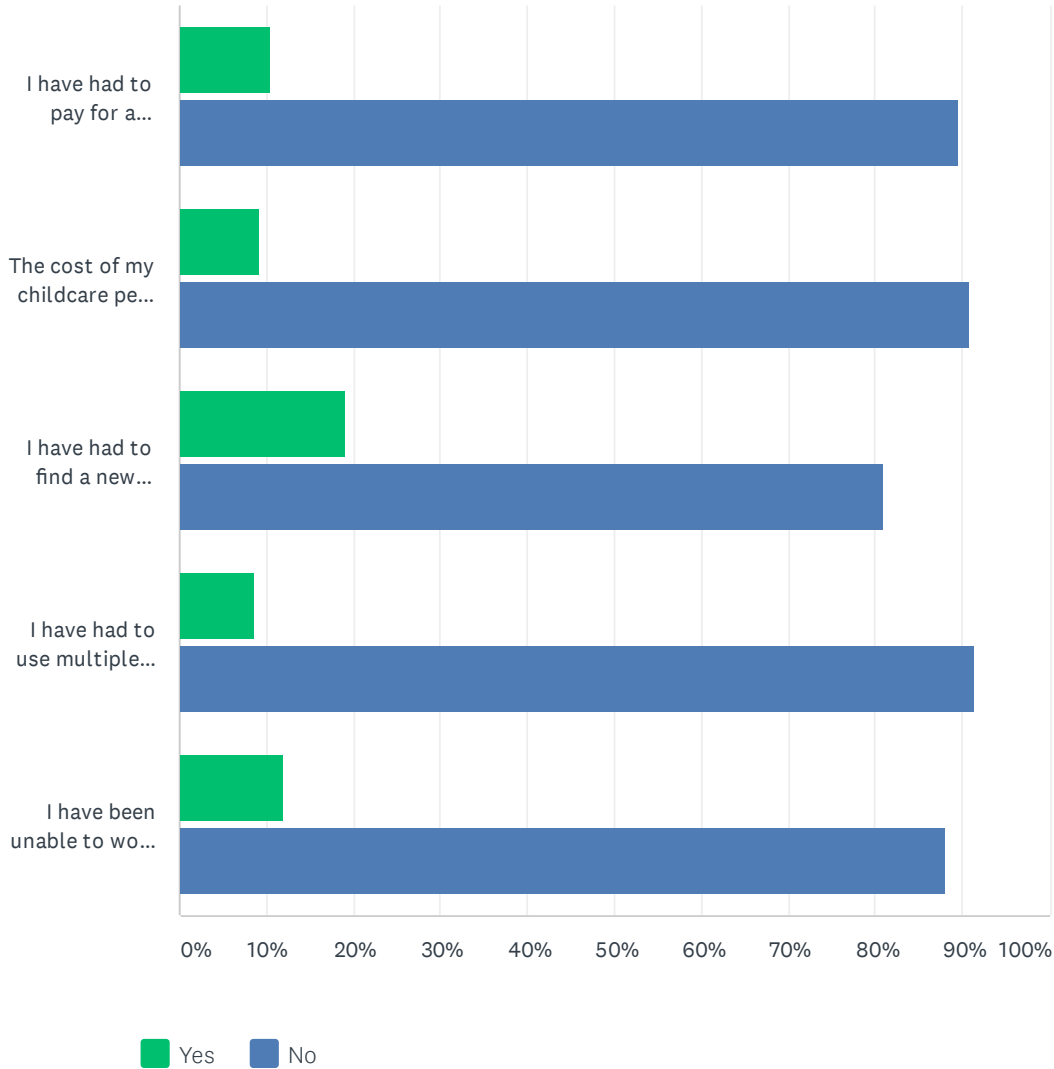


	YES	NO	TOTAL
Pre-school age	16.32% 747	83.68% 3,831	4,578
School age	40.16% 2,011	59.84% 2,997	5,008



# Have you had to make any changes to your childcare or working arrangements in order to manage work and family life during the pandemic?

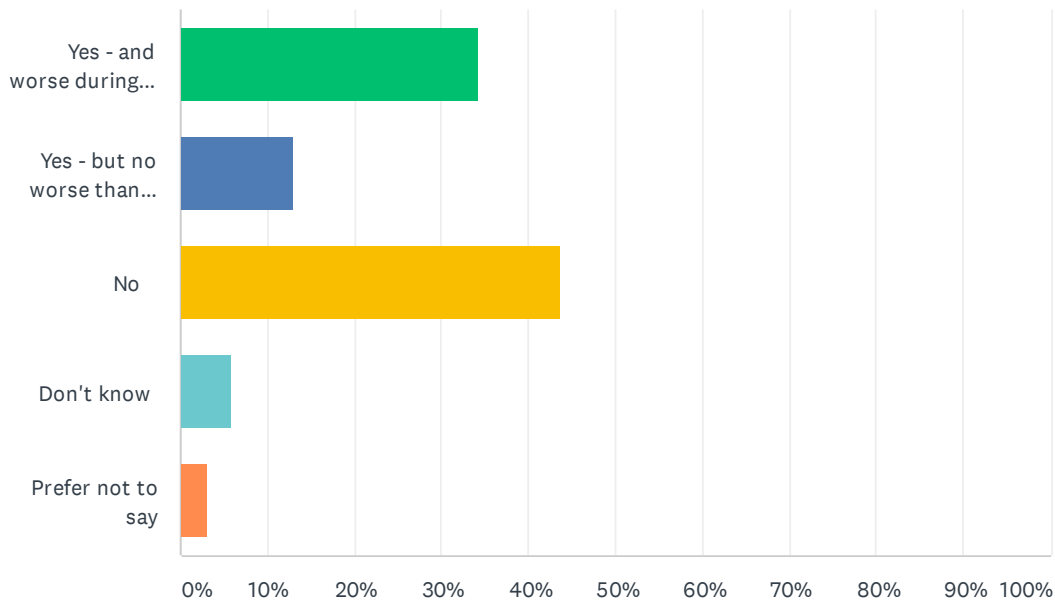
Answered: 2,304



	YES	NO	TOTAL
I have had to pay for a greater number of hours of childcare	10.39% 232	89.61% 2,001	2,233
The cost of my childcare per hour has gone up	9.12% 203	90.88% 2,022	2,225
I have had to find a new childcare provider because my normal childcare was not available	19.02% 428	80.98% 1,822	2,250
I have had to use multiple childcare providers	8.64% 192	91.36% 2,031	2,223
I have been unable to work or have had to reduce my hours because I could not find sufficient / any childcare	11.89% 267	88.11% 1,979	2,246

During this pandemic, do you consider that you are currently suffering from any of depression, anxiety, stress, burnout\*, emotional distress or other mental health condition relating to or made worse by your work? (\*Burnout is characterised by a state of emotional, mental and physical exhaustion caused by excessive and prolonged stress)

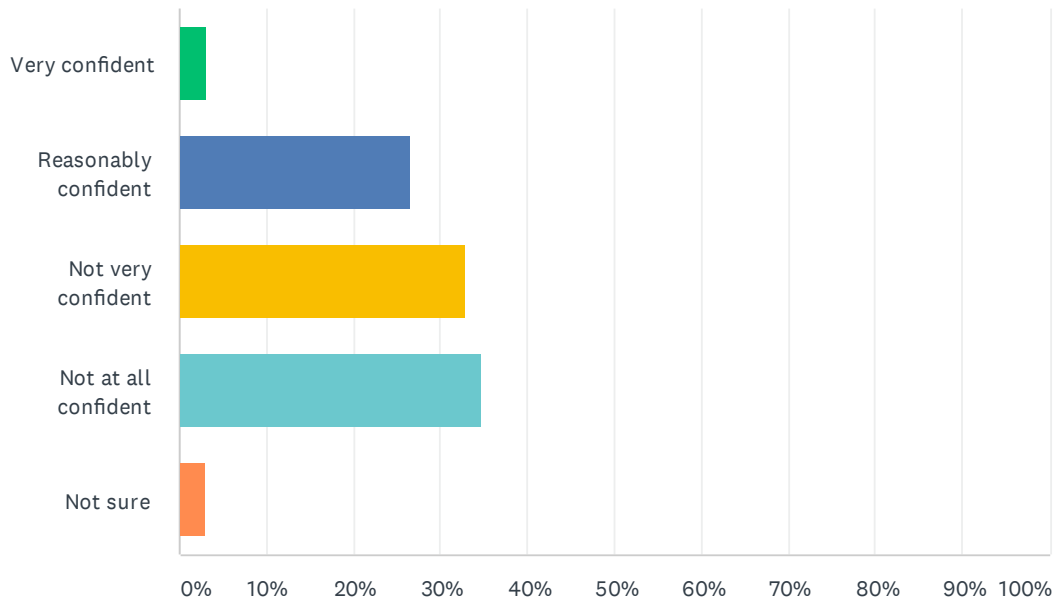
Answered: 5,196



ANSWER CHOICES	RESPONSES	
Yes - and worse during this pandemic than before	34.33%	1,784
Yes - but no worse than before this pandemic	13.01%	676
No	43.65%	2,268
Don't know	5.85%	304
Prefer not to say	3.16%	164
<b>TOTAL</b>		<b>5,196</b>

## Please rate how confident you feel about how your own government has handled the pandemic to date?

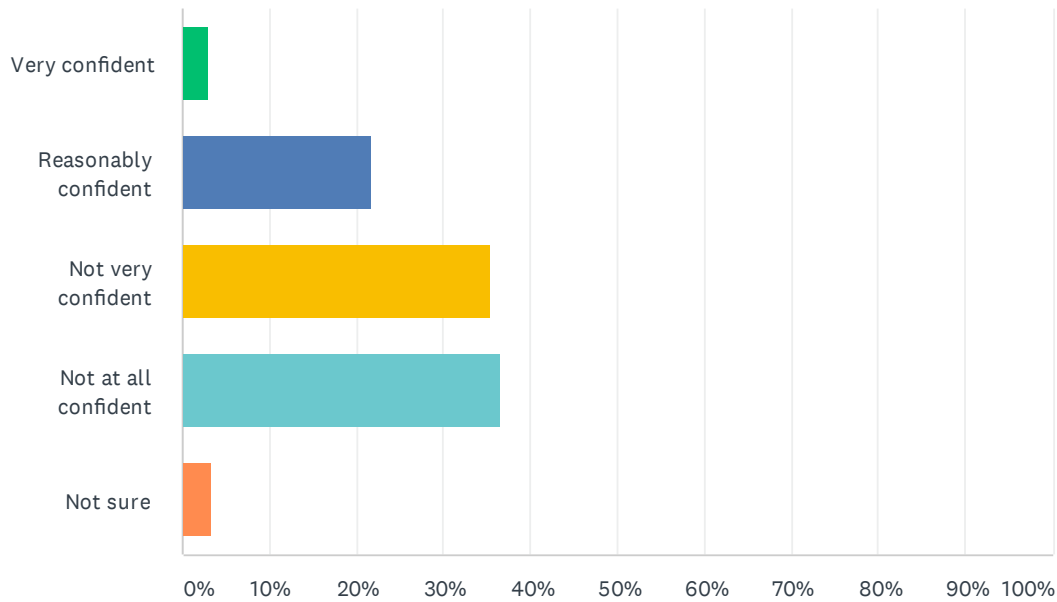
Answered: 4,927



ANSWER CHOICES	RESPONSES	
Very confident	3.06%	151
Reasonably confident	26.47%	1,304
Not very confident	32.94%	1,623
Not at all confident	34.69%	1,709
Not sure	2.84%	140
TOTAL		4,927

## Please rate how confident you feel about your own government's plans to ease lockdown?

Answered: 4,930



ANSWER CHOICES	RESPONSES	
Very confident	2.96%	146
Reasonably confident	21.72%	1,071
Not very confident	35.40%	1,745
Not at all confident	36.57%	1,803
Not sure	3.35%	165
TOTAL		4,930