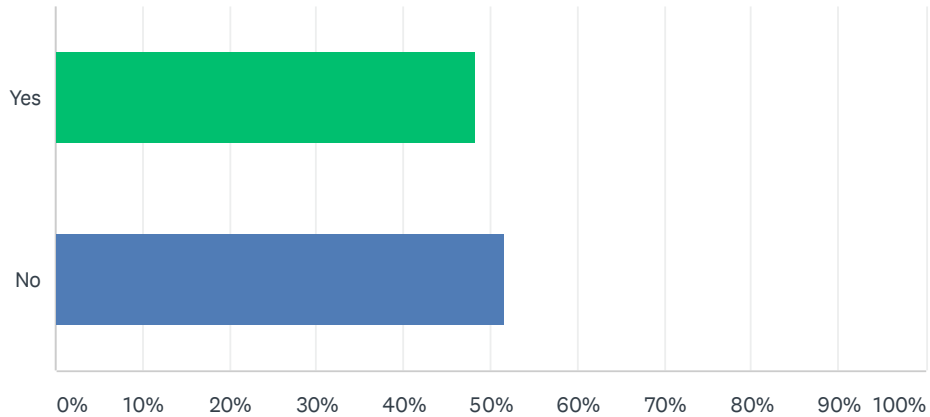


We first want to ask about PPE for high-risk procedures to be used by healthcare workers delivering or assisting with an aerosol generating procedure (AGP) including in Intensive Care Units or the hot zone of an Emergency Department. Do you work in an AGP area?

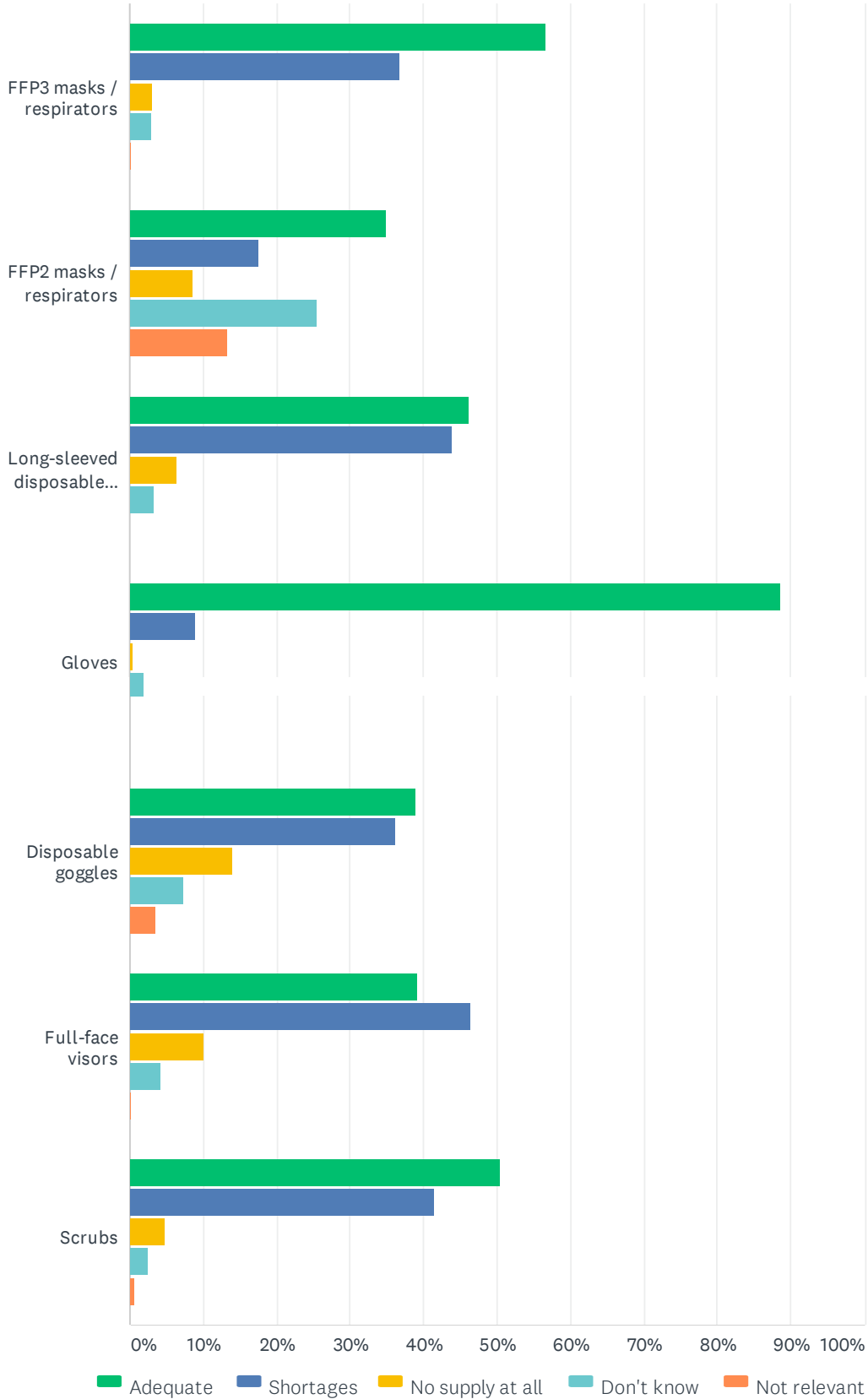
Answered: 3,382



ANSWER CHOICES	RESPONSES	
Yes	48.34%	1,635
No	51.66%	1,747
TOTAL		3,382

Do you currently have adequate supplies or shortages of the following PPE when working in an AGP area?

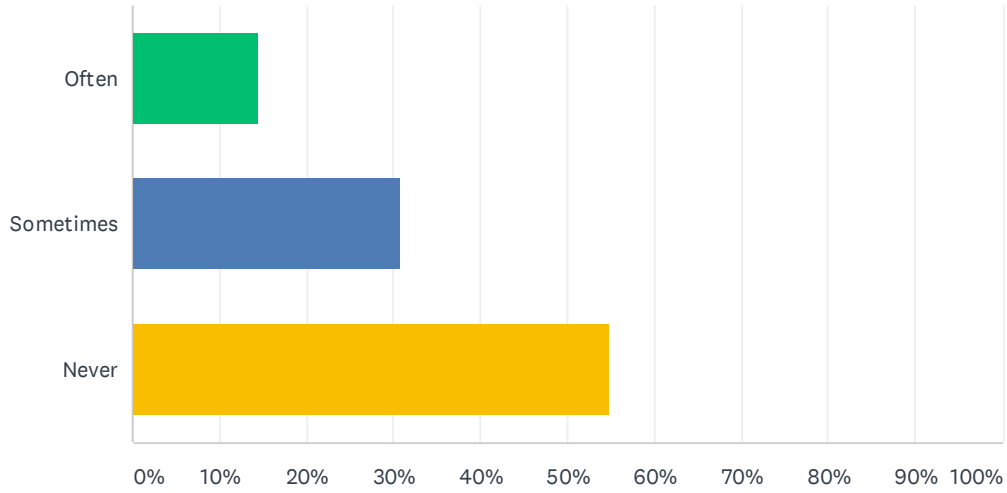
Answered: 1,537



	ADEQUATE	SHORTAGES	NO SUPPLY AT ALL	DON'T KNOW	NOT RELEVANT	TOTAL
FFP3 masks / respirators	56.71% 871	36.91% 567	3.19% 49	2.93% 45	0.26% 4	1,536
FFP2 masks / respirators	34.93% 518	17.60% 261	8.56% 127	25.56% 379	13.35% 198	1,483
Long-sleeved disposable gowns	46.16% 704	43.93% 670	6.43% 98	3.41% 52	0.07% 1	1,525
Gloves	88.71% 1,352	8.99% 137	0.33% 5	1.97% 30	0.00% 0	1,524
Disposable goggles	38.99% 595	36.17% 552	13.96% 213	7.40% 113	3.47% 53	1,526
Full-face visors	39.22% 600	46.41% 710	10.00% 153	4.25% 65	0.13% 2	1,530
Scrubs	50.49% 772	41.47% 634	4.91% 75	2.55% 39	0.59% 9	1,529

Have you ever felt pressured when working in an AGP area to see a patient without adequate protection?

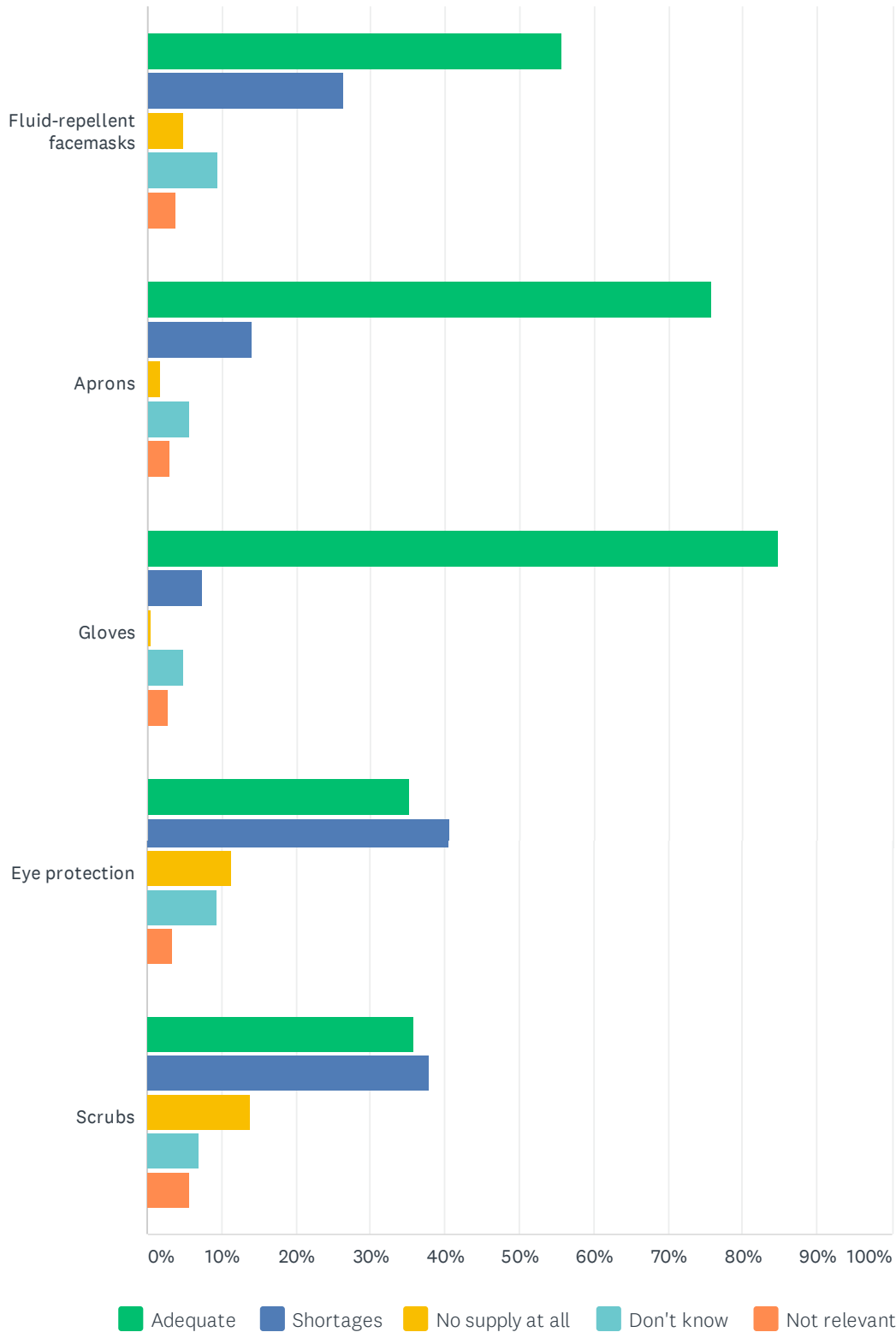
Answered: 1,529



ANSWER CHOICES	RESPONSES	
Often	14.45%	221
Sometimes	30.74%	470
Never	54.81%	838
TOTAL		1,529

We next want to ask about PPE in other (non-AGP) settings to be used by healthcare workers who are in contact with patients with possible or confirmed COVID-19. Do you currently have adequate supplies or shortages of the following PPE?

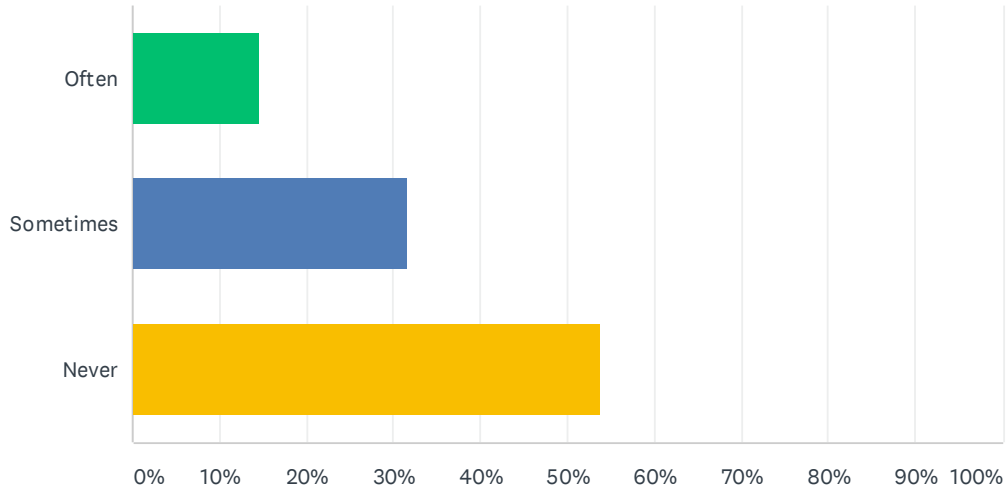
Answered: 3,064



	ADEQUATE	SHORTAGES	NO SUPPLY AT ALL	DON'T KNOW	NOT RELEVANT	TOTAL
Fluid-repellent facemasks	55.58% 1,702	26.45% 810	4.90% 150	9.34% 286	3.72% 114	3,062
Aprons	75.74% 2,313	14.05% 429	1.67% 51	5.70% 174	2.85% 87	3,054
Gloves	84.73% 2,575	7.31% 222	0.46% 14	4.84% 147	2.67% 81	3,039
Eye protection	35.05% 1,070	40.68% 1,242	11.33% 346	9.50% 290	3.44% 105	3,053
Scrubs	35.75% 1,093	37.81% 1,156	13.84% 423	6.93% 212	5.66% 173	3,057

Have you ever felt pressured when working in other (non-AGP) settings to see a patient without adequate protection?

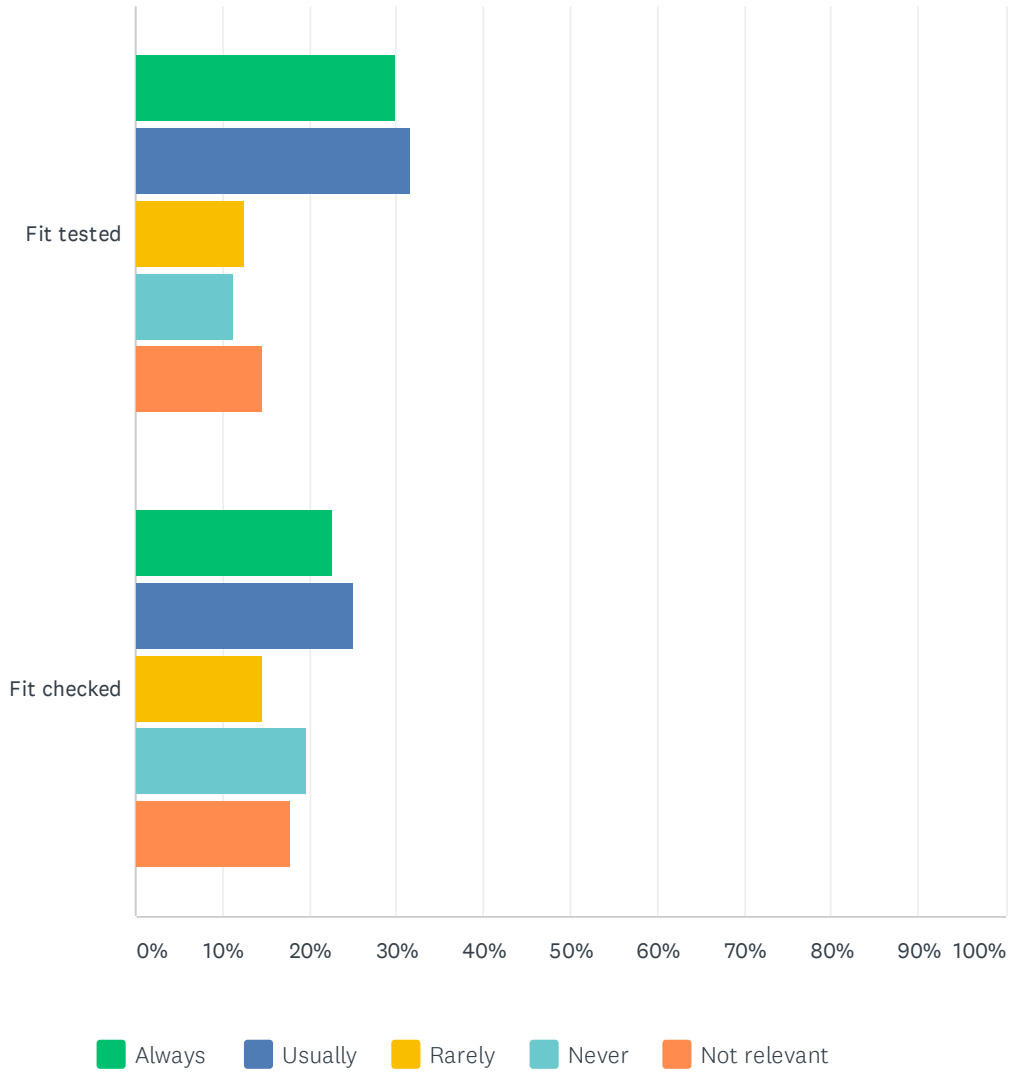
Answered: 3,046



ANSWER CHOICES	RESPONSES	
Often	14.71%	448
Sometimes	31.58%	962
Never	53.71%	1,636
TOTAL		3,046

If you are required to wear an FFP3 (or FFP2) mask / respirator, are there adequate provisions in your place of work for these to be fit tested to ensure an adequate seal according to the manufacturers' guidance, and fit checked (according to the manufacturers' guidance) every time an FFP3 (or FFP2) mask / respirator is donned to ensure an adequate seal has been achieved?

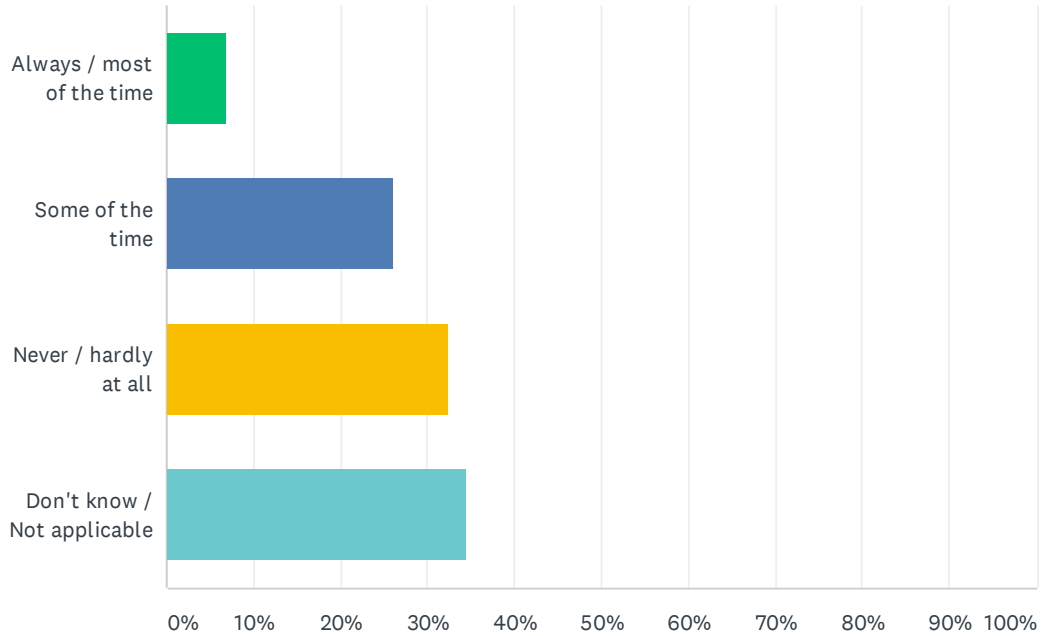
Answered: 2,976



	ALWAYS	USUALLY	RARELY	NEVER	NOT RELEVANT	TOTAL
Fit tested	29.90% 859	31.67% 910	12.46% 358	11.35% 326	14.62% 420	2,873
Fit checked	22.52% 657	25.20% 735	14.67% 428	19.75% 576	17.86% 521	2,917

How frequently, if at all, are you experiencing any shortages of medicines, medical gases (e.g. oxygen) or other therapeutics in your place of work?

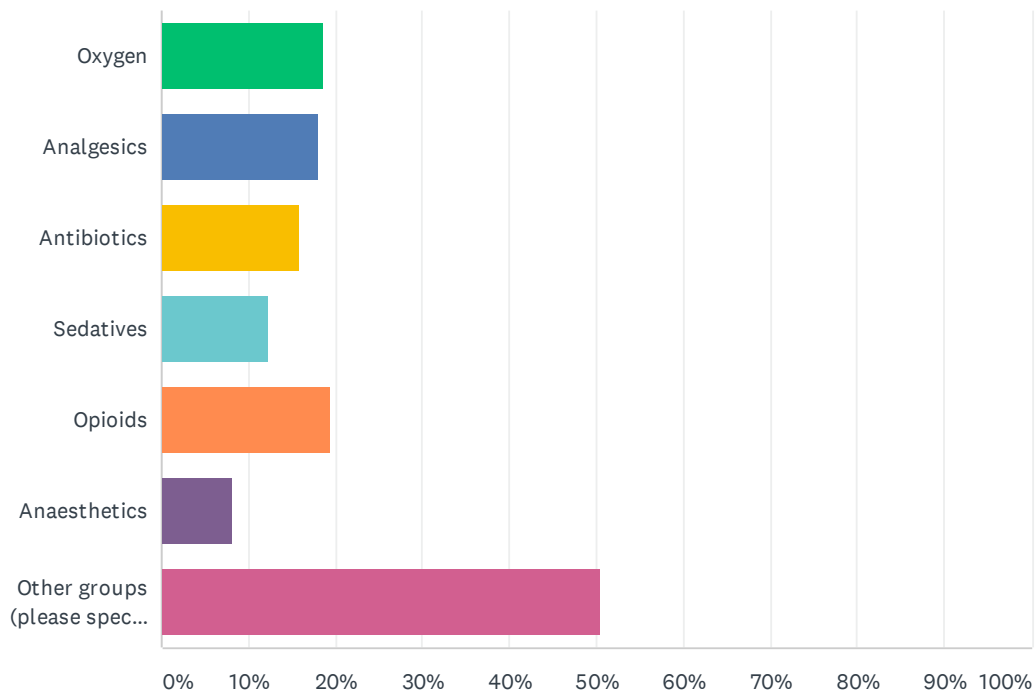
Answered: 4,652



ANSWER CHOICES	RESPONSES	
Always / most of the time	6.81%	317
Some of the time	26.20%	1,219
Never / hardly at all	32.52%	1,513
Don't know / Not applicable	34.46%	1,603
TOTAL		4,652

Which, if any, groups of medicines are you experiencing shortages of?

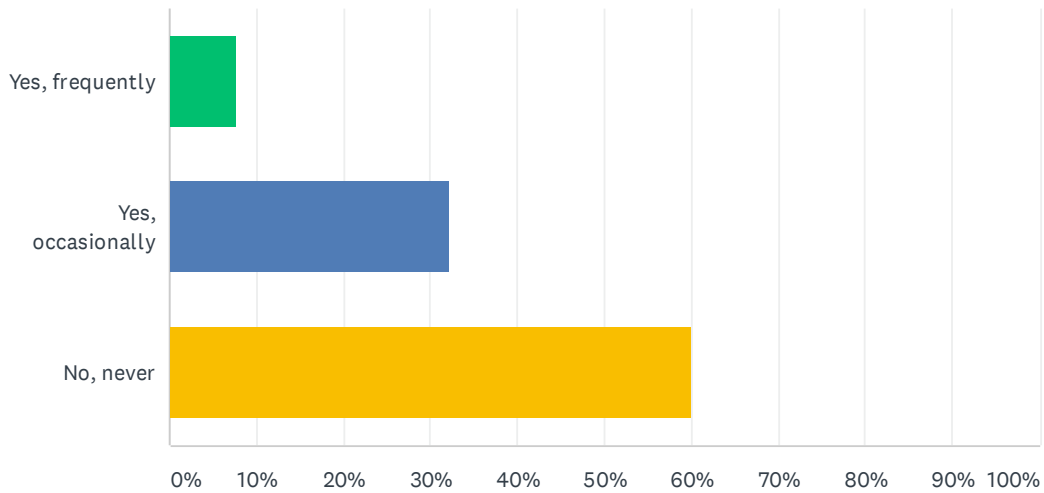
Answered: 2,682



ANSWER CHOICES	RESPONSES	
Oxygen	18.72%	502
Analgesics	18.08%	485
Antibiotics	15.88%	426
Sedatives	12.34%	331
Opioids	19.54%	524
Anaesthetics	8.13%	218
Other groups (please specify group)	50.34%	1,350
Total Respondents: 2,682		

Have any current, or expected future, shortages forced you to provide less effective treatment to your patients than you would normally?

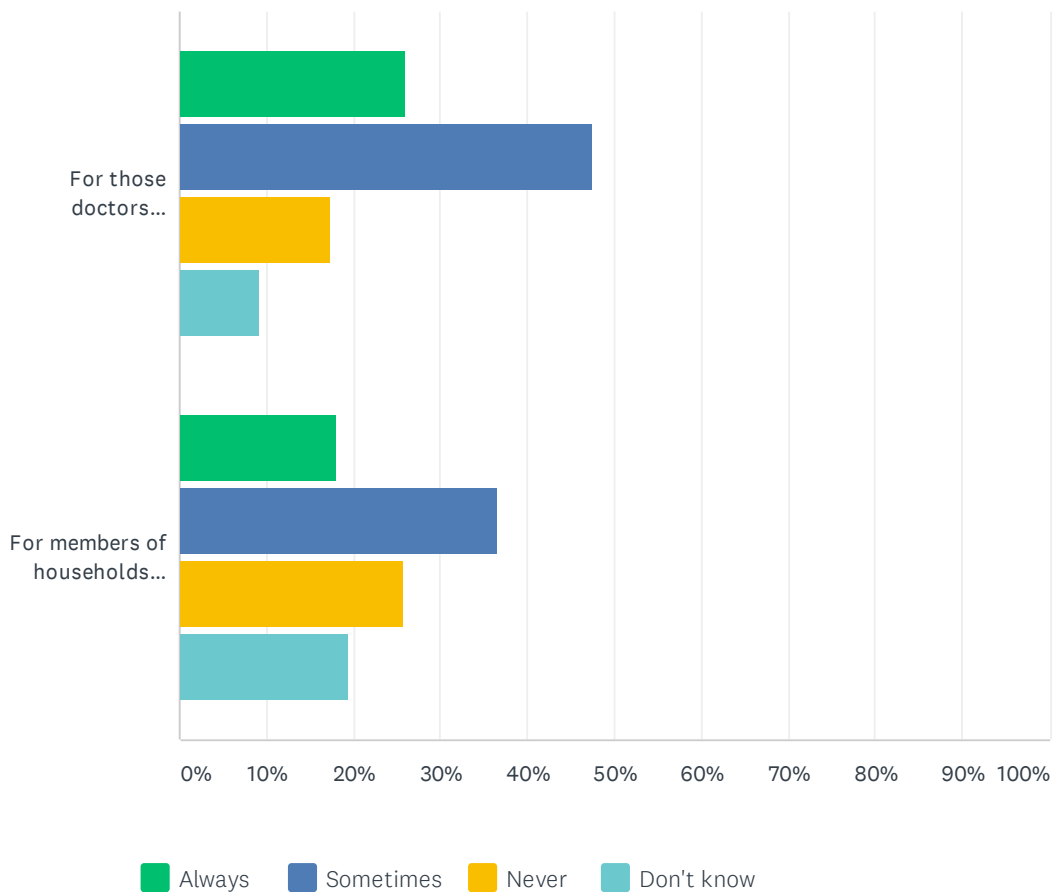
Answered: 4,273



ANSWER CHOICES	RESPONSES	
Yes, frequently	7.79%	333
Yes, occasionally	32.20%	1,376
No, never	60.00%	2,564
TOTAL		4,273

Does your place of work or local NHS offer testing for COVID?

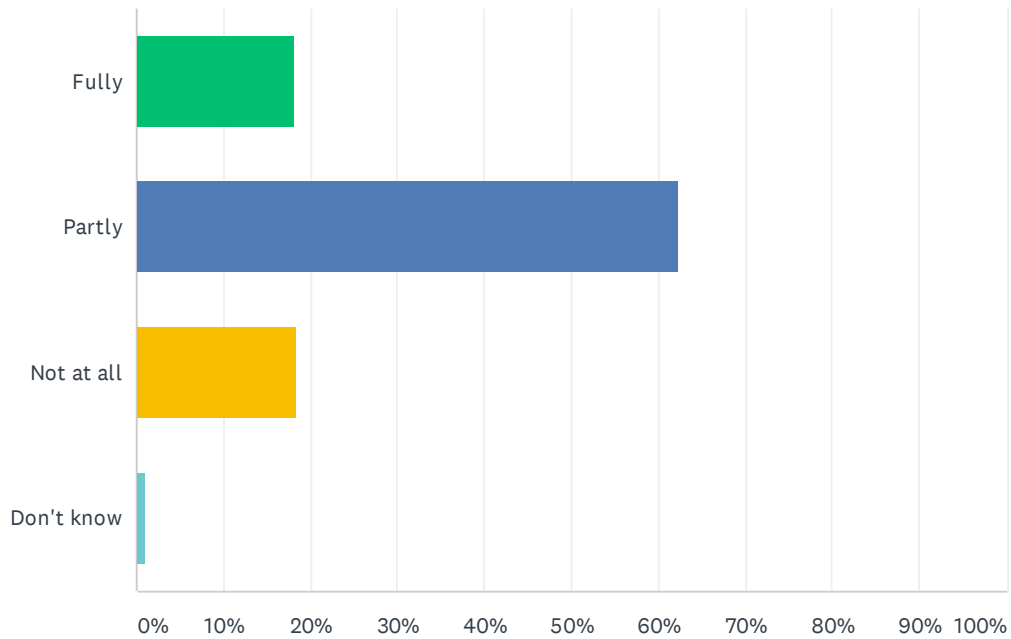
Answered: 4,606



	ALWAYS	SOMETIMES	NEVER	DON'T KNOW	TOTAL
For those doctors self-isolating with symptoms	25.95% 1,191	47.55% 2,182	17.28% 793	9.22% 423	4,589
For members of households where others have symptoms and doctors have to self-isolate	18.01% 825	36.64% 1,679	25.80% 1,182	19.55% 896	4,582

Taking everything into account, do you feel safely protected from coronavirus infection in your place of work?

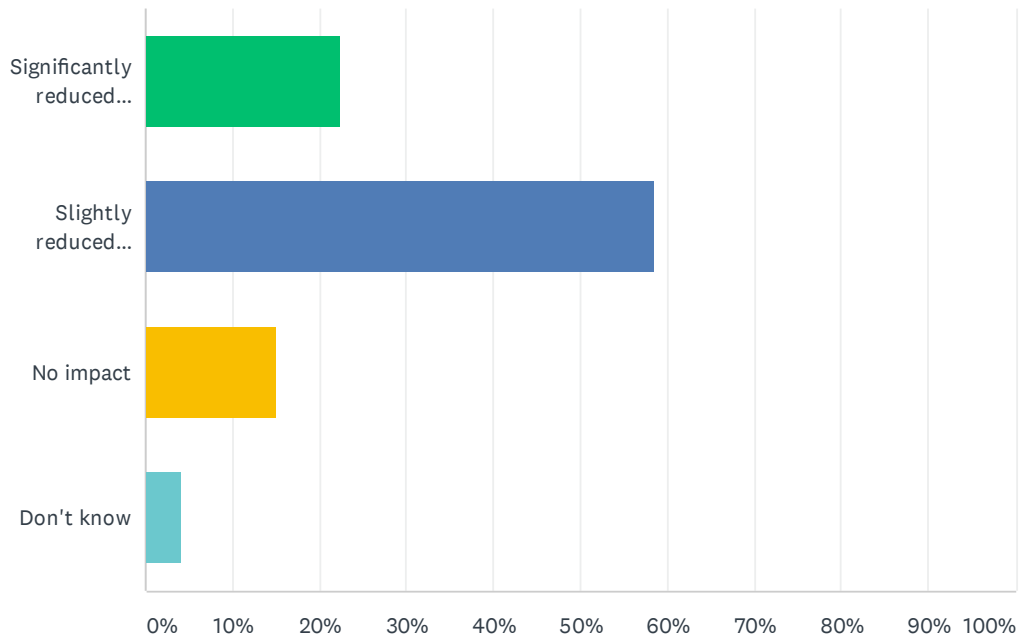
Answered: 4,622



ANSWER CHOICES	RESPONSES	
Fully	18.17%	840
Partly	62.33%	2,881
Not at all	18.50%	855
Don't know	1.00%	46
TOTAL		4,622

What impact is self-isolation having in your place of work with regard to staffing capacity and workload?

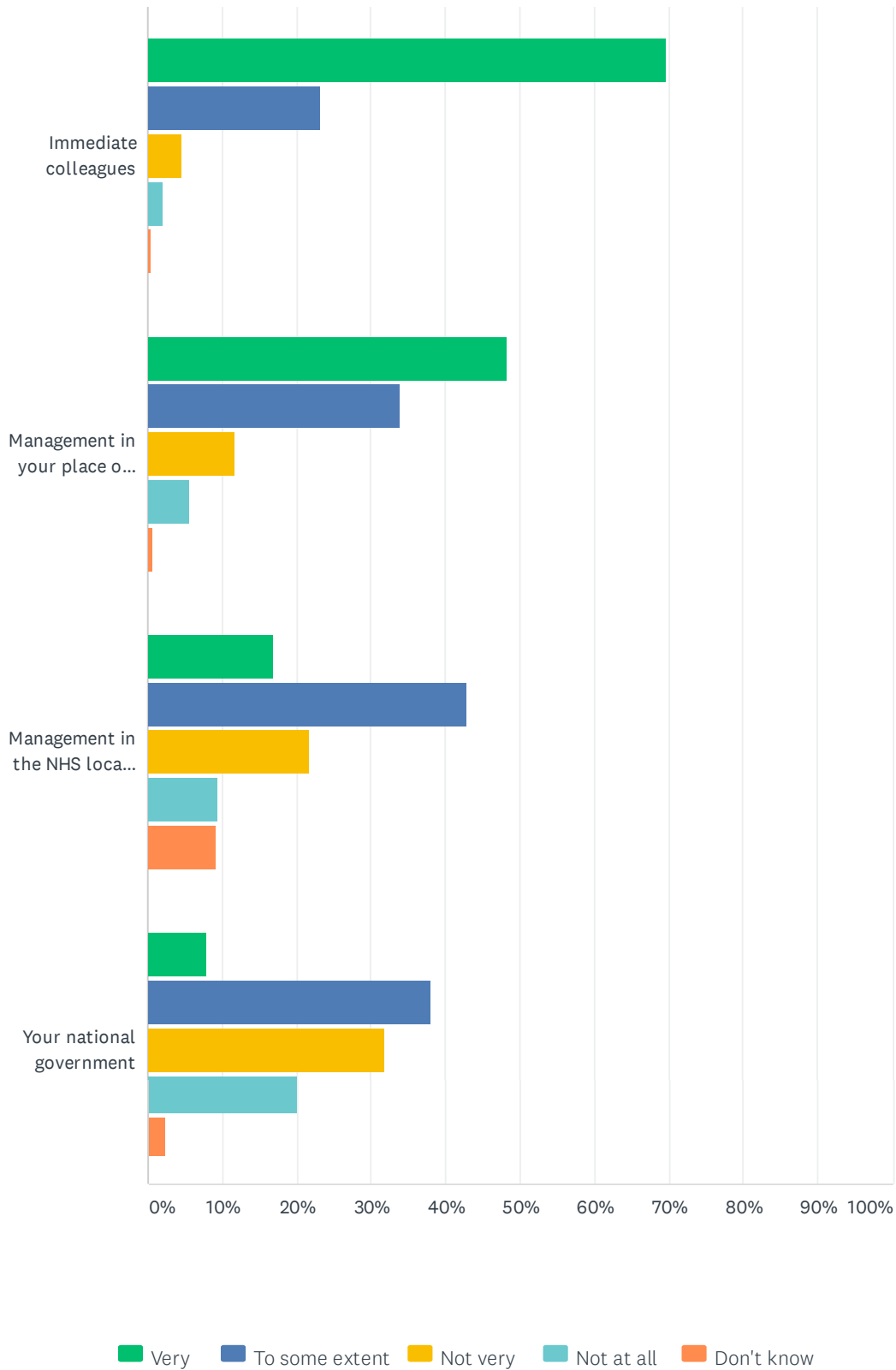
Answered: 4,534



ANSWER CHOICES	RESPONSES	
Significantly reduced capacity / increased workload	22.30%	1,011
Slightly reduced capacity / increased workload	58.54%	2,654
No impact	15.00%	680
Don't know	4.17%	189
TOTAL		4,534

How far do you personally feel supported and confident that everything possible is being done by the following:

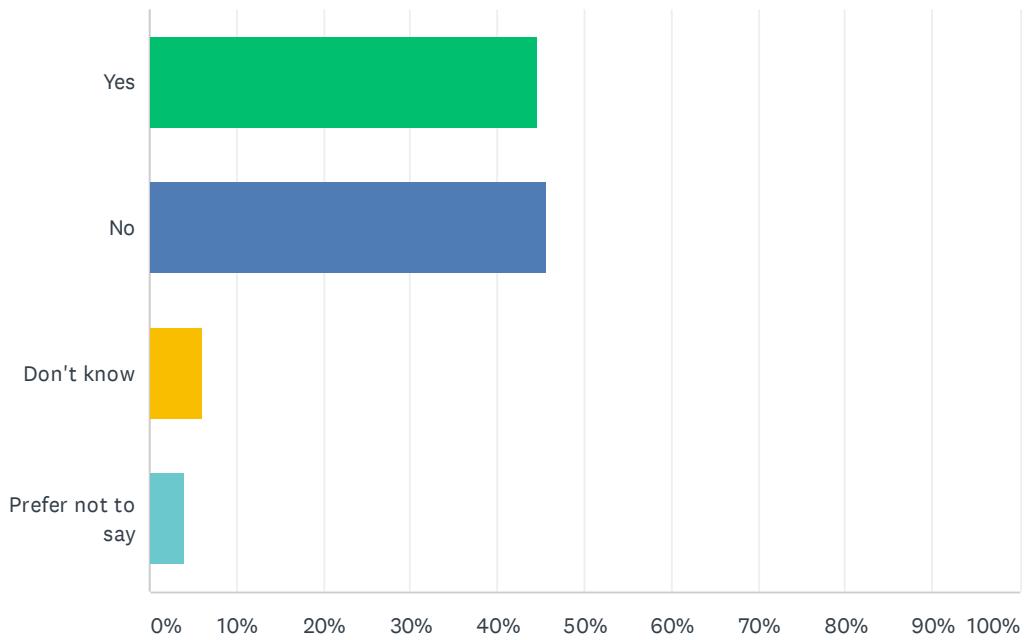
Answered: 4,544



	VERY	TO SOME EXTENT	NOT VERY	NOT AT ALL	DON'T KNOW	TOTAL
Immediate colleagues	69.76% 3,168	23.17% 1,052	4.60% 209	2.03% 92	0.44% 20	4,541
Management in your place of work	48.24% 2,189	33.80% 1,534	11.70% 531	5.60% 254	0.66% 30	4,538
Management in the NHS local area	16.87% 766	42.80% 1,943	21.72% 986	9.38% 426	9.23% 419	4,540
Your national government	7.90% 359	38.02% 1,727	31.70% 1,440	20.10% 913	2.27% 103	4,542

During this pandemic, do you consider that you are currently suffering from any of depression, anxiety, stress, burnout*, emotional distress or other mental health condition relating to or made worse by your work? (*Burnout is characterised by a state of emotional, mental and physical exhaustion caused by excessive and prolonged stress)

Answered: 4,538



ANSWER CHOICES	RESPONSES	
Yes	44.47%	2,018
No	45.53%	2,066
Don't know	6.10%	277
Prefer not to say	3.90%	177
TOTAL		4,538