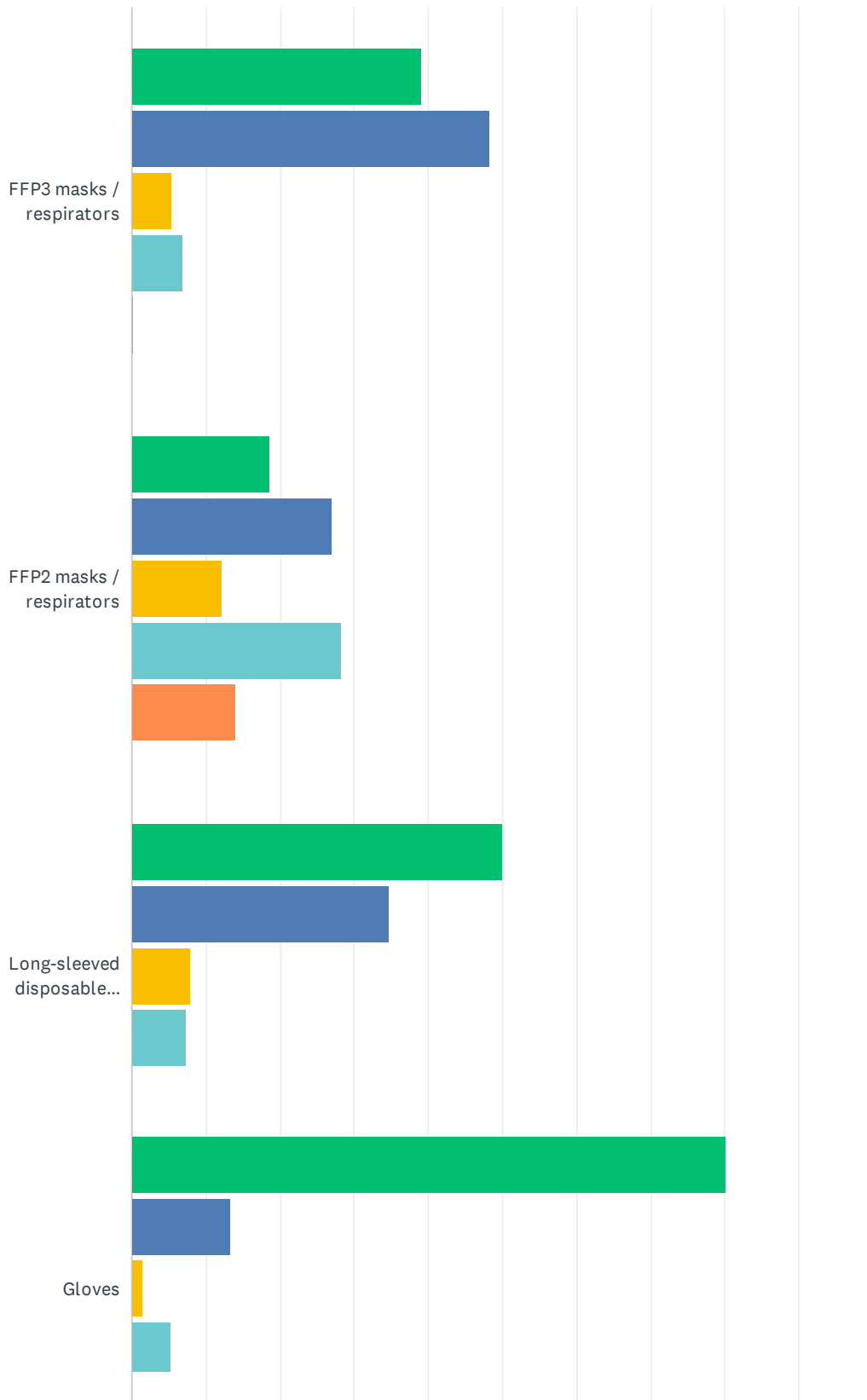
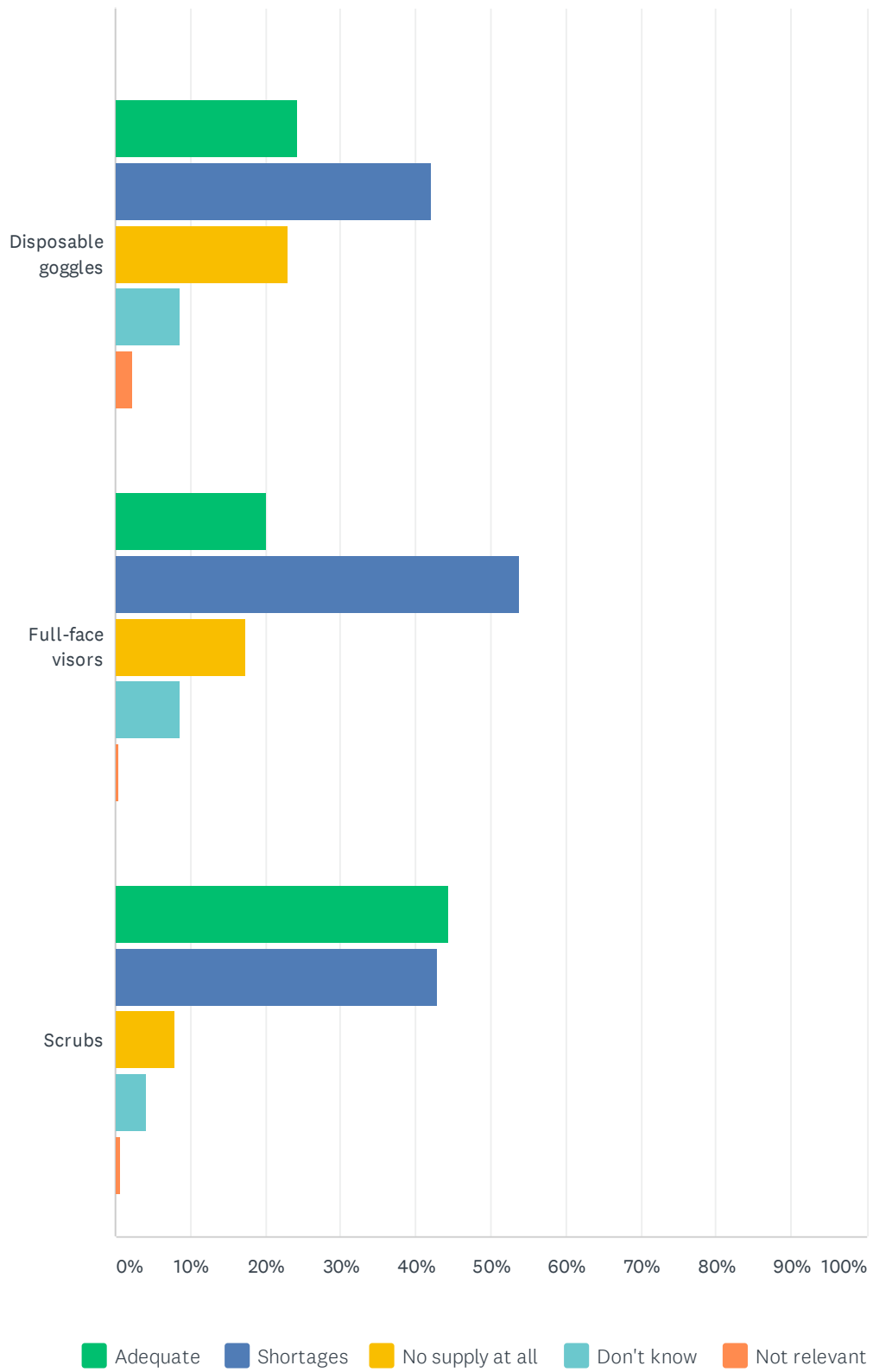


Do you currently have adequate supplies or shortages of the following PPE when working in an AGP area?

Answered: 506



Health Service PPE snapshot – hospital doctor respondents

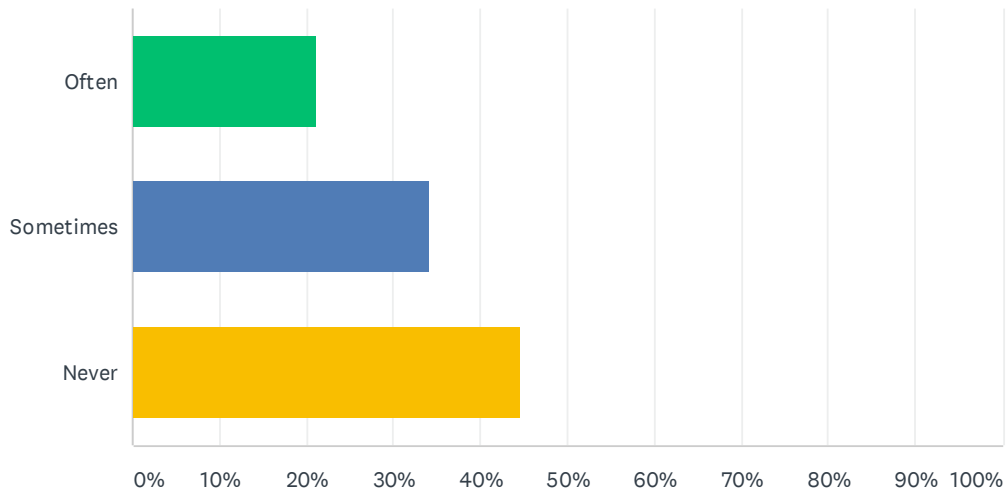


Health Service PPE snapshot – hospital doctor respondents

	ADEQUATE	SHORTAGES	NO SUPPLY AT ALL	DON'T KNOW	NOT RELEVANT	TOTAL
FFP3 masks / respirators	39.09% 197	48.41% 244	5.36% 27	6.94% 35	0.20% 1	504
FFP2 masks / respirators	18.61% 91	26.99% 132	12.07% 59	28.22% 138	14.11% 69	489
Long-sleeved disposable gowns	49.90% 251	34.79% 175	7.95% 40	7.36% 37	0.00% 0	503
Gloves	80.04% 401	13.37% 67	1.40% 7	5.19% 26	0.00% 0	501
Disposable goggles	24.20% 121	42.00% 210	23.00% 115	8.60% 43	2.20% 11	500
Full-face visors	20.04% 101	53.77% 271	17.26% 87	8.53% 43	0.40% 2	504
Scrubs	44.33% 223	42.94% 216	7.95% 40	4.17% 21	0.60% 3	503

Have you ever felt pressured when working in an AGP area to see a patient without adequate protection?

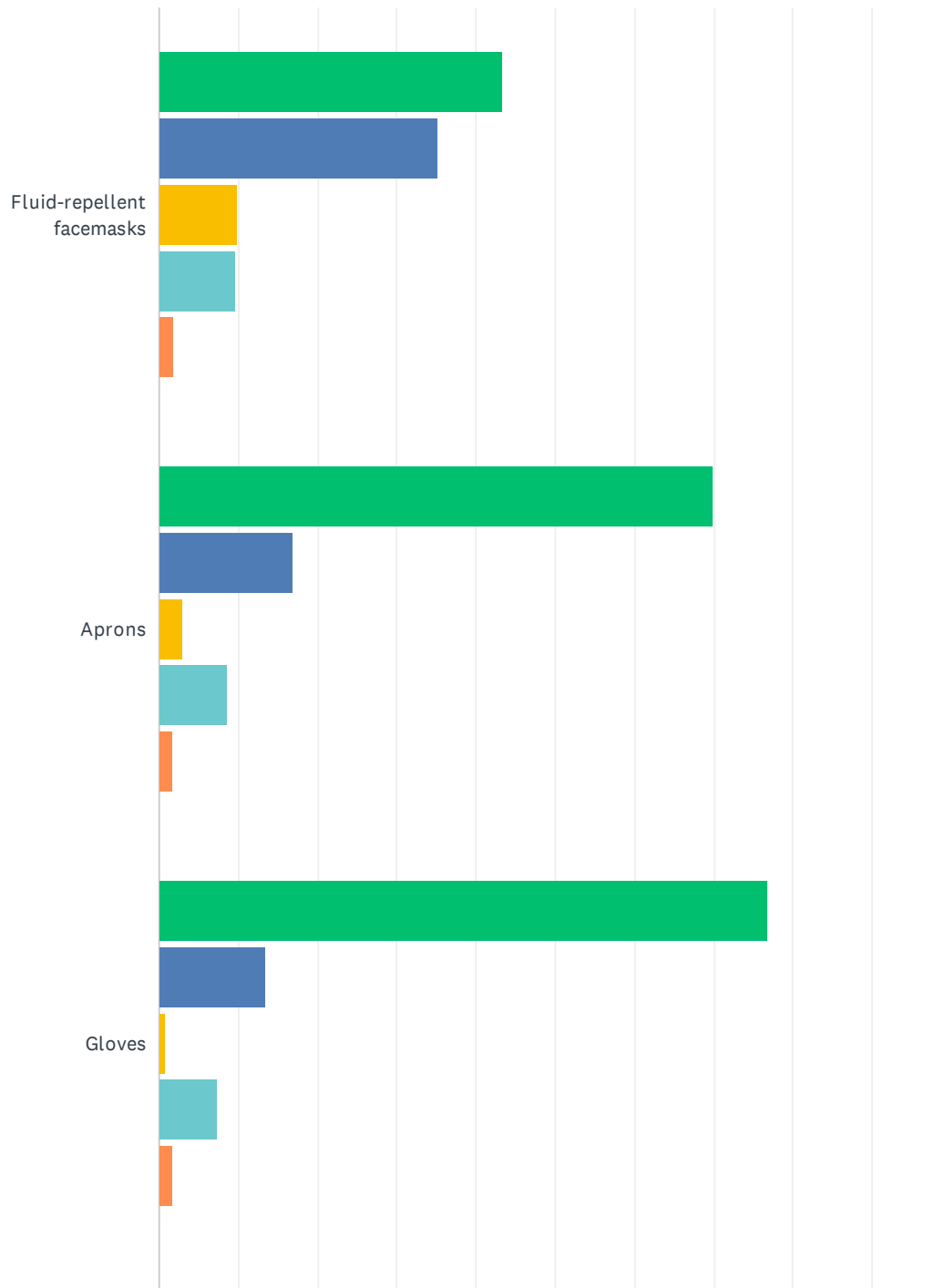
Answered: 504



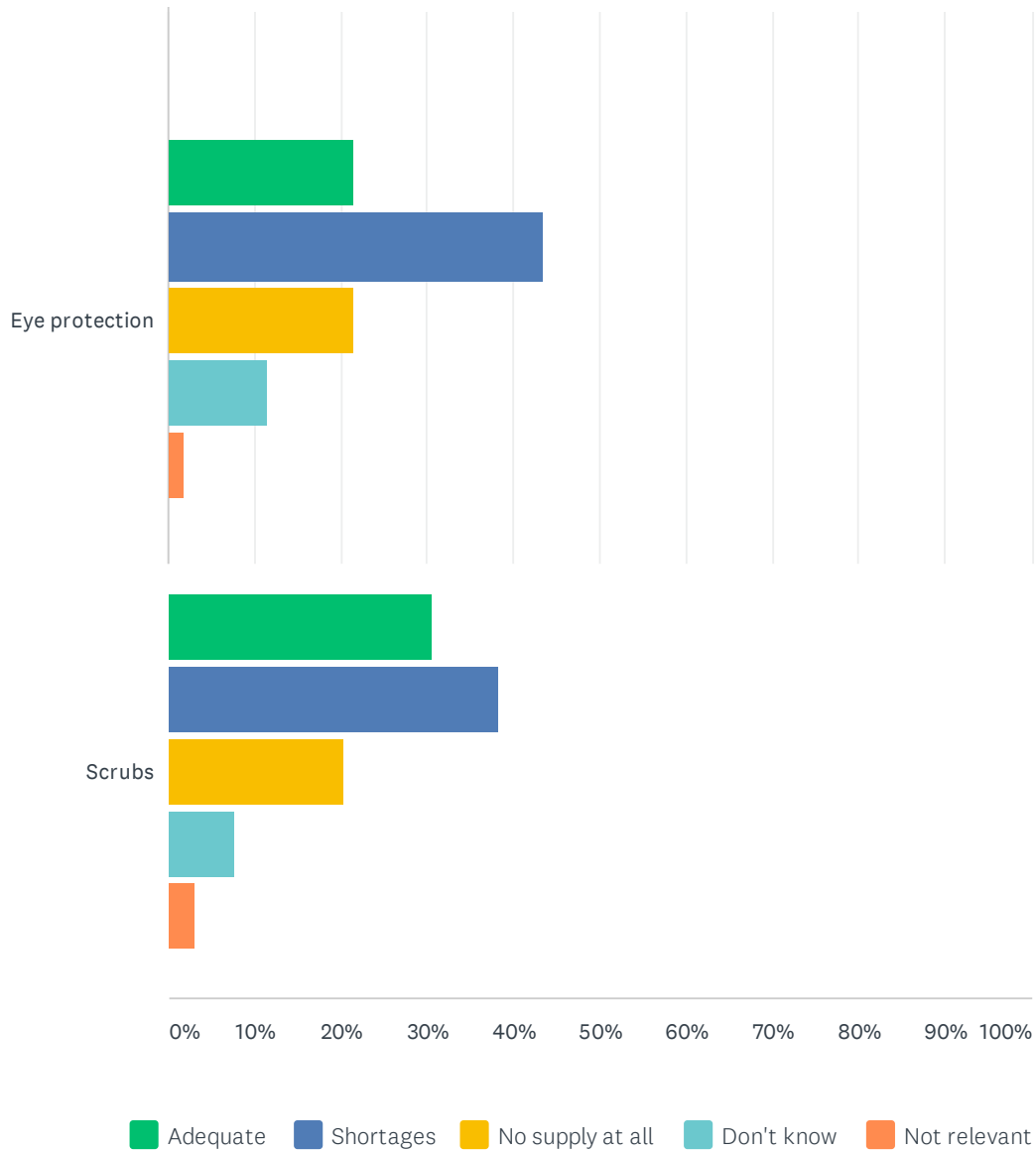
ANSWER CHOICES	RESPONSES	
Often	21.23%	107
Sometimes	34.13%	172
Never	44.64%	225
TOTAL		504

We next want to ask about PPE in other (non-AGP) settings to be used by healthcare workers who are in contact with patients with possible or confirmed COVID-19. Do you currently have adequate supplies or shortages of the following PPE?

Answered: 1,013



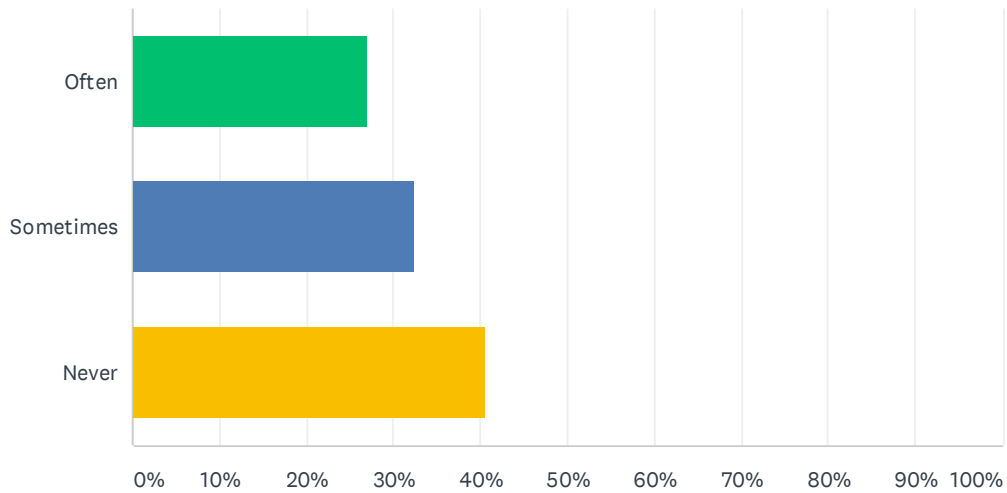
Health Service PPE snapshot – hospital doctor respondents



	ADEQUATE	SHORTAGES	NO SUPPLY AT ALL	DON'T KNOW	NOT RELEVANT	TOTAL
Fluid-repellent facemasks	43.24% 438	35.24% 357	9.87% 100	9.67% 98	1.97% 20	1,013
Aprons	69.96% 708	16.90% 171	2.96% 30	8.50% 86	1.68% 17	1,012
Gloves	76.83% 776	13.47% 136	0.89% 9	7.23% 73	1.58% 16	1,010
Eye protection	21.56% 218	43.42% 439	21.56% 218	11.47% 116	1.98% 20	1,011
Scrubs	30.56% 309	38.28% 387	20.38% 206	7.72% 78	3.07% 31	1,011

Have you ever felt pressured when working in other (non-AGP) settings to see a patient without adequate protection?

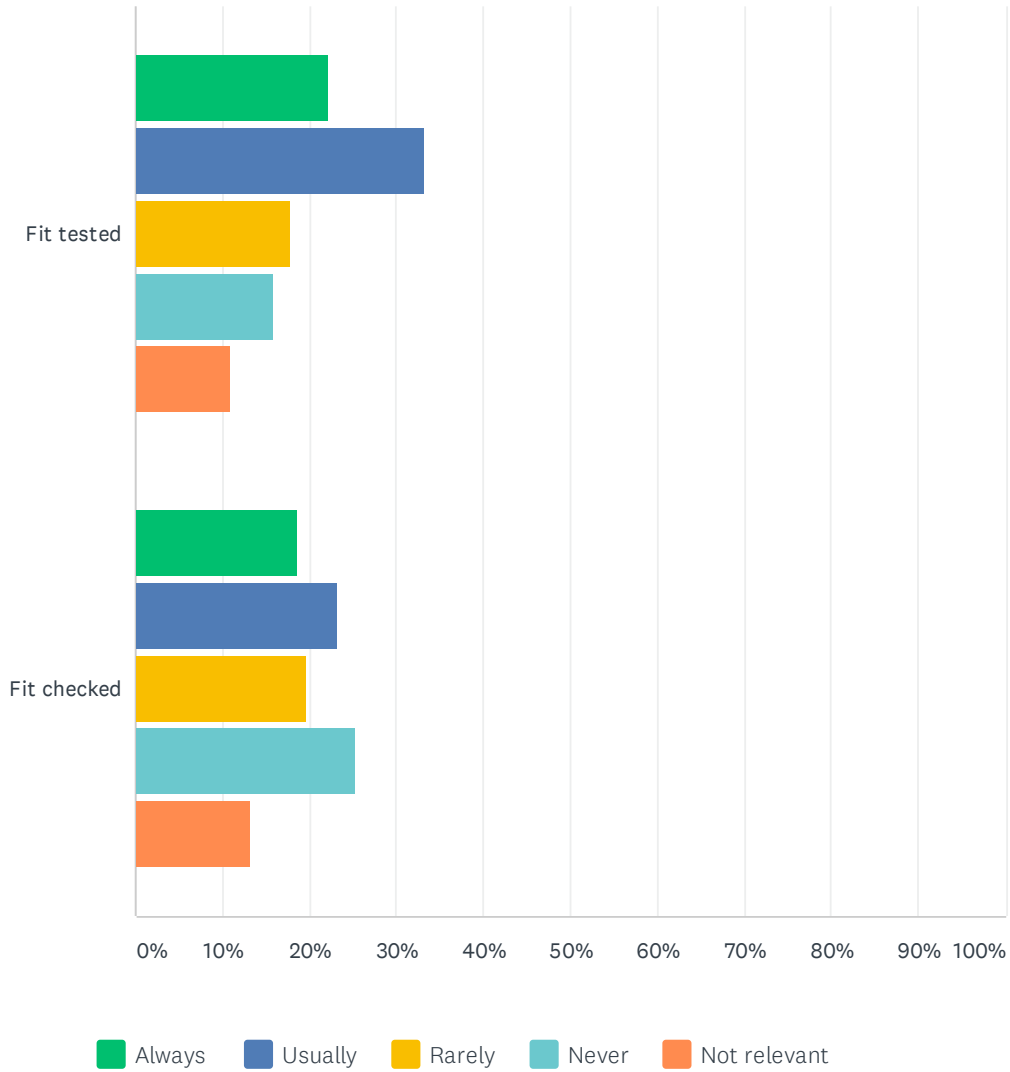
Answered: 1,004



ANSWER CHOICES	RESPONSES	
Often	27.09%	272
Sometimes	32.37%	325
Never	40.54%	407
TOTAL		1,004

If you are required to wear an FFP3 (or FFP2) mask / respirator, are there adequate provisions in your place of work for these to be fit tested to ensure an adequate seal according to the manufacturers’ guidance, and fit checked (according to the manufacturers’ guidance) every time an FFP3 (or FFP2) mask / respirator is donned to ensure an adequate seal has been achieved?

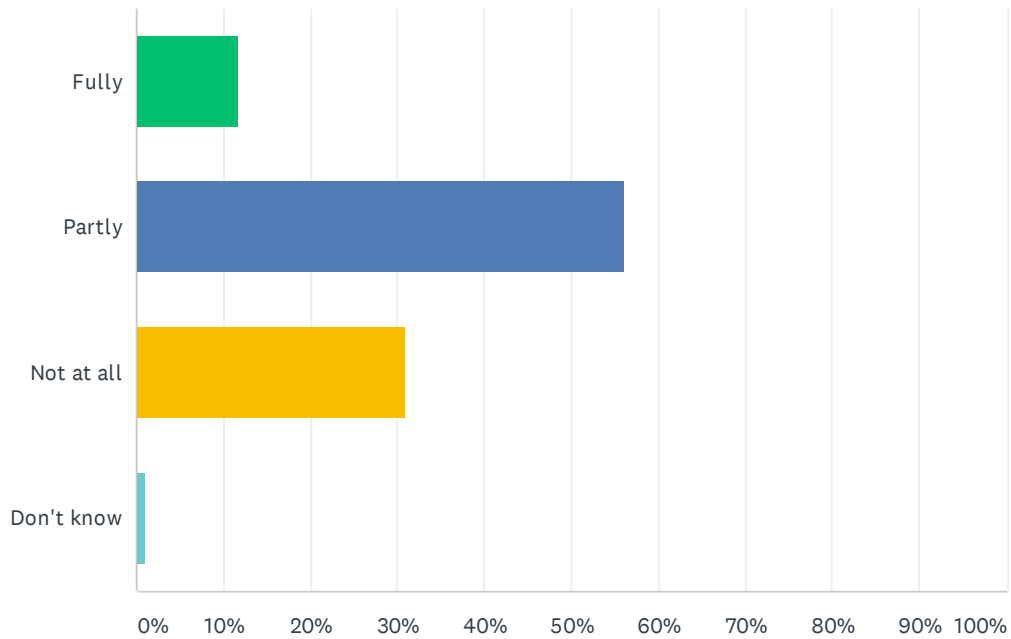
Answered: 977



	ALWAYS	USUALLY	RARELY	NEVER	NOT RELEVANT	TOTAL
Fit tested	22.26% 211	33.33% 316	17.72% 168	15.82% 150	10.86% 103	948
Fit checked	18.70% 178	23.21% 221	19.64% 187	25.21% 240	13.24% 126	952

Taking everything into account, do you feel safely protected from coronavirus infection in your place of work?

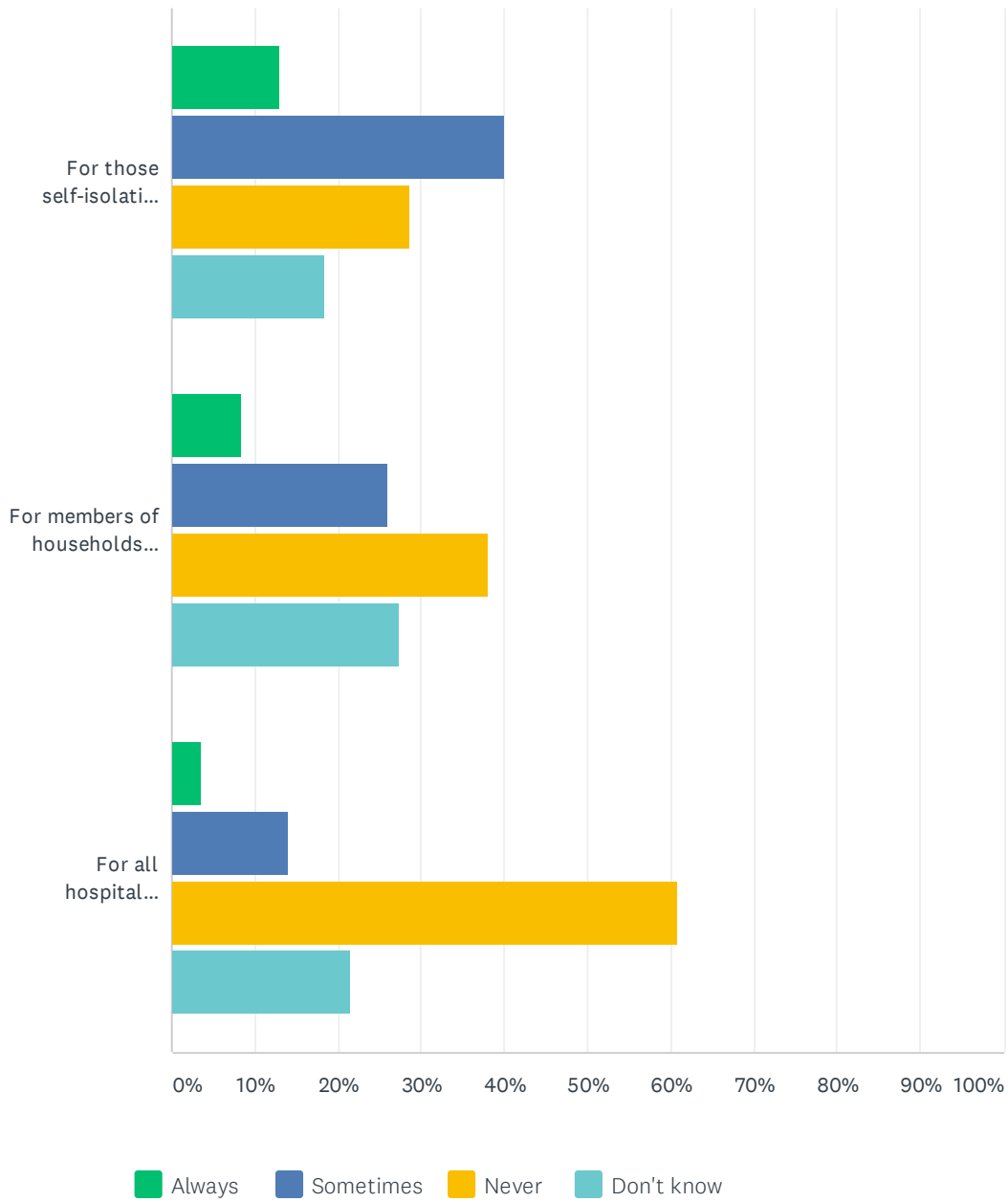
Answered: 981



ANSWER CHOICES	RESPONSES	
Fully	11.72%	115
Partly	56.17%	551
Not at all	30.99%	304
Don't know	1.12%	11
TOTAL		981

Does your place of work or local NHS offer testing for hospital doctors?

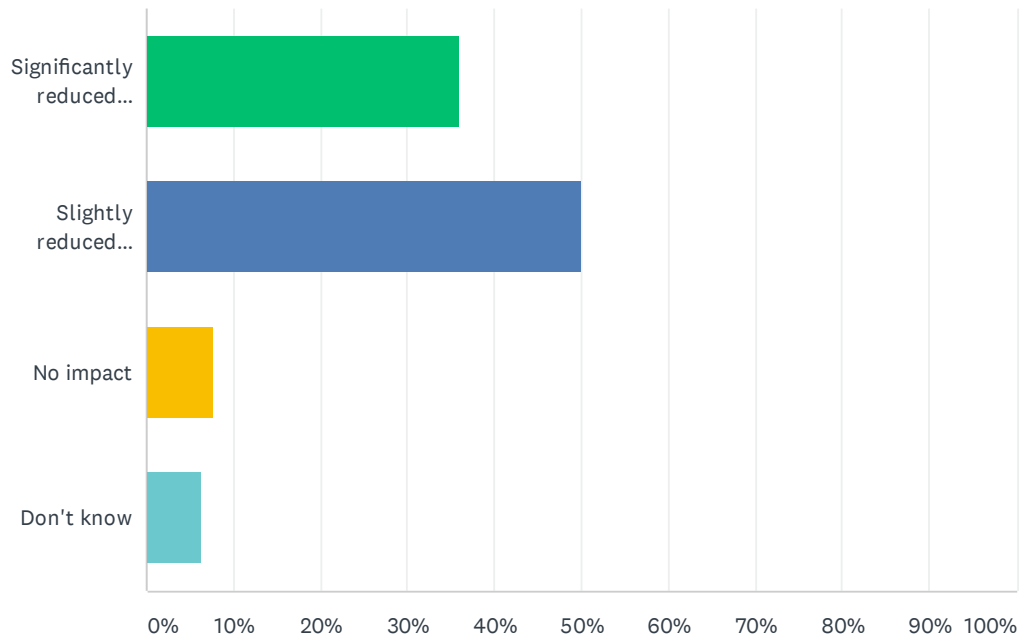
Answered: 968



	ALWAYS	SOMETIMES	NEVER	DON'T KNOW	TOTAL
For those self-isolating with symptoms	12.94% 125	40.06% 387	28.57% 276	18.43% 178	966
For members of households where others have symptoms and you have to self-isolate	8.44% 81	26.04% 250	38.13% 366	27.40% 263	960
For all hospital doctors	3.55% 34	13.97% 134	60.90% 584	21.58% 207	959

What impact is self-isolation having in your place of work with regard to staffing capacity and workload?

Answered: 968



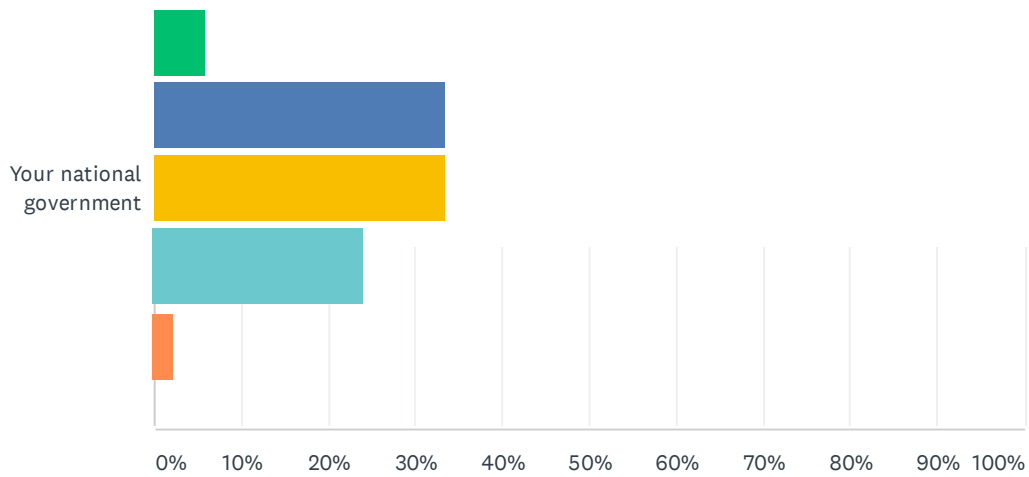
ANSWER CHOICES	RESPONSES	
Significantly reduced capacity / increased workload	35.95%	348
Slightly reduced capacity / increased workload	50.10%	485
No impact	7.64%	74
Don't know	6.30%	61
TOTAL		968

How far do you personally feel supported and confident that everything possible is being done by the following:

Answered: 953



Health Service PPE snapshot – hospital doctor respondents



■ Very
 ■ To some extent
 ■ Not very
 ■ Not at all
 ■ Don't know

	VERY	TO SOME EXTENT	NOT VERY	NOT AT ALL	DON'T KNOW	TOTAL
Immediate colleagues	53.15% 506	32.35% 308	9.03% 86	4.41% 42	1.05% 10	952
Management in your place of work	22.16% 211	41.81% 398	20.17% 192	14.29% 136	1.58% 15	952
Management in the NHS local area	9.78% 93	38.28% 364	22.40% 213	17.46% 166	12.09% 115	951
Your national government	5.99% 57	33.61% 320	33.72% 321	24.26% 231	2.42% 23	952