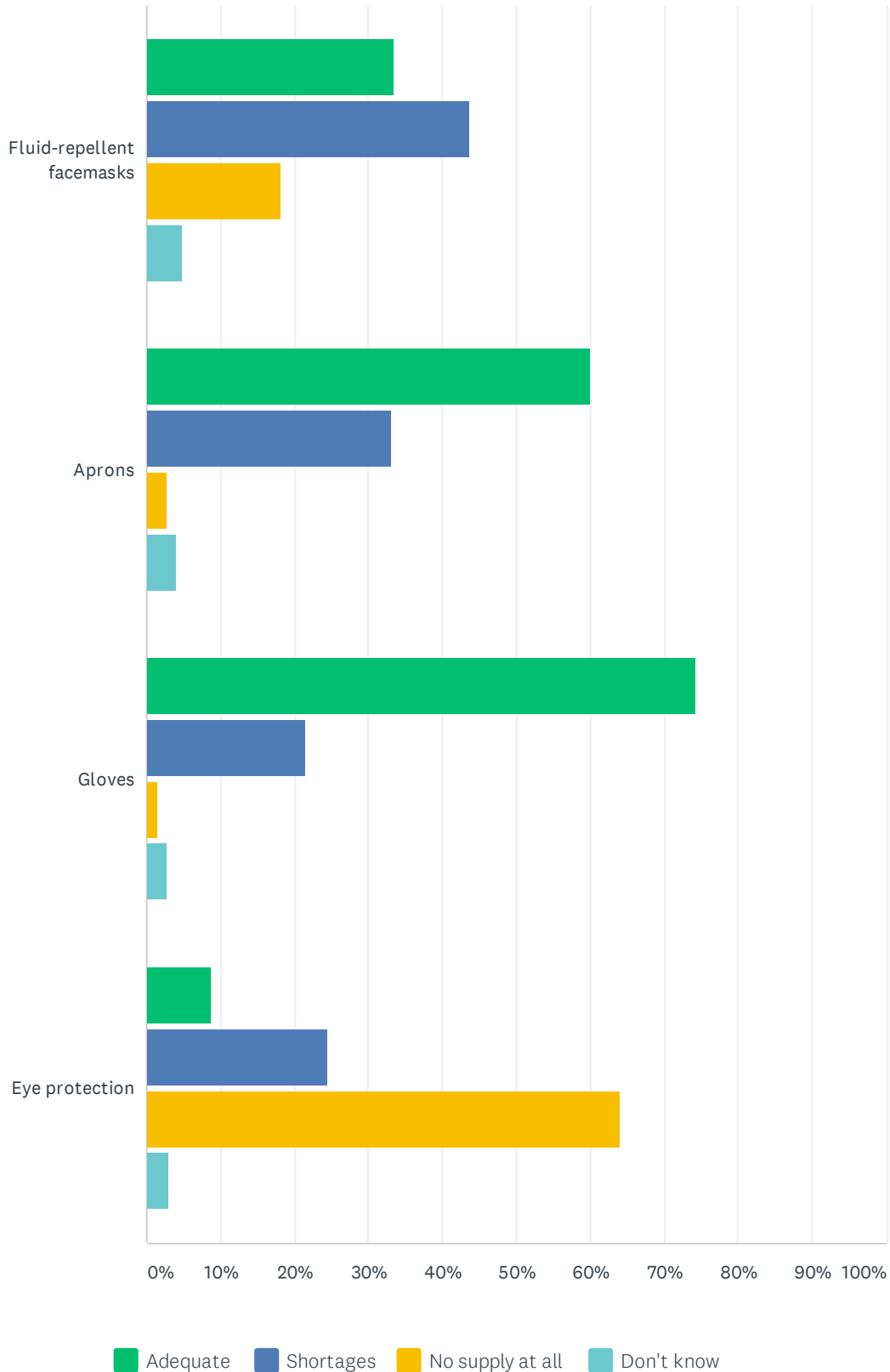


We want to ask about PPE to be used by healthcare workers who are in contact with patients with possible or confirmed COVID-19. Do you currently have adequate supplies or shortages of the following PPE?

Answered: 518

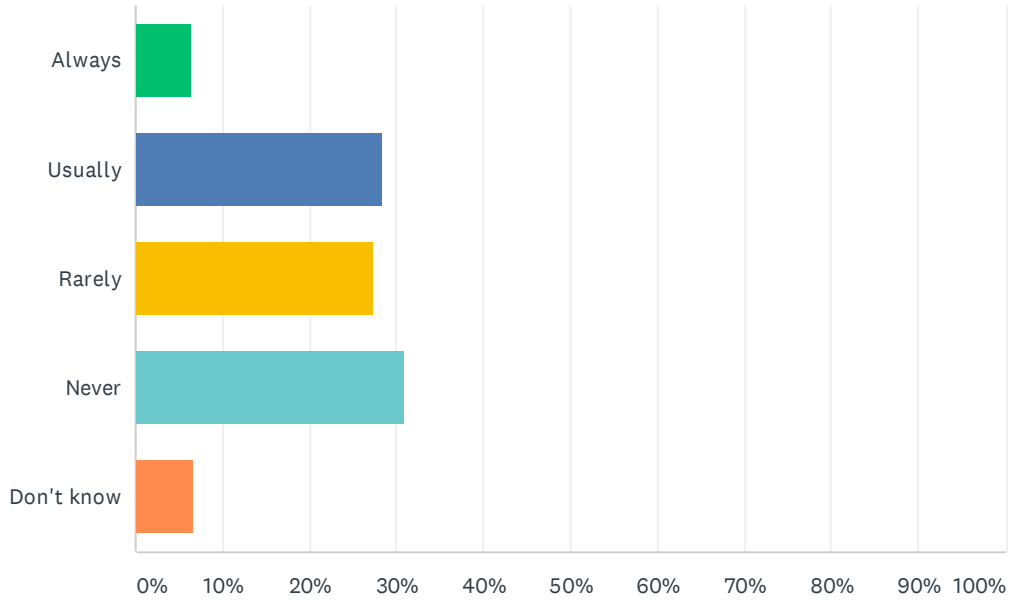


Health Service PPE snapshot – GP respondents

	ADEQUATE	SHORTAGES	NO SUPPLY AT ALL	DON'T KNOW	TOTAL
Fluid-repellent facemasks	33.40% 173	43.63% 226	18.15% 94	4.83% 25	518
Aprons	60.08% 310	33.14% 171	2.71% 14	4.07% 21	516
Gloves	74.17% 382	21.55% 111	1.55% 8	2.72% 14	515
Eye protection	8.72% 45	24.42% 126	63.95% 330	2.91% 15	516

Do you have sufficient PPE for safe contact with both possible / confirmed COVID-19 patients, and with "Non-COVID" symptoms patients?

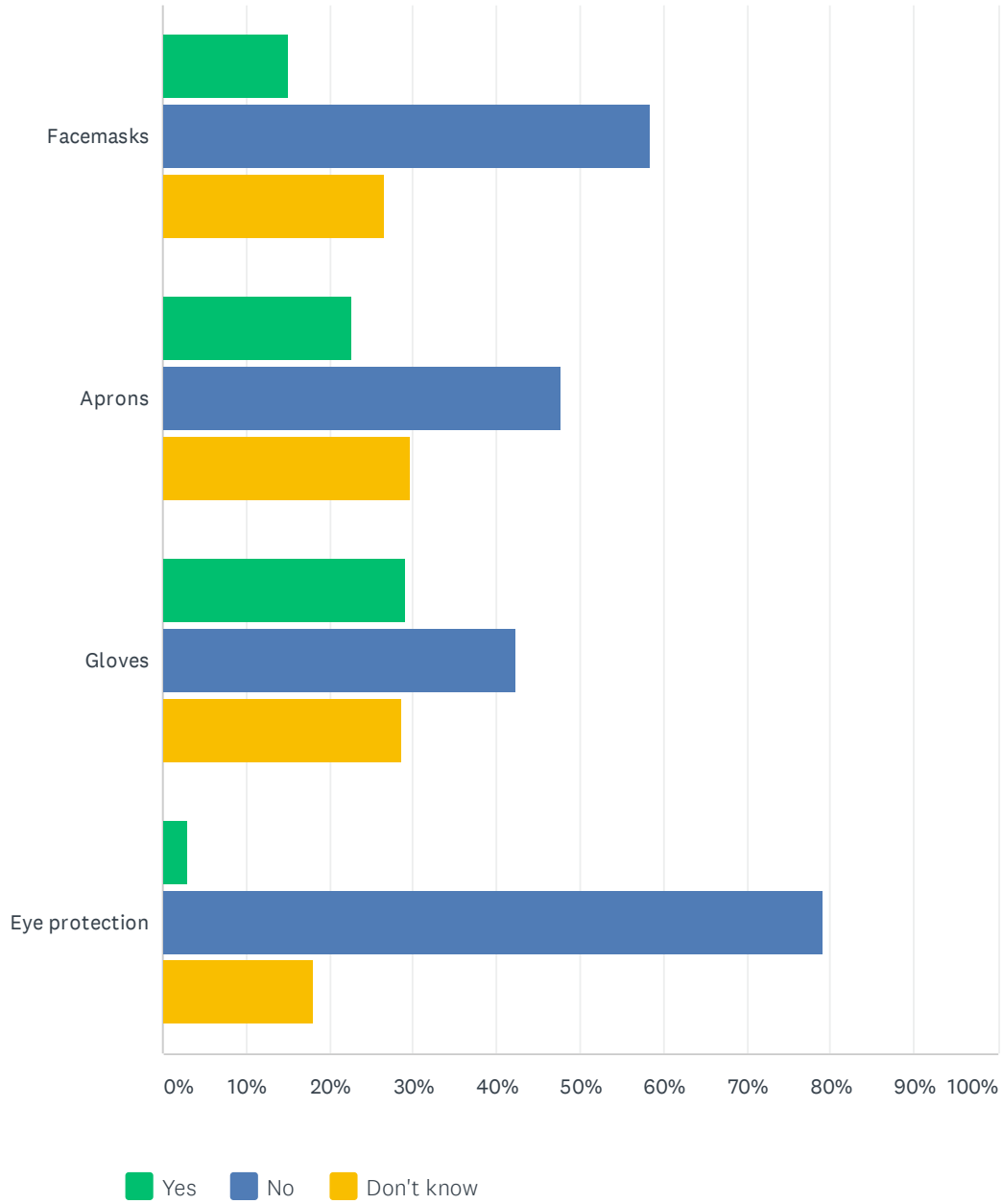
Answered: 516



ANSWER CHOICES	RESPONSES	
Always	6.40%	33
Usually	28.49%	147
Rarely	27.33%	141
Never	31.01%	160
Don't know	6.78%	35
TOTAL		516

Are you receiving regular and sufficient deliveries of the following items of PPE?

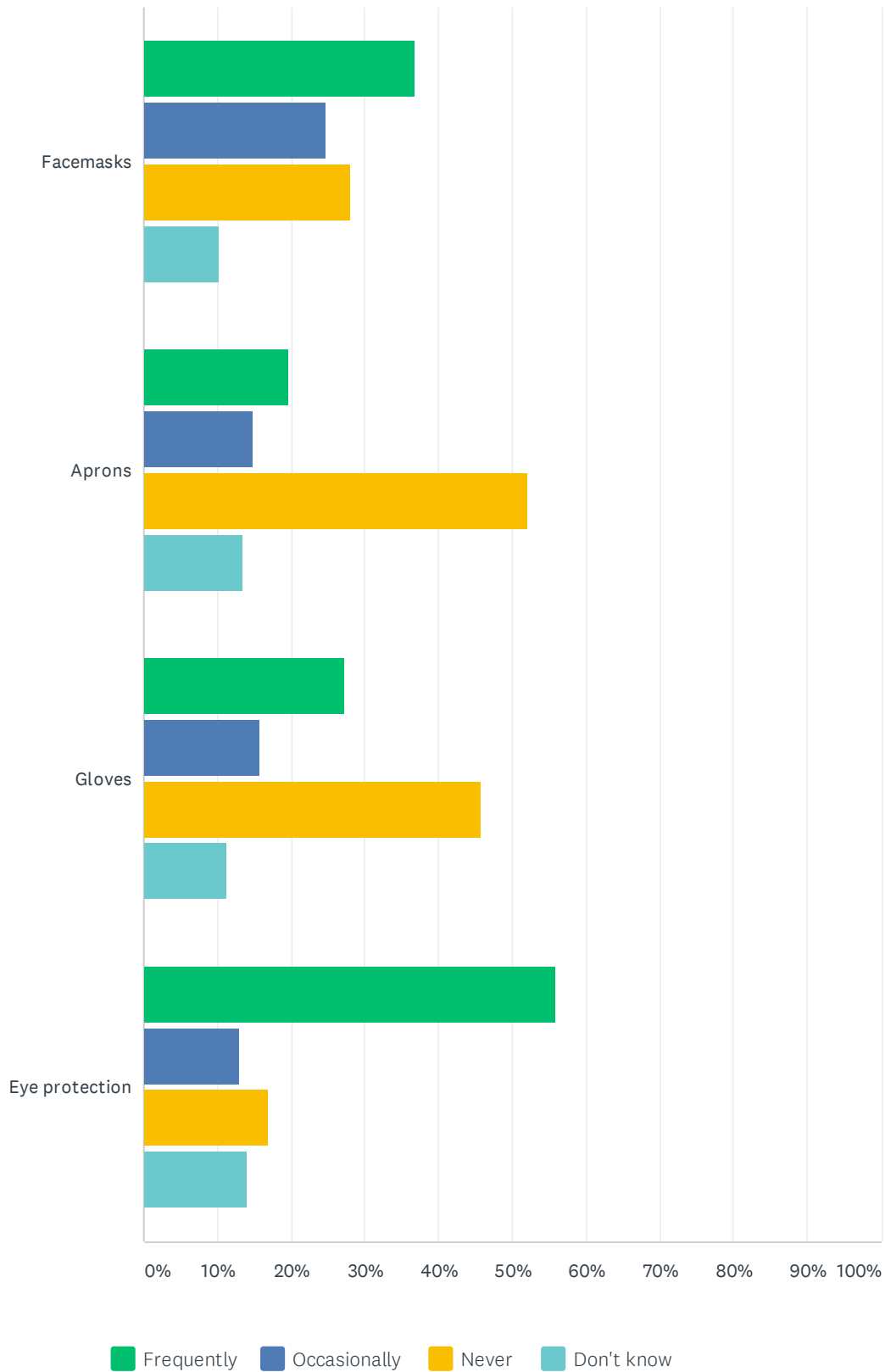
Answered: 483



	YES	NO	DON'T KNOW	TOTAL
Facemasks	14.97% 72	58.42% 281	26.61% 128	481
Aprons	22.50% 108	47.71% 229	29.79% 143	480
Gloves	29.11% 140	42.20% 203	28.69% 138	481
Eye protection	2.90% 14	79.09% 382	18.01% 87	483

Have you had to purchase supplies directly yourself of any of the following items of PPE due to non-availability of NHS supplies?

Answered: 484

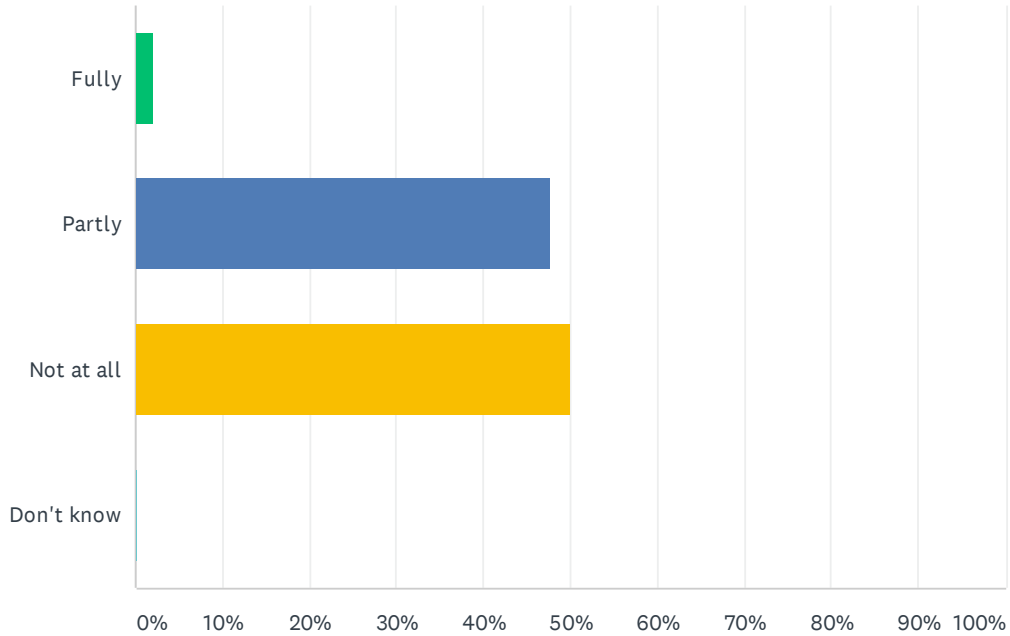


Health Service PPE snapshot – GP respondents

	FREQUENTLY	OCCASIONALLY	NEVER	DON'T KNOW	TOTAL
Facemasks	36.90% 176	24.74% 118	28.09% 134	10.27% 49	477
Aprons	19.70% 93	14.83% 70	52.12% 246	13.35% 63	472
Gloves	27.27% 129	15.64% 74	45.88% 217	11.21% 53	473
Eye protection	55.81% 269	13.07% 63	17.01% 82	14.11% 68	482

Taking everything into account, do you feel safely protected from coronavirus infection in your place of work?

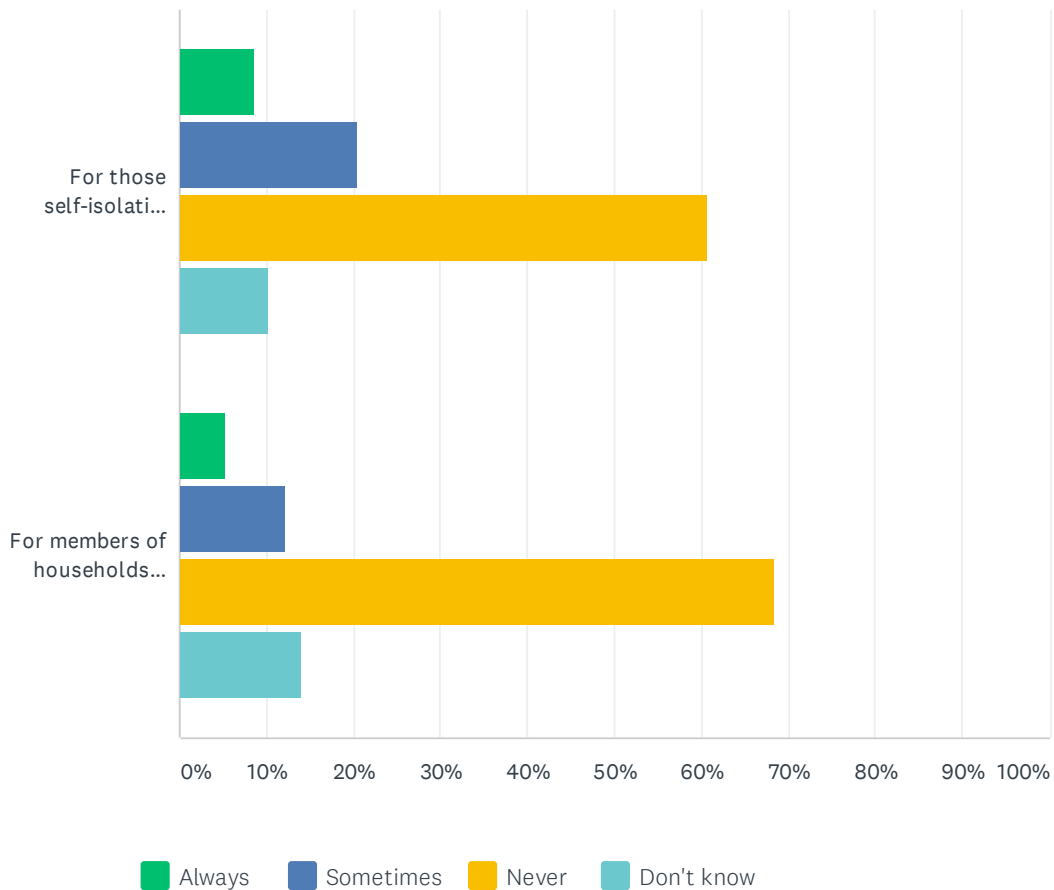
Answered: 482



ANSWER CHOICES	RESPONSES	
Fully	2.07%	10
Partly	47.72%	230
Not at all	50.00%	241
Don't know	0.21%	1
TOTAL		482

Does your local NHS offer testing for GPs?

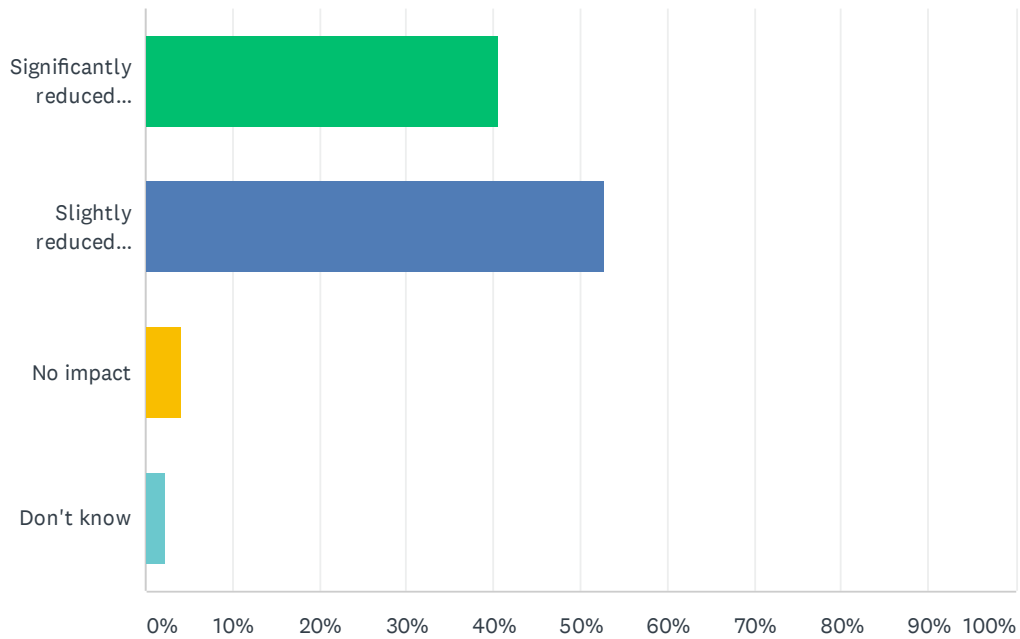
Answered: 477



	ALWAYS	SOMETIMES	NEVER	DON'T KNOW	TOTAL
For those self-isolating with symptoms	8.60% 41	20.55% 98	60.59% 289	10.27% 49	477
For members of households where others have symptoms and you have to self-isolate	5.26% 25	12.21% 58	68.42% 325	14.11% 67	475

What impact is self-isolation having in your place of work with regard to staffing capacity and workload?

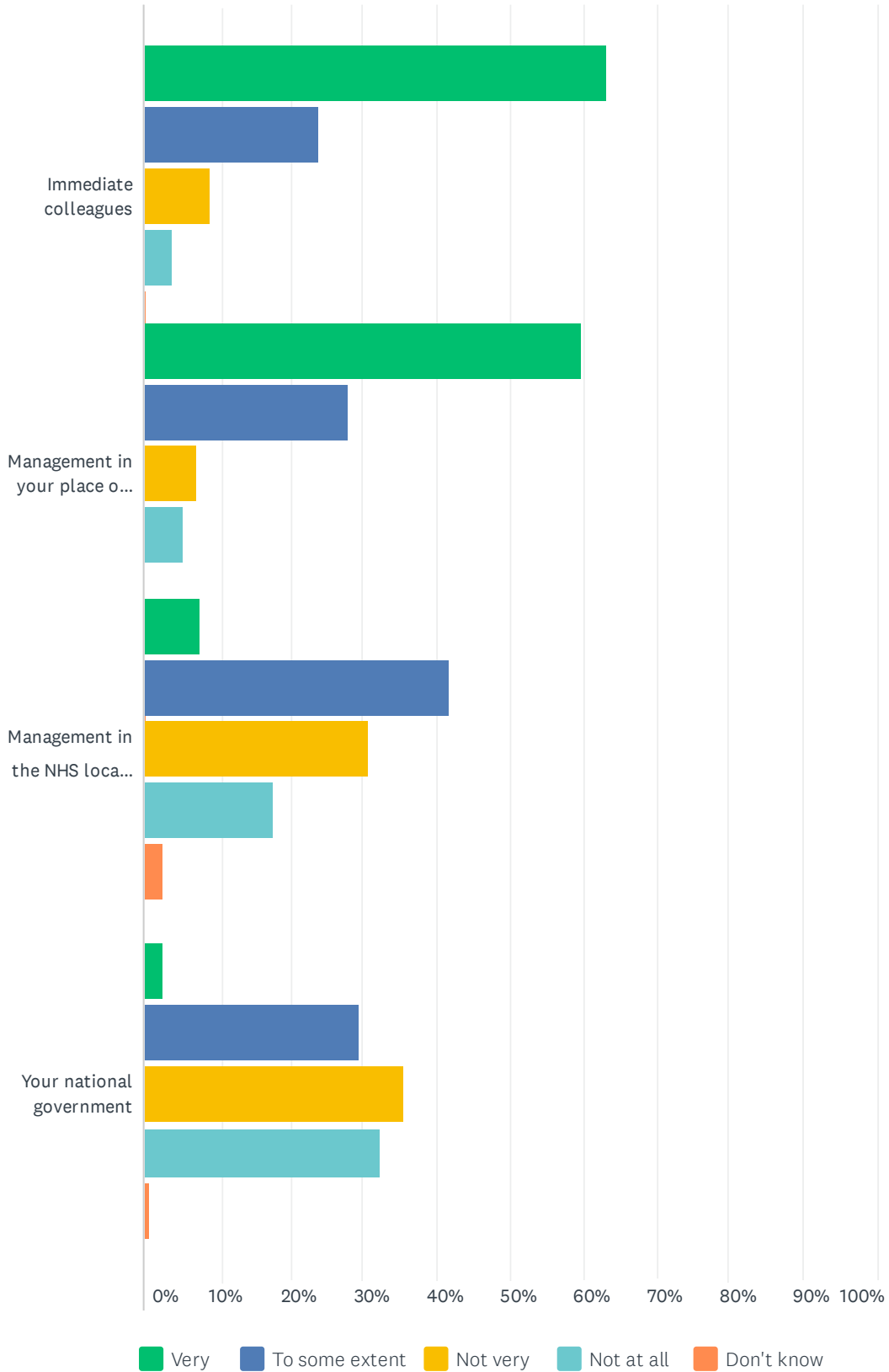
Answered: 472



ANSWER CHOICES	RESPONSES	
Significantly reduced capacity / increased workload	40.68%	192
Slightly reduced capacity / increased workload	52.75%	249
No impact	4.24%	20
Don't know	2.33%	11
TOTAL		472

How far do you personally feel supported and confident that everything possible is being done by the following:

Answered: 472



Health Service PPE snapshot – GP respondents

	VERY	TO SOME EXTENT	NOT VERY	NOT AT ALL	DON'T KNOW	TOTAL
Immediate colleagues	63.14% 298	23.94% 113	8.90% 42	3.81% 18	0.21% 1	472
Management in your place of work	59.53% 281	27.75% 131	7.20% 34	5.30% 25	0.21% 1	472
Management in the NHS local area	7.45% 35	41.70% 196	30.64% 144	17.66% 83	2.55% 12	470
Your national government	2.54% 12	29.24% 138	35.38% 167	32.20% 152	0.64% 3	472